



Länsstyrelsen  
Västmanlands län



# Bilagor

Tabeller och enkät

Datum: september 2019  
Diarienummer: RV191181

## Hur är det att leva och bo i Västmanland?

Inom en vecka kommer du att få en enkät hemskickad till dig. Region Västmanland och Länsstyrelsen i Västmanland har gett Institutet för Kvalitetsindikatorer i uppdrag att undersöka hur invånarna i Västmanland uppfattar läget i länet. Du är en av dem som blivit slumpmässigt utvald att delta i undersökningen. Urvalet är draget från Navet, Skatteverket. Alla svar är lika viktiga. Din medverkan i undersökningen och ditt svar bidrar till att undersökningens resultat blir tillförlitligt. Genom att delta gör du en betydelsefull insats för Västmanland. Dina svar kommer att hjälpa oss i arbetet att skapa ett Västmanland där man trivs att leva och bo.

Du kan svara antingen på den pappersenkät som skickas ut inom en vecka eller redan nu via en webbenkät som kan nås enligt nedan:

Gå in på [www.indikator.org/vmland](http://www.indikator.org/vmland)

Eller scanna QR koden  
med mobil  
eller surfplatta

[LOGINLINK]

Och ange kod: [ALSTRALOGIN]

Resultaten från undersökningen kommer finnas tillgängliga i slutet av 2019, början av 2020 på [www.regionvastmanland.se](http://www.regionvastmanland.se) och [www.lansstyrelsen.se](http://www.lansstyrelsen.se).

### Fråga oss gärna!

#### Frågor om att lämna uppgifter besvaras av

Indikator (Institutet för kvalitetsindikatorer) Tel: 031-730 31 20  
e-post: [info@indikator.org](mailto:info@indikator.org)

#### Frågor om undersökningens innehåll besvaras av

**Länsstyrelsen i Västmanlands län**  
Annette Rydqvist  
010-224 90 00  
[annette.rydqvist@lansstyrelsen.se](mailto:annette.rydqvist@lansstyrelsen.se)

**Region Västmanland**  
Kathrine Bergström  
021-17 30 00  
[kathrine.bergstrom@regionvastmanland.se](mailto:kathrine.bergstrom@regionvastmanland.se)

Stort tack för din medverkan!

Med vänliga hälsningar,  
Region Västmanland och Länsstyrelsen i Västmanland



Maria Linder  
Region Västmanland



Maria Ek  
Länsstyrelsen i Västmanlands län



Antje Andersson  
Institutet för Kvalitetsindikatorer

Datum: september 2019  
Diarienummer: RV191181

## Hur är det att leva och bo i Västmanland?

Region Västmanland och Länsstyrelsen i Västmanlands län har tillsammans med andra aktörer som uppgift att främja länets utveckling. För att göra det på bästa sätt behöver vi din hjälp! Genom att du svarar på ett antal frågor ger du oss viktig kunskap om hur du och andra västmanlänningar ser på situationen i länet. Den kunskapen kommer att användas för att göra Västmanlands län till en bättre plats att bo och leva. Resultaten från den senaste undersökningen 2015 har varit viktigt vid arbetet med den regionala utvecklingsstrategin i Västmanlands län.



Institutet för Kvalitetsindikatorer har fått i uppdrag att undersöka hur invånarna i Västmanland uppfattar läget i länet.

### Dina svar är viktiga

Din medverkan i undersökningen är mycket viktig och ditt svar bidrar till att undersökningens resultat blir tillförlitligt. Du är en av 6 000 personer i åldern 18-84 år som har blivit slumpmässigt utvald. Urvalet är draget från Navet, Skatteverket. Att delta i undersökningen är frivilligt, men din medverkan är mycket betydelsefull. Ditt svar kan inte ersättas med någon annans.

**Vi vill tacka dig som svarat på undersökningen under de senaste dagarna och ber dig bortse från detta brev.**

### Välj ett av följande sätt att besvara enkäten

 <p><b>Internet</b></p> <p>Gå in på <a href="http://www.indikator.org/vmland">www.indikator.org/vmland</a> och ange <b>Kod: [AlstraLogin]</b></p>	<p>[LOGINLINK]</p> <p><b>QR-kod</b></p> <p>Scanna QR-koden med mobil eller surfplatta</p>	 <p><b>Pappersenkät</b></p> <p>Om du inte kan svara på enkäten digitalt skickar du in pappersenkäten i det portofria svarskuvertet.</p>
--	---	--

Det går bra att logga in flera gånger och spara emellan. Du behöver alltså inte fylla i alla uppgifter på en gång. Vi ber dig besvara frågorna så snart som möjligt.

Resultaten från undersökningen kommer finnas tillgängliga i slutet av 2019, början av 2020 på [www.regionvastmanland.se](http://www.regionvastmanland.se) och [www.lansstyrelsen.se](http://www.lansstyrelsen.se).

### Undrar du över något?

#### Frågor om att lämna uppgifter besvaras av

Indikator (Institutet för kvalitetsindikatorer)

031-730 31 20

[info@indikator.org](mailto:info@indikator.org)

#### Frågor om undersökningens innehåll besvaras av

Länsstyrelsen i Västmanlands län

Annette Rydqvist

010-224 90 00

[annette.rydqvist@lansstyrelsen.se](mailto:annette.rydqvist@lansstyrelsen.se)

Region Västmanland

Kathrine Bergström

021-17 30 00

[kathrine.bergstrom@regionvastmanland.se](mailto:kathrine.bergstrom@regionvastmanland.se)

#### Så används de lämnade uppgifterna

Institutet för kvalitetsindikatorer (Indikator) sammanställer uppgifterna i tabeller. Efter avslutad bearbetning avidentifieras uppgifterna innan Indikator överlämnar dem till uppdragsgivaren för fortsatt bearbetning och analys. För att inte fråga mer än nödvändigt kommer vi att komplettera dina svar med uppgifter om kön, ålder, kommun, postort och postnummer samt födelseland (i grupper).

#### Du skyddas av sekretess

Sekretess gäller för undersökningen. Endast behörig personal på Institutet för kvalitetsindikatorer ser de ifyllda enkäterna i sin helhet. Du är helt anonym, i sammanställningen av enkätsvaren går det inte att utläsa en enskild persons svar. Kopior på de öppna kommentarerna redovisas separat. Den streckkod som finns på baksidan på enkäten används endast för att kunna registrera vilka som svarat, så att du slipper få en påminnelse i onödan. Under fältarbetet ansvarar personuppgiftsbiträdet Indikator för att dina svar hanteras i enlighet med dataskyddsförordningen (GDPR) och kompletterande lagstiftning. Svaren behandlas så att inte obehöriga kan ta del av dem. Dina adressuppgifter har hämtats från Skatteverket (Navet) och behövs endast så länge insamlingsarbetet fortfarande pågår. De förstörs vid fältarbetets slut.

Stort tack för din medverkan!

Med vänliga hälsningar,

Region Västmanland och Länsstyrelsen i Västmanlands län



Maria Linder  
Region Västmanland



Maria Ek  
Länsstyrelsen i Västmanlands län



Antje Andersson  
Institutet för Kvalitetsindikatorer



Datum: oktober 2019  
Diarienummer: RV191181

## Hur är det att leva och bo i Västmanland?

### Alla svar är lika viktiga

För ett par veckor sedan fick du ett brev och en medföljande enkät med rubriken "Hur är det att leva och bo i Västmanland?". Det är Region Västmanland och Länsstyrelsen i Västmanlands län som har bitt Institutet för Kvalitetsindikatorer att undersöka hur invånarna i Västmanland uppfattar länet som en plats att bo och leva. Vi vill be dig att svara så snart som möjligt.

### Välj ett av följande sätt att besvara enkäten

 <p><b>Internet</b></p> <p>Gå in på <a href="http://www.indikator.org/vmland">www.indikator.org/vmland</a> och ange <b>Kod: [AlstraLogin]</b></p>	<p>[LOGINLINK]</p> <p><b>QR-kod</b></p> <p>Scanna QR-koden med mobil eller surfplatta</p>	 <p><b>Pappersenkät</b></p> <p>Om du inte kan svara på enkäten digitalt skickar du in pappersenkäten i det portofria svarskuvertet.</p>
--	---	--

Vi vill tacka dig som svarat på undersökningen under de senaste dagarna och ber dig bortse från detta brev.

### Fråga oss gärna!

#### Frågor om att lämna uppgifter besvaras av

Indikator (Institutet för kvalitetsindikatorer) Tel: 031-730 31 20

e-post: [info@indikator.org](mailto:info@indikator.org)

#### Frågor om undersökningens innehåll besvaras av

##### Länsstyrelsen i Västmanlands län

Annette Rydqvist

010-224 90 00

[annette.rydqvist@lansstyrelsen.se](mailto:annette.rydqvist@lansstyrelsen.se)

##### Region Västmanland

Kathrine Bergström

021-17 30 00

[kathrine.bergstrom@regionvastmanland.se](mailto:kathrine.bergstrom@regionvastmanland.se)

Stort tack för din medverkan!

Med vänliga hälsningar,

Region Västmanland och Länsstyrelsen i Västmanland



Maria Linder  
Region Västmanland



Maria Ek  
Länsstyrelsen i Västmanlands län



Antje Andersson  
Institutet för Kvalitetsindikatorer



Datum: oktober 2019  
Diarienummer: RV191181

## Hur är det att leva och bo i Västmanland?

### Alla svar är lika viktiga

För ett par veckor sedan fick du ett brev och en medföljande enkät med rubriken "Hur är det att leva och bo i Västmanland?". Det är Region Västmanland och Länsstyrelsen i Västmanlands län som har bitt Institutet för Kvalitetsindikatorer att undersöka hur invånarna i Västmanland uppfattar länet som en plats att bo och leva. För att resultatet av undersökningen ska bli tillförlitligt är det viktigt att så många som möjligt svarar. Dina svar kan inte ersättas med någon annans.

Välj ett av följande sätt att besvara enkäten senast den 8 november 2019

 <p><b>Internet</b></p> <p>Gå in på <a href="http://www.indikator.org/vmland">www.indikator.org/vmland</a> och ange <b>Kod: [AlstraLogin]</b></p>	<p>[LOGINLINK]</p> <p><b>QR-kod</b></p> <p>Scanna QR-koden med mobil eller surfplatta</p>	 <p><b>Pappersenkät</b></p> <p>Om du inte kan svara på enkäten digitalt skickar du in pappersenkäten i det portofria svarskuvertet.</p>
---	---	---

Om du nyligen svarat på enkäten tackar vi för ditt deltagande och du kan bortse från detta brev!

### Fråga oss gärna!

#### Frågor om att lämna uppgifter besvaras av

Indikator (Institutet för kvalitetsindikatorer) Tel: 031-730 31 20

e-post: [info@indikator.org](mailto:info@indikator.org)

#### Frågor om undersökningens innehåll besvaras av

##### Länsstyrelsen i Västmanlands län

Annette Rydqvist

010-224 90 00

[annette.rydqvist@lansstyrelsen.se](mailto:annette.rydqvist@lansstyrelsen.se)

##### Region Västmanland

Kathrine Bergström

021-17 30 00

[kathrine.bergstrom@regionvastmanland.se](mailto:kathrine.bergstrom@regionvastmanland.se)

Stort tack för din medverkan!

Med vänliga hälsningar,

Region Västmanland och Länsstyrelsen i Västmanland



Maria Linder  
Region Västmanland



Maria Ek  
Länsstyrelsen i Västmanlands län



Antje Andersson  
Institutet för Kvalitetsindikatorer

# Enkät

## BOENDE OCH TRYGGHET

### 1. Hur bor du för närvarande?

- Villa/radhus/kedjehus
- Hyresrättslägenhet
- Bostadsrättslägenhet eller ägarlägenhet
- Gård
- Äldreboende eller gruppboende
- Studentboende
- Annat

### 2. Var bor du?

- I kommunens centralort
- I annan tätort i kommunen
- Utanför tätort

### 3. Hur viktigt tycker du att följande är kring ditt boende?

	Mycket viktigt	Ganska viktigt	Inte särskilt viktigt	Inte alls viktigt	Ingen uppfattning
a) Att det är tyst och lugnt.....	<input type="checkbox"/>	<input type="checkbox"/>	<input type="checkbox"/>	<input type="checkbox"/>	<input type="checkbox"/>
b) Att området är barnvänligt.....	<input type="checkbox"/>	<input type="checkbox"/>	<input type="checkbox"/>	<input type="checkbox"/>	<input type="checkbox"/>
c) Närhet till natur, grönområden och parker.....	<input type="checkbox"/>	<input type="checkbox"/>	<input type="checkbox"/>	<input type="checkbox"/>	<input type="checkbox"/>
d) Närhet till affärer och service.....	<input type="checkbox"/>	<input type="checkbox"/>	<input type="checkbox"/>	<input type="checkbox"/>	<input type="checkbox"/>
e) Närhet till skola och barnomsorg.....	<input type="checkbox"/>	<input type="checkbox"/>	<input type="checkbox"/>	<input type="checkbox"/>	<input type="checkbox"/>
f) Valfungerande nära kollektivtrafik.....	<input type="checkbox"/>	<input type="checkbox"/>	<input type="checkbox"/>	<input type="checkbox"/>	<input type="checkbox"/>
g) Att det finns ett levande kulturliv i området.....	<input type="checkbox"/>	<input type="checkbox"/>	<input type="checkbox"/>	<input type="checkbox"/>	<input type="checkbox"/>
h) Att det finns ett restaurang- och krogutbud i området..	<input type="checkbox"/>	<input type="checkbox"/>	<input type="checkbox"/>	<input type="checkbox"/>	<input type="checkbox"/>
i) Väl fungerande bredband.....	<input type="checkbox"/>	<input type="checkbox"/>	<input type="checkbox"/>	<input type="checkbox"/>	<input type="checkbox"/>
j) Närhet till arbetsplats /studier.....	<input type="checkbox"/>	<input type="checkbox"/>	<input type="checkbox"/>	<input type="checkbox"/>	<input type="checkbox"/>
k) Klimatsmart boende (elförbrukning, solceller på taket, anpassat för kommande klimatförändringar mm).....	<input type="checkbox"/>	<input type="checkbox"/>	<input type="checkbox"/>	<input type="checkbox"/>	<input type="checkbox"/>

### 4. Hur upplever du ditt boende ur följande aspekter?

	Stämmer mycket bra	Stämmer ganska bra	Stämmer ganska dåligt	Stämmer mycket dåligt
a) Att det är tyst och lugnt.....	<input type="checkbox"/>	<input type="checkbox"/>	<input type="checkbox"/>	<input type="checkbox"/>
b) Att området är barnvänligt.....	<input type="checkbox"/>	<input type="checkbox"/>	<input type="checkbox"/>	<input type="checkbox"/>
c) Närhet till natur, grönområden och parker.....	<input type="checkbox"/>	<input type="checkbox"/>	<input type="checkbox"/>	<input type="checkbox"/>
d) Närhet till affärer och service.....	<input type="checkbox"/>	<input type="checkbox"/>	<input type="checkbox"/>	<input type="checkbox"/>
e) Närhet till skola och barnomsorg.....	<input type="checkbox"/>	<input type="checkbox"/>	<input type="checkbox"/>	<input type="checkbox"/>
f) Valfungerande nära kollektivtrafik.....	<input type="checkbox"/>	<input type="checkbox"/>	<input type="checkbox"/>	<input type="checkbox"/>
g) Att det finns ett levande kulturliv i området.....	<input type="checkbox"/>	<input type="checkbox"/>	<input type="checkbox"/>	<input type="checkbox"/>
h) Att det finns ett restaurang- och krogutbud i området.....	<input type="checkbox"/>	<input type="checkbox"/>	<input type="checkbox"/>	<input type="checkbox"/>
i) Väl fungerande bredband i bostaden.....	<input type="checkbox"/>	<input type="checkbox"/>	<input type="checkbox"/>	<input type="checkbox"/>
j) Närhet till arbetsplats /studier.....	<input type="checkbox"/>	<input type="checkbox"/>	<input type="checkbox"/>	<input type="checkbox"/>
k) Klimatsmart boende (elförbrukning, solceller på taket, anpassat för kommande klimatförändringar mm).....	<input type="checkbox"/>	<input type="checkbox"/>	<input type="checkbox"/>	<input type="checkbox"/>

## 5. Planerar du att byta bostad inom 12 månader?

- Ja     Nej → *Hoppa till fråga 7*

## 5b. Ja, till:

- Villa/radhus/kedjehus  
 Hyresrättslägenhet  
 Bostadsrättslägenhet eller ägarlägenhet  
 Gård  
 Äldreboende eller gruppboende  
 Studentboende  
 Annat boende  
 Planerar att flytta, men inte bestämt till vad

## 6. Av vilken anledning flyttar du?

- Familjesituation  
 Studier  
 Arbete  
 Bostadens storlek  
 Boendekostnad

## 7. Tror du att du skulle ha lätt eller svårt att hitta ett annat boende i din kommun?

- Mycket lätt  
 Ganska lätt  
 Ganska svårt  
 Mycket svårt  
 Vet inte

## 8. Under de senaste 12 månaderna, har...

	Ja, ofta	Ja, ibland	Ja, men sällan	Nej	Vet ej
a) ... du oroat dig för att utsättas för våld eller hot om våld?...	<input type="checkbox"/>	<input type="checkbox"/>	<input type="checkbox"/>	<input type="checkbox"/>	
b) ... du utsatts för våld eller hot om våld?.....	<input type="checkbox"/>	<input type="checkbox"/>	<input type="checkbox"/>	<input type="checkbox"/>	
c) ... du oroat dig för att någon anhörig/nära vän ska utsättas för våld eller hot om våld?.....	<input type="checkbox"/>	<input type="checkbox"/>	<input type="checkbox"/>	<input type="checkbox"/>	
d) ... någon av dina anhöriga /nära vänner utsatts för våld eller hot om våld?.....	<input type="checkbox"/>	<input type="checkbox"/>	<input type="checkbox"/>	<input type="checkbox"/>	<input type="checkbox"/>

9. Har det under de senaste 12 månaderna hänt att du avstått från att delta i någon av följande aktiviteter därför att du känt dig otrygg eller rädd för att bli hotad, ofredad eller utsatt för våld?

Har du av den anledningen avstått från att...	Ja	Nej	Går aldrig på/utför aldrig aktiviteten
a) Gå på bio eller teater?.....	<input type="checkbox"/>	<input type="checkbox"/>	<input type="checkbox"/>
b) Gå på en promenad?.....	<input type="checkbox"/>	<input type="checkbox"/>	<input type="checkbox"/>
c) Springa/löpträna.....	<input type="checkbox"/>	<input type="checkbox"/>	<input type="checkbox"/>
d) Besöka bekanta?.....	<input type="checkbox"/>	<input type="checkbox"/>	<input type="checkbox"/>
e) Gå på restaurang, bar eller disco?.....	<input type="checkbox"/>	<input type="checkbox"/>	<input type="checkbox"/>
f) Gå på sportevenemang?.....	<input type="checkbox"/>	<input type="checkbox"/>	<input type="checkbox"/>
g) Gå på föreningsmöten, kurser eller liknande?.....	<input type="checkbox"/>	<input type="checkbox"/>	<input type="checkbox"/>
h) Åka buss eller tåg?.....	<input type="checkbox"/>	<input type="checkbox"/>	<input type="checkbox"/>
i) Annat? <input type="text"/>	<input type="checkbox"/>	<input type="checkbox"/>	<input type="checkbox"/>



**ARBETE OCH ARBETSLIV****10. Vilken är din huvudsakliga sysselsättning just nu?**

Markera endast ett alternativ. Om flera alternativ är aktuella, markera det som stämmer bäst.

- Anställd i privat företag heltid
- Anställd i privat företag deltid
- Anställd i offentlig sektor (stat, regionorganisation, kommun) – heltid
- Anställd i offentlig sektor (stat, regionorganisation, kommun) – deltid
- Föräldraledig eller tjänstledig
- Studerande → *Hoppa till fråga 18*
- Arbetssökande eller i arbetsmarknadspolitisk åtgärd → *Hoppa till fråga 22*
- Långtidssjukskriven (mer än 3 månader)
- Egen företagare
- Har sjuk- eller aktivitetsersättning (tidigare kallat förtidspension, sjukpension eller sjukbidrag) → *Hoppa till fråga 22*
- Pensionär (ålderspensionär, avtalspensionär) → *Hoppa till fråga 22*
- Hemmafru/hemmaman (ej pensionär) → *Hoppa till fråga 22*
- Annat, skriv i rutan:  → *Hoppa till fråga 22*

**TILL DIG SOM ÄR ANSTÄLLD ELLER FÖRETAGARE****11. Hur väl stämmer följande påståenden med hur du känner för ditt arbete ?**

	Stämmer mycket bra	Stämmer ganska bra	Stämmer ganska dåligt	Stämmer mycket dåligt
a) Jag trivs på min arbetsplats.....	<input type="checkbox"/>	<input type="checkbox"/>	<input type="checkbox"/>	<input type="checkbox"/>
b) Jag trivs med mina arbetsuppgifter.....	<input type="checkbox"/>	<input type="checkbox"/>	<input type="checkbox"/>	<input type="checkbox"/>
c) Jag upplever mitt arbete som meningsfullt.....	<input type="checkbox"/>	<input type="checkbox"/>	<input type="checkbox"/>	<input type="checkbox"/>
d) Mitt arbete motsvarar huvudsakligen min utbildning.....	<input type="checkbox"/>	<input type="checkbox"/>	<input type="checkbox"/>	<input type="checkbox"/>
e) Jag oroar mig för att bli arbetslös.....	<input type="checkbox"/>	<input type="checkbox"/>	<input type="checkbox"/>	<input type="checkbox"/>

**12. Vilken bransch arbetar du huvudsakligen inom just nu?**

Markera endast ett alternativ. Om flera alternativ är aktuella, markera det som stämmer bäst.

- |  |   |
|--|---|
| <input type="checkbox"/> Byggsverksamhet   | <input type="checkbox"/> Kultur, nöje, fritid                               |
| <input type="checkbox"/> Data, IT  | <input type="checkbox"/> Offentlig förvaltning, försvar                     |
| <input type="checkbox"/> El, gas, värme och kyla   | <input type="checkbox"/> Tillverkning                                       |
| <input type="checkbox"/> Fastighetsverksamhet  | <input type="checkbox"/> Transport, magasinering                            |
| <input type="checkbox"/> Finans- och försäkringsverksamhet                                 | <input type="checkbox"/> Utbildning, språk                                  |
| <input type="checkbox"/> Förvärvsarbete i hushåll  | <input type="checkbox"/> Uthyrning, fastighetsservice, resetjänster, turism |
| <input type="checkbox"/> Handel  | <input type="checkbox"/> Vattenförsörjning, avloppsrening, avfallshantering |
| <input type="checkbox"/> Hotell, restaurangverksamhet                                      | <input type="checkbox"/> Vård, omsorg, sociala tjänster                     |
| <input type="checkbox"/> Jordbruk, skogsbruk, fiske  | <input type="checkbox"/> Annan verksamhet                                   |
| <input type="checkbox"/> Juridik, ekonomi, vetenskap, teknik, miljö, politik, journalistik |   |

**13. Har det på din arbetsplats under de senaste två åren förnyats/utvecklats en vara eller tjänst?**

- Ja    Nej    Vet inte

**14. Har det på din arbetsplats under de senaste två åren gjorts en större ändring i arbetssätt/ metod/process?**

- Ja    Nej    Vet inte

**15. Planerar du att avsluta din nuvarande tjänst/verksamhet inom 6 månader?**

- Ja  Nej  Kanske

**16. Hur ofta arbetar du på distans?**

- Varje dag  Några gånger i veckan  Någon gång i månaden  Någon enstaka gång per år  Aldrig

**17. Skulle du arbeta mer hemifrån om du hade tillgång till bättre bredband?**

- Ja  Nej

**18. Arbetar eller studerar du i samma kommun som du bor i?**

- Ja  Nej

**19. På vilket sätt tar du dig till arbete/studier?**

Om du använder mer än ett färdmedel, kryssa endast för det huvudsakliga.

- Arbetar/studerar huvudsakligen hemifrån  Cykel  
 Promenerar  Kollektiva färdmedel (buss, tåg)  
 Bil, MC eller moped  Annat sätt

**20. Hur lång tid brukar det normalt ta från att du lämnar hemmet till att du kommer till arbete eller studier? (enkel resa) Räkna även med gång och väntetider, men inte ev. tid för inköp eller att lämna och hämta barn, etc.**

- Mindre än 15 minuter  1,5 - 2 timmar  
 16 - 30 minuter  Mer än 2 timmar  
 31 - 45 minuter  Har ingen fast arbetsplats och kan därför inte ange tid  
 46 - 60 minuter  Har ingen restid/bor på arbetsplatsen  
 1 - 1,5 timme

**21. Hur upplever du att ditt resande till arbete eller studier fungerar ur följande aspekter?**

	Mycket bra	Ganska bra	Ganska dåligt	Mycket dåligt
a) Tidsåtgång.....	<input type="checkbox"/>	<input type="checkbox"/>	<input type="checkbox"/>	<input type="checkbox"/>
b) Punktlighet.....	<input type="checkbox"/>	<input type="checkbox"/>	<input type="checkbox"/>	<input type="checkbox"/>
c) Säkerhet.....	<input type="checkbox"/>	<input type="checkbox"/>	<input type="checkbox"/>	<input type="checkbox"/>
d) Trygghet.....	<input type="checkbox"/>	<input type="checkbox"/>	<input type="checkbox"/>	<input type="checkbox"/>
e) Fysisk tillgänglighet.....	<input type="checkbox"/>	<input type="checkbox"/>	<input type="checkbox"/>	<input type="checkbox"/>
f) Totalt sett.....	<input type="checkbox"/>	<input type="checkbox"/>	<input type="checkbox"/>	<input type="checkbox"/>

**TILL DIG SOM STUDERAR / STUDERAT****22. Har du drivit eller driver du just nu ett UF företag (Ung Företagsverksamhet)?**

- Ja  Nej

**23. Har din gymnasie- /högskole- /universitetsutbildning innehållit inslag av entreprenörskap och/eller företagande på schemalagd tid?**

- Nej, inte alls  
 Ja, min utbildning har tydligt fokus på detta  
 Ja, som enstaka inslag i den ordinarie utbildningen

**FORTS. ARBETE OCH ARBETSLIV****24. Skulle du kunna tänka dig att bli företagare?**

- Ja    Nej    Jag är företagare

**25. Vet du vart man kan vända sig för att få hjälp att starta företag?**

- Ja, jag skulle vända mig till:
- Nej
- Nej, men jag kan ta reda på det med hjälp av internet eller på annat sätt

**MILJÖ****26. Hur bidrar du till en bättre miljöutveckling?**

*Flera svarsalternativ möjliga*

Jag...

- ... har bytt alla eller de flesta av mina lampor hemma till energisnåla alternativ
- ... har sett över mina kostvanor och försöker äta mer klimatsmart
- ... sorterar mitt hushållsavfall
- ... väljer miljövänliga resealternativ
- ... handlar i första hand ekologisk mat
- ... handlar i första hand miljömärkta produkter
- ... låter inte elektriska apparater i hemmet stå i stand-by-läge
- ... avstår från att flyga
- ... annat (fyll i):
- ... gör ingenting särskilt

**27. Är det viktigt för dig att göra miljömedvetna val?**

- Ja    Nej

**28. I vilken utsträckning uppfattar du nedanstående som miljömedveten?**

	I mycket stor utsträckning	I ganska stor utsträckning	I ganska liten utsträckning	I mycket liten utsträckning	
a) Dig själv.....	<input type="checkbox"/>	<input type="checkbox"/>	<input type="checkbox"/>	<input type="checkbox"/>	
b) Din arbetsgivare.....	<input type="checkbox"/>	<input type="checkbox"/>	<input type="checkbox"/>	<input type="checkbox"/>	<input type="checkbox"/> Arbetar inte
c) Din kommun.....	<input type="checkbox"/>	<input type="checkbox"/>	<input type="checkbox"/>	<input type="checkbox"/>	

**29. Hur upplever du luftkvaliteten i området där du bor?**

- Mycket bra    Ganska bra    Ganska dålig    Mycket dålig    Ingen uppfattning

**30. Hur upplever du vattenkvaliteten i sjöar och vattendrag i det område där du bor, till exempel med tanke på bad och fiske?**

- Mycket bra    Ganska bra    Ganska dålig    Mycket dålig    Ingen uppfattning

## KOMMUNIKATIONER OCH RESVANOR

## 31. Ungefär hur ofta använder du följande färdmedel?

Tänk inte på någon särskild årstid utan ta ett genomsnitt.

	Varje dag	Några gånger i veckan	Någon gång i månaden	Någon gång i kvartalet	Någon enstaka gång per år	Aldrig
a) Egen bil.....	<input type="checkbox"/>	<input type="checkbox"/>	<input type="checkbox"/>	<input type="checkbox"/>	<input type="checkbox"/>	<input type="checkbox"/>
b) Bil som ej ägs av hushållet (lånad, bilpool, samåkning etc.)	<input type="checkbox"/>	<input type="checkbox"/>	<input type="checkbox"/>	<input type="checkbox"/>	<input type="checkbox"/>	<input type="checkbox"/>
c) Cykel.....	<input type="checkbox"/>	<input type="checkbox"/>	<input type="checkbox"/>	<input type="checkbox"/>	<input type="checkbox"/>	<input type="checkbox"/>
d) Moped, MC.....	<input type="checkbox"/>	<input type="checkbox"/>	<input type="checkbox"/>	<input type="checkbox"/>	<input type="checkbox"/>	<input type="checkbox"/>
e) Kollektiva färdmedel (buss, tåg).....	<input type="checkbox"/>	<input type="checkbox"/>	<input type="checkbox"/>	<input type="checkbox"/>	<input type="checkbox"/>	<input type="checkbox"/>
f) Flyg.....	<input type="checkbox"/>	<input type="checkbox"/>	<input type="checkbox"/>	<input type="checkbox"/>	<input type="checkbox"/>	<input type="checkbox"/>

## 32. Hur upplever du kollektivtrafiken avseende...

	Mycket bra	Ganska bra	Ganska dålig	Mycket dålig	Vet inte
a) ... fysisk tillgänglighet?.....	<input type="checkbox"/>	<input type="checkbox"/>	<input type="checkbox"/>	<input type="checkbox"/>	<input type="checkbox"/>
b) ... restid?.....	<input type="checkbox"/>	<input type="checkbox"/>	<input type="checkbox"/>	<input type="checkbox"/>	<input type="checkbox"/>
c) ... turtäthet?.....	<input type="checkbox"/>	<input type="checkbox"/>	<input type="checkbox"/>	<input type="checkbox"/>	<input type="checkbox"/>
d) ... information?.....	<input type="checkbox"/>	<input type="checkbox"/>	<input type="checkbox"/>	<input type="checkbox"/>	<input type="checkbox"/>
e) ... biljettpris?.....	<input type="checkbox"/>	<input type="checkbox"/>	<input type="checkbox"/>	<input type="checkbox"/>	<input type="checkbox"/>
f) ... betalningsformer (Swish, VL-app, kontanter, SMS, kort, etc.)?.....	<input type="checkbox"/>	<input type="checkbox"/>	<input type="checkbox"/>	<input type="checkbox"/>	<input type="checkbox"/>
g) ... trygghet?.....	<input type="checkbox"/>	<input type="checkbox"/>	<input type="checkbox"/>	<input type="checkbox"/>	<input type="checkbox"/>

## 33. Skulle du resa mer kollektivt (buss, tåg) om...

	Ja, absolut	Ja, troligen	Nej	Vet inte
a) ... tillgängligheten förbättrades?.....	<input type="checkbox"/>	<input type="checkbox"/>	<input type="checkbox"/>	<input type="checkbox"/>
b) ... restiden förkortades?.....	<input type="checkbox"/>	<input type="checkbox"/>	<input type="checkbox"/>	<input type="checkbox"/>
c) ... turtätheten ökade?.....	<input type="checkbox"/>	<input type="checkbox"/>	<input type="checkbox"/>	<input type="checkbox"/>
d) ... informationen blev bättre?.....	<input type="checkbox"/>	<input type="checkbox"/>	<input type="checkbox"/>	<input type="checkbox"/>
e) ... biljettpriset sänktes?.....	<input type="checkbox"/>	<input type="checkbox"/>	<input type="checkbox"/>	<input type="checkbox"/>
f) ... det fanns fler sätt att betala resan på (Swish, VL-app, kontanter, SMS, kort, etc.)?.....	<input type="checkbox"/>	<input type="checkbox"/>	<input type="checkbox"/>	<input type="checkbox"/>
g) ... tryggheten ökade?.....	<input type="checkbox"/>	<input type="checkbox"/>	<input type="checkbox"/>	<input type="checkbox"/>

## 34. Upplever du att du kan gå och cykla på ett tryggt och säkert sätt till arbete, studier och fritidsintressen?

Stämmer mycket bra     Stämmer delvis     Stämmer inte alls     Vet ej

**KULTUR, FRITID OCH SAMHÄLLE****35. Hur stort eller litet utbud upplever du att det finns av följande på din ort?**

	Mycket stort	Ganska stort	Ganska litet	Mycket litet	Ingen uppfattning
a) Grönområde/park på bekvämt gångavstånd.....	<input type="checkbox"/>	<input type="checkbox"/>	<input type="checkbox"/>	<input type="checkbox"/>	<input type="checkbox"/>
b) Natur- och friluftsområden.....	<input type="checkbox"/>	<input type="checkbox"/>	<input type="checkbox"/>	<input type="checkbox"/>	<input type="checkbox"/>
c) Kulturmiljöer (fornlämningar och bebyggelsemiljöer).....	<input type="checkbox"/>	<input type="checkbox"/>	<input type="checkbox"/>	<input type="checkbox"/>	<input type="checkbox"/>
d) Idrottsevenemang att besöka.....	<input type="checkbox"/>	<input type="checkbox"/>	<input type="checkbox"/>	<input type="checkbox"/>	<input type="checkbox"/>
e) Idrotts- och motionsanläggningar.....	<input type="checkbox"/>	<input type="checkbox"/>	<input type="checkbox"/>	<input type="checkbox"/>	<input type="checkbox"/>
f) Allmänna samlingslokaler (studiecirklar, folkbildning..).....	<input type="checkbox"/>	<input type="checkbox"/>	<input type="checkbox"/>	<input type="checkbox"/>	<input type="checkbox"/>
g) Museum/utställningar.....	<input type="checkbox"/>	<input type="checkbox"/>	<input type="checkbox"/>	<input type="checkbox"/>	<input type="checkbox"/>
h) Bibliotek.....	<input type="checkbox"/>	<input type="checkbox"/>	<input type="checkbox"/>	<input type="checkbox"/>	<input type="checkbox"/>
i) Teater.....	<input type="checkbox"/>	<input type="checkbox"/>	<input type="checkbox"/>	<input type="checkbox"/>	<input type="checkbox"/>
j) Konserter/föreläsningar.....	<input type="checkbox"/>	<input type="checkbox"/>	<input type="checkbox"/>	<input type="checkbox"/>	<input type="checkbox"/>
k) Livsmedelsbutiker.....	<input type="checkbox"/>	<input type="checkbox"/>	<input type="checkbox"/>	<input type="checkbox"/>	<input type="checkbox"/>
l) Postkontor/postombud.....	<input type="checkbox"/>	<input type="checkbox"/>	<input type="checkbox"/>	<input type="checkbox"/>	<input type="checkbox"/>
m) Bank.....	<input type="checkbox"/>	<input type="checkbox"/>	<input type="checkbox"/>	<input type="checkbox"/>	<input type="checkbox"/>
n) Vårdcentral.....	<input type="checkbox"/>	<input type="checkbox"/>	<input type="checkbox"/>	<input type="checkbox"/>	<input type="checkbox"/>
o) Lasarett/sjukhus.....	<input type="checkbox"/>	<input type="checkbox"/>	<input type="checkbox"/>	<input type="checkbox"/>	<input type="checkbox"/>
p) Möjlighet till kontantuttag.....	<input type="checkbox"/>	<input type="checkbox"/>	<input type="checkbox"/>	<input type="checkbox"/>	<input type="checkbox"/>
q) Gratis wifi.....	<input type="checkbox"/>	<input type="checkbox"/>	<input type="checkbox"/>	<input type="checkbox"/>	<input type="checkbox"/>
r) Mobiltäckning gällande telefonsamtal.....	<input type="checkbox"/>	<input type="checkbox"/>	<input type="checkbox"/>	<input type="checkbox"/>	<input type="checkbox"/>
s) Mobiltäckning gällande internet (god uppkoppling).....	<input type="checkbox"/>	<input type="checkbox"/>	<input type="checkbox"/>	<input type="checkbox"/>	<input type="checkbox"/>
t) Återvinningsstationer.....	<input type="checkbox"/>	<input type="checkbox"/>	<input type="checkbox"/>	<input type="checkbox"/>	<input type="checkbox"/>
u) Kommunala och regionala digitala service.....	<input type="checkbox"/>	<input type="checkbox"/>	<input type="checkbox"/>	<input type="checkbox"/>	<input type="checkbox"/>
v) Stöd för att använda digital service.....	<input type="checkbox"/>	<input type="checkbox"/>	<input type="checkbox"/>	<input type="checkbox"/>	<input type="checkbox"/>

**36. Har du under de senaste 12 månaderna besökt något/några av följande i Västmanlands län?***Flera svarsalternativ kan markeras*

- |  |   |
|--|---|
| <input type="checkbox"/> Teater                                  | <input type="checkbox"/> Cykelled   |
| <input type="checkbox"/> Museum                                  | <input type="checkbox"/> Naturreseptat  |
| <input type="checkbox"/> Konserter                               | <input type="checkbox"/> Studiecirkel   |
| <input type="checkbox"/> Västerås Sinfonietta                    | <input type="checkbox"/> Gårdsbutik   |
| <input type="checkbox"/> Bio                                     | <input type="checkbox"/> Hotell, camping, vandrarhem                            |
| <input type="checkbox"/> Bibliotek                               | <input type="checkbox"/> Utställningar (konst, teknik, konstrunda)              |
| <input type="checkbox"/> Natur- eller friluftsområde             | <input type="checkbox"/> Andra föreläsningar såsom skoluppväsning, shower, etc. |
| <input type="checkbox"/> Kulturmiljö/kulturminne/bebyggelsemiljö | <input type="checkbox"/> Inget av alternativen                                  |
| <input type="checkbox"/> Vandringsled                            |   |

## 37. Tror du att du skulle öka dina besök om...

	Ja, mycket	Ja, ganska mycket	Ja, men inte så mycket	Nej	Vet inte
a) ... du hade mer tid?.....	<input type="checkbox"/>	<input type="checkbox"/>	<input type="checkbox"/>	<input type="checkbox"/>	<input type="checkbox"/>
b) ... priset var lägre?.....	<input type="checkbox"/>	<input type="checkbox"/>	<input type="checkbox"/>	<input type="checkbox"/>	<input type="checkbox"/>
c) ... om tillgängligheten ökade avseende geografisk närhet, kommunikationer, etc.?.....	<input type="checkbox"/>	<input type="checkbox"/>	<input type="checkbox"/>	<input type="checkbox"/>	<input type="checkbox"/>
d) ... om tillgängligheten ökade avseende öppettider, tid på dygnet, etc.?.....	<input type="checkbox"/>	<input type="checkbox"/>	<input type="checkbox"/>	<input type="checkbox"/>	<input type="checkbox"/>
e) ... om du hade bättre kunskap om det utbud som finns?.....	<input type="checkbox"/>	<input type="checkbox"/>	<input type="checkbox"/>	<input type="checkbox"/>	<input type="checkbox"/>
f) ... om utbudet var annorlunda?.....	<input type="checkbox"/>	<input type="checkbox"/>	<input type="checkbox"/>	<input type="checkbox"/>	<input type="checkbox"/>

## 38. Hur nöjd är du sammantaget med livet där du bor?

- Mycket nöjd    Ganska nöjd    Inte särskilt nöjd    Inte alls nöjd    Vet inte

## 39. Föreställ dig en plats som är perfekt att bo och leva på. Hur nära ett sådant ideal tycker du din nuvarande ort kommer?

- Mycket nära    Ganska nära    Inte särskilt nära    Inte alls nära    Vet inte

## 40. Skulle du rekommendera dina vänner och bekanta att flytta till din ort?

- Ja, det gör jag redan idag    Ja, om det blir aktuellt    Nej

## FRÅGOR OM DIG SJÄLV

## 41. Hur länge har du bott i Västmanlands län?

- Har alltid bott här → *Hoppa till fråga 44*  
 Inflyttad, har bott här 11 år eller mer  
 Inflyttad, har bott här 4 - 10 år  
 Inflyttad, har bott här 1 - 3 år  
 Inflyttad, har bott här i mindre än 1 år

## 42. Har du som är inflyttad bott i länet tidigare?

- Ja    Nej

## 43. Anledning till inflyttning till Västmanland

- Studier  
 Arbete  
 Familjesituation  
 Annat, skriv i rutan:

## 44. Vilken är din högsta utbildning?

- Grundskola eller motsvarande  
 Gymnasiexamen eller motsvarande  
 Annan eftergymnasial utbildning (t.ex. YH-utbildning, KY, folkhögskola)
- Kortare studier vid högskola/universitet (t.ex. enstaka kurser, påbörjad/ej avslutad utbildning)  
 Examen från högskola/universitet (kand/mag/master)  
 Forskarexamen från högskola/universitet

**Tack för att du svarade på enkäten!**

Har du förlorat ditt svarskuvert?

Skicka frågeformuläret portofritt till:  
 Indikator, Svarspost 204 65 081,  
 400 99 GÖTEBORG

KÖN		1 Kvinna		2 Man		Samtliga	Antal svar (oviktad)	Antal ej svar (oviktad)
		Procent	Fel +/-	Procent	Fel +/-			
		Procent	Fel +/-	Procent	Fel +/-			
Totalt		49%	2,73%	51%	2,73%	100%	2735	0
ÅLDER	1 18-24	47%	10,93%	53%	10,93%	100%	114	0
	2 25-34	49%	8,63%	51%	8,63%	100%	204	0
	3 35-44	49%	7,28%	51%	7,28%	100%	276	0
	4 45-54	49%	6,17%	51%	6,17%	100%	431	0
	5 55-64	49%	5,29%	51%	5,29%	100%	590	0
	6 65-74	51%	4,89%	49%	4,89%	100%	714	0
	7 75-84	53%	6,58%	47%	6,58%	100%	406	0
KOMMUN	1 Arboga	49%	8,86%	51%	8,86%	100%	209	0
	2 Fagersta	49%	7,85%	51%	7,85%	100%	207	0
	3 Halstahammar	49%	8,28%	51%	8,28%	100%	228	0
	4 Kungsör	49%	6,96%	51%	6,96%	100%	243	0
	5 Köping	49%	7,00%	51%	7,00%	100%	284	0
	6 Norberg	48%	8,21%	52%	8,21%	100%	215	0
	7 Sala	50%	6,26%	50%	6,26%	100%	316	0
	8 Skinnskatteberg	48%	8,14%	52%	8,14%	100%	222	0
	9 Surahammar	48%	8,15%	52%	8,15%	100%	224	0
	10 Västerås	50%	4,40%	50%	4,40%	100%	587	0
BOENDEORT	1 I kommunens centralort	49%	3,48%	51%	3,48%	100%	1600	0
	2 I annan tätort i kommunen	50%	8,66%	50%	8,66%	100%	297	0
	3 Utanför tätort	49%	5,68%	51%	5,68%	100%	660	0
FÖDELSELAND	1 Sverige	50%	3,01%	50%	3,01%	100%	2269	0
	2 Europa Utom Norden	48%	14,53%	52%	14,53%	100%	91	0
	3 Norden utom Sverige	56%	9,33%	44%	9,33%	100%	200	0
	4 Övriga världen	46%	9,27%	54%	9,27%	100%	175	0
UTBILDNING	1 Grundskola	48%	5,94%	52%	5,94%	100%	594	0
	2 Gymnasieexamen	38%	4,58%	62%	4,58%	100%	828	0
	3 Annan eftergymnasial utbildning	50%	7,13%	50%	7,13%	100%	397	0
	4 Kortare studier vid högskola/universitet	51%	9,01%	49%	9,01%	100%	245	0
	5 Examen från högskola/universitet (kand/mag/master/forskarexamen)	61%	5,46%	39%	5,46%	100%	611	0

ÅLDER		1 18-24		2 25-34		3 35-44		4 45-54		5 55-64		6 65-74		7 75-84		Samtliga	Antal svar (oviktad)	Antal ej svar (oviktad)
		Procent	Fel +/-	Procent	Fel +/-	Procent	Fel +/-	Procent	Fel +/-	Procent	Fel +/-	Procent	Fel +/-	Procent	Fel +/-			
Totalt		10%	2,10%	17%	2,58%	15%	2,01%	17%	1,99%	15%	1,58%	15%	1,51%	9%	1,24%	100%	2735	0
KÖN	1 Kvinna	10%	2,72%	17%	3,62%	15%	2,81%	17%	2,55%	15%	2,16%	16%	2,18%	10%	1,81%	100%	1477	0
	2 Man	11%	3,20%	17%	3,67%	15%	2,88%	18%	3,04%	15%	2,31%	15%	2,08%	9%	1,69%	100%	1258	0
KOMMUN	1 Arboga	10%	6,59%	15%	8,63%	13%	7,34%	17%	5,63%	16%	5,48%	17%	4,98%	11%	3,70%	100%	209	0
	2 Fagersta	9%	5,25%	16%	7,25%	14%	5,64%	18%	6,62%	16%	4,51%	16%	4,48%	10%	3,84%	100%	207	0
	3 Hallstahammar	10%	8,05%	16%	7,81%	14%	5,29%	17%	5,91%	16%	4,16%	17%	4,33%	11%	3,72%	100%	228	0
	4 Kungsör	9%	5,88%	14%	5,17%	14%	5,56%	18%	5,14%	16%	4,50%	18%	4,41%	10%	3,27%	100%	243	0
	5 Köping	10%	6,66%	16%	6,30%	14%	4,67%	17%	4,93%	16%	3,96%	17%	3,82%	10%	3,24%	100%	284	0
	6 Norberg	9%	7,84%	14%	7,20%	13%	6,26%	16%	5,11%	18%	5,15%	20%	4,93%	11%	3,74%	100%	215	0
	7 Sala	10%	5,53%	15%	5,20%	14%	4,64%	17%	4,50%	16%	3,68%	18%	3,83%	10%	2,95%	100%	316	0
	8 Skinnskatteberg	8%	5,17%	12%	8,60%	11%	6,50%	16%	5,33%	19%	5,22%	22%	5,17%	12%	3,89%	100%	222	0
	9 Surahammar	9%	4,96%	14%	9,54%	14%	5,34%	18%	5,52%	16%	5,03%	19%	4,73%	11%	3,58%	100%	224	0
	10 Västerås	11%	3,27%	19%	4,15%	16%	3,26%	18%	3,22%	14%	2,54%	14%	2,38%	9%	1,98%	100%	587	0
BOENDEORT	1 I kommunens centralort	10%	2,53%	19%	3,37%	15%	2,55%	18%	2,52%	15%	2,08%	14%	1,86%	10%	1,60%	100%	1600	0
	2 I annan tätort i kommunen	16%	8,31%	20%	8,34%	13%	5,25%	11%	4,91%	11%	3,99%	14%	4,48%	13%	4,57%	100%	297	0
	3 Utanför tätort	7%	4,10%	12%	4,81%	16%	4,67%	20%	4,54%	18%	3,45%	20%	3,66%	6%	2,07%	100%	660	0
FÖDELSELAND	1 Sverige	10%	2,34%	17%	2,84%	14%	2,17%	17%	2,17%	16%	1,76%	16%	1,69%	10%	1,41%	100%	2269	0
	2 Europa Utom Norden	5%	9,08%	23%	14,96%	20%	11,58%	14%	8,81%	19%	9,21%	10%	5,98%	10%	6,80%	100%	91	0
	3 Norden utom Sverige	0%		0%		4%	5,57%	10%	6,16%	24%	7,82%	38%	9,08%	24%	7,67%	100%	200	0
	4 Övriga världen	15%	7,56%	25%	8,81%	24%	7,57%	22%	7,42%	8%	4,11%	5%	2,95%	1%	1,31%	100%	175	0



KOMMUN		1 Arboga		2 Fagersta		3 Hallstahammar		4 Kungsör		5 Köping		6 Norberg		7 Sala		8 Skinnskatteberg	
		Procent	Fel +/-	Procent	Fel +/-	Procent	Fel +/-	Procent	Fel +/-	Procent	Fel +/-	Procent	Fel +/-	Procent	Fel +/-	Procent	Fel +/-
Totalt		5%	0,93%	5%	0,78%	6%	0,97%	3%	0,46%	10%	1,32%	2%	0,37%	8%	1,06%	2%	0,29%
KÖN	1 Kvinna	5%	1,24%	5%	1,00%	6%	1,32%	3%	0,62%	9%	1,77%	2%	0,45%	8%	1,42%	2%	0,33%
	2 Man	5%	1,37%	5%	1,19%	6%	1,42%	3%	0,67%	10%	1,95%	2%	0,58%	8%	1,57%	2%	0,46%
ÅLDER	1 18-24	5%	3,62%	4%	2,71%	6%	4,90%	3%	1,97%	9%	6,43%	2%	1,79%	8%	4,81%	1%	0,92%
	2 25-34	5%	2,97%	5%	2,37%	6%	3,04%	3%	1,09%	9%	3,93%	2%	1,03%	7%	2,91%	1%	0,95%
	3 35-44	5%	2,78%	5%	2,00%	5%	2,21%	3%	1,31%	9%	3,15%	2%	0,99%	8%	2,82%	1%	0,80%
	4 45-54	5%	1,79%	5%	2,07%	6%	2,15%	3%	1,05%	9%	2,87%	2%	0,68%	8%	2,36%	2%	0,56%
	5 55-64	6%	1,94%	5%	1,48%	6%	1,56%	3%	1,01%	10%	2,46%	3%	0,77%	9%	2,09%	2%	0,61%
	6 65-74	6%	1,66%	5%	1,44%	6%	1,59%	4%	0,96%	10%	2,29%	3%	0,70%	10%	2,12%	2%	0,58%
	7 75-84	6%	2,01%	5%	2,01%	7%	2,30%	3%	1,14%	10%	3,23%	2%	0,88%	9%	2,66%	2%	0,72%
BOENDEORT	1 I kommunens centralort	5%	1,12%	6%	1,07%	5%	1,07%	3%	0,54%	9%	1,67%	2%	0,48%	7%	1,25%	1%	0,33%
	2 I annan tätort i kommunen	1%	0,92%	2%	1,36%	9%	4,19%	4%	1,59%	12%	4,55%	1%	0,45%	6%	2,70%	2%	0,68%
	3 Utanför tätort	8%	3,02%	4%	1,72%	6%	1,92%	4%	1,24%	11%	2,93%	4%	0,98%	16%	3,17%	4%	1,01%
FÖDELSELAND	1 Sverige	6%	1,05%	5%	0,86%	6%	1,05%	3%	0,51%	9%	1,47%	2%	0,44%	9%	1,21%	2%	0,31%
	2 Europa Utom Norden	3%	2,57%	5%	4,77%	5%	3,95%	1%	1,09%	12%	6,45%	1%	0,73%	3%	3,00%	1%	0,64%
	3 Norden utom Sverige	3%	1,98%	6%	3,10%	9%	3,97%	4%	1,95%	15%	5,88%	2%	1,35%	7%	3,42%	4%	1,55%
	4 Övriga världen	4%	3,10%	4%	2,22%	5%	3,76%	3%	1,66%	7%	3,88%	1%	0,79%	6%	3,31%	1%	1,02%
UTBILDNING	1 Grundskola	6%	2,36%	7%	2,08%	6%	1,76%	5%	1,34%	12%	3,40%	3%	0,94%	10%	2,74%	2%	0,92%
	2 Gymnasieexamen	5%	1,70%	6%	1,69%	7%	2,09%	4%	0,94%	11%	2,71%	2%	0,82%	9%	2,15%	2%	0,65%
	3 Annan eftergymnasial utbildning	6%	2,17%	5%	2,05%	7%	2,76%	3%	1,23%	11%	3,63%	2%	0,97%	9%	2,85%	2%	0,74%
	4 Kortare studier vid högskola/universitet	6%	3,41%	3%	2,10%	4%	1,84%	3%	1,39%	9%	4,18%	2%	1,21%	10%	3,98%	1%	0,64%
	5 Examen från högskola/universitet (kand/mag/master/forskarexamen)	4%	1,75%	3%	1,03%	4%	1,35%	2%	0,61%	6%	1,95%	1%	0,49%	5%	1,43%	1%	0,33%

KOMMUN		9						
		Surahamm		10 Västerås		Samtliga	Antal svar	Antal ej
		Procent	Fel +/-	Procent	Fel +/-	Procent	(oviktad)	svar
								(oviktad)
Totalt		4%	0,62%	55%	2,57%	100%	2735	0
KÖN	1 Kvinna	4%	0,72%	56%	3,48%	100%	1477	0
	2 Man	4%	1,00%	55%	3,76%	100%	1258	0
ÅLDER	1 18-24	3%	1,94%	59%	10,27%	100%	114	0
	2 25-34	3%	2,32%	60%	7,65%	100%	204	0
	3 35-44	4%	1,43%	59%	6,53%	100%	276	0
	4 45-54	4%	1,27%	56%	5,74%	100%	431	0
	5 55-64	4%	1,27%	53%	5,14%	100%	590	0
	6 65-74	4%	1,13%	49%	4,95%	100%	714	0
	7 75-84	4%	1,42%	50%	6,57%	100%	406	0
BOENDEORT	1 I kommunens centralort	3%	0,72%	59%	3,13%	100%	1600	0
	2 I annan tätort i kommunen	7%	2,33%	56%	8,07%	100%	297	0
	3 Utanför tätort	3%	1,05%	41%	6,20%	100%	660	0
FÖDELSELAND	1 Sverige	4%	0,66%	54%	2,87%	100%	2269	0
	2 Europa Utom Norden	3%	2,17%	66%	11,34%	100%	91	0
	3 Norden utom Sverige	8%	3,29%	42%	10,29%	100%	200	0
	4 Övriga världen	2%	2,48%	66%	7,83%	100%	175	0
UTBILDNING	1 Grundskola	5%	1,51%	44%	6,34%	100%	594	0
	2 Gymnasieexamen	4%	1,29%	49%	4,97%	100%	828	0
	3 Annan eftergymnasial utbildning	4%	1,46%	51%	7,05%	100%	397	0
	4 Kortare studier vid högskola/universitet	3%	2,72%	58%	8,21%	100%	245	0
	5 Examen från högskola/universitet (kand/mag/master/forskarexamen)	2%	0,82%	71%	3,98%	100%	611	0

BOENDEORT		1 I kommunens centralort		2 I annan tätort i kommunen		3 Utanför tätort		Samtliga	Antal svar (oviktad)	Antal ej svar (oviktad)
		Procent	Fel +/-	Procent	Fel +/-	Procent	Fel +/-	Procent		
Totalt		68%	2,57%	12%	1,92%	20%	2,07%	100%	2557	178
KÖN	1 Kvinna	68%	3,47%	12%	2,58%	19%	2,77%	100%	1377	100
	2 Man	69%	3,78%	12%	2,83%	20%	3,07%	100%	1180	78
ÅLDER	1 18-24	67%	11,10%	19%	9,77%	14%	7,83%	100%	107	7
	2 25-34	72%	7,70%	14%	6,14%	14%	5,61%	100%	195	9
	3 35-44	68%	6,96%	11%	4,25%	21%	6,19%	100%	250	26
	4 45-54	70%	5,74%	8%	3,39%	23%	5,15%	100%	407	24
	5 55-64	69%	4,75%	9%	2,93%	23%	4,10%	100%	553	37
	6 65-74	64%	4,79%	11%	3,21%	25%	4,21%	100%	667	47
	7 75-84	70%	6,12%	16%	5,23%	13%	4,10%	100%	378	28
KOMMUN	1 Arboga	67%	9,21%	3%	2,02%	29%	9,23%	100%	193	16
	2 Fagersta	79%	6,73%	5%	3,16%	16%	6,24%	100%	191	16
	3 Hallstahammar	62%	8,45%	19%	7,79%	20%	6,16%	100%	208	20
	4 Kungsör	59%	7,04%	15%	5,04%	26%	6,27%	100%	230	13
	5 Köping	64%	6,80%	14%	5,18%	22%	5,51%	100%	268	16
	6 Norberg	64%	7,71%	3%	2,42%	32%	7,47%	100%	202	13
	7 Sala	55%	6,40%	9%	3,56%	36%	6,08%	100%	296	20
	8 Skinnskatteberg	43%	8,53%	10%	4,16%	46%	8,22%	100%	217	5
	9 Surahammar	61%	7,46%	24%	6,24%	16%	5,22%	100%	212	12
	10 Västerås	73%	4,08%	12%	3,13%	15%	3,16%	100%	540	47
FÖDELSELAND	1 Sverige	68%	2,86%	11%	2,10%	21%	2,37%	100%	2126	143
	2 Europa Utom Norden	80%	9,47%	8%	5,29%	12%	7,78%	100%	85	6
	3 Norden utom Sverige	56%	9,73%	23%	8,56%	21%	7,65%	100%	186	14
	4 Övriga världen	73%	8,43%	16%	7,07%	11%	5,61%	100%	160	15
UTBILDNING	1 Grundskola	61%	6,21%	14%	4,88%	25%	5,39%	100%	550	44
	2 Gymnasieexamen	67%	4,79%	14%	3,96%	19%	3,65%	100%	776	52
	3 Annan eftergymnasial utbildning	61%	7,00%	13%	4,96%	25%	6,07%	100%	375	22
	4 Kortare studier vid högskola/universitet	79%	6,69%	9%	5,32%	12%	4,45%	100%	228	17
	5 Examen från högskola/universitet (kand/mag/master/forskarexamen)	74%	4,81%	8%	3,05%	19%	4,11%	100%	581	30

FÖDELSELAND												
		1 Sverige		2 Europa Utom Norden		3 Norden utom Sverige		4 Övriga världen		Samtliga	Antal svar (oviktad)	Antal ej svar (oviktad)
		Procent	Fel +/-	Procent	Fel +/-	Procent	Fel +/-	Procent	Fel +/-	Procent		
Totalt		81%	2,23%	4%	1,17%	4%	0,79%	11%	1,92%	100%	2735	0
KÖN	1 Kvinna	81%	3,06%	4%	1,66%	5%	1,21%	10%	2,56%	100%	1477	0
	2 Man	80%	3,25%	4%	1,64%	4%	1,02%	12%	2,85%	100%	1258	0
ÅLDER	1 18-24	82%	8,76%	2%	3,72%	0%		16%	8,22%	100%	114	0
	2 25-34	79%	7,14%	6%	4,23%	0%		16%	6,25%	100%	204	0
	3 35-44	76%	6,33%	5%	3,43%	1%	1,59%	17%	5,61%	100%	276	0
	4 45-54	80%	5,18%	3%	2,14%	2%	1,56%	14%	4,75%	100%	431	0
	5 55-64	82%	4,17%	5%	2,47%	7%	2,37%	6%	2,91%	100%	590	0
	6 65-74	83%	3,70%	3%	1,54%	10%	2,94%	4%	2,07%	100%	714	0
	7 75-84	84%	4,68%	4%	2,92%	11%	3,65%	1%	1,52%	100%	406	0
KOMMUN	1 Arboga	87%	6,50%	2%	1,96%	2%	1,58%	9%	6,20%	100%	209	0
	2 Fagersta	81%	6,23%	5%	3,92%	5%	2,64%	9%	4,73%	100%	207	0
	3 Hallstahammar	80%	7,17%	4%	2,66%	6%	2,84%	9%	6,68%	100%	228	0
	4 Kungsör	82%	5,63%	2%	1,37%	5%	2,51%	12%	5,17%	100%	243	0
	5 Köping	80%	5,38%	5%	2,63%	7%	2,68%	8%	4,31%	100%	284	0
	6 Norberg	89%	4,70%	1%	1,36%	5%	2,54%	5%	3,86%	100%	215	0
	7 Sala	87%	4,54%	2%	1,44%	3%	1,71%	8%	4,14%	100%	316	0
	8 Skinnskatteberg	83%	6,85%	1%	1,53%	9%	3,58%	6%	6,30%	100%	222	0
	9 Surahammar	81%	7,50%	3%	2,32%	10%	3,60%	6%	7,09%	100%	224	0
	10 Västerås	79%	3,63%	5%	1,97%	3%	1,21%	13%	3,10%	100%	587	0
BOENDEORT	1 I kommunens centralort	80%	2,94%	5%	1,68%	3%	0,90%	12%	2,50%	100%	1600	0
	2 I annan tätort i kommunen	75%	7,15%	3%	1,79%	8%	3,51%	14%	6,42%	100%	297	0
	3 Utanför tätort	87%	3,79%	2%	1,64%	5%	1,81%	6%	3,10%	100%	660	0
UTBILDNING	1 Grundskola	69%	5,83%	2%	1,84%	9%	2,64%	20%	5,60%	100%	594	0
	2 Gymnasieexamen	86%	3,35%	3%	1,54%	4%	1,39%	7%	2,80%	100%	828	0
	3 Annan eftergymnasial utbildning	80%	6,15%	5%	2,66%	5%	2,24%	11%	5,61%	100%	397	0
	4 Kortare studier vid högskola/universitet	86%	6,83%	3%	3,43%	3%	2,08%	8%	5,92%	100%	245	0
	5 Examen från högskola/universitet (kand/mag/master/forskarexamen)	83%	4,47%	6%	3,12%	2%	1,23%	9%	3,39%	100%	611	0

F1 Hur bor du för närvarande?																		
		1		2		3		4		5		6		7				
		Villa/radhus/kedjehus		Hyresrättslägenhet		Bostadsrättslägenhet eller ägarlägenhet		Gård		Äldreboende eller gruppboende		Studentboende		Annat		Samtliga	Antal svar (oviktad)	Antal ej svar (oviktad)
		Procent	Fel +/-	Procent	Fel +/-	Procent	Fel +/-	Procent	Fel +/-	Procent	Fel +/-	Procent	Fel +/-	Procent	Fel +/-	Procent	Fel +/-	Procent
<b>Totalt</b>		50%	2,74%	23%	2,41%	22%	2,41%	4%	0,83%	1%	0,36%	1%	0,70%	0%	0,29%	100%	2713	22
<b>KÖN</b>	1 Kvinna	47%	3,71%	24%	3,41%	24%	3,46%	3%	1,02%	0%	0,33%	0%	0,62%	0%	0,24%	100%	1465	12
	2 Man	53%	4,01%	21%	3,40%	19%	3,33%	4%	1,31%	1%	0,64%	1%	1,23%	1%	0,52%	100%	1248	10
<b>ÅLDER</b>	1 18-24	40%	10,88%	29%	9,91%	23%	9,47%	3%	4,05%	0%		4%	4,75%	1%	1,95%	100%	113	1
	2 25-34	34%	7,88%	34%	8,33%	27%	7,95%	3%	2,05%	1%	0,95%	2%	2,81%	0%		100%	204	0
	3 35-44	58%	7,27%	22%	6,08%	18%	6,06%	2%	1,33%	0%	0,53%	0%		1%	0,71%	100%	275	1
	4 45-54	64%	6,02%	16%	4,51%	15%	4,75%	4%	2,15%	1%	1,35%	0%		0%	0,56%	100%	431	0
	5 55-64	55%	5,37%	16%	4,22%	23%	4,87%	6%	1,88%	0%	0,23%	0%		0%	0,42%	100%	583	7
	6 65-74	50%	4,91%	22%	4,24%	22%	4,43%	5%	1,66%	1%	0,86%	0%		1%	0,82%	100%	709	5
	7 75-84	47%	6,62%	20%	5,02%	27%	6,42%	4%	2,63%	1%	1,60%	0%		1%	0,50%	100%	398	8
<b>KOMMUN</b>	1 Arboga	57%	8,95%	29%	8,23%	5%	2,59%	6%	5,24%	2%	2,43%	2%	3,26%	0%		100%	206	3
	2 Fagersta	55%	7,92%	14%	5,69%	29%	7,06%	2%	2,86%	0%	0,72%	0%		0%	0,45%	100%	204	3
	3 Hallstahammar	61%	8,52%	23%	7,85%	11%	5,60%	3%	1,75%	0%		0%		2%	3,42%	100%	226	2
	4 Kungsör	71%	6,78%	19%	6,36%	3%	2,00%	6%	3,28%	0%		0%		1%	0,98%	100%	242	1
	5 Köping	56%	7,02%	24%	6,36%	13%	4,73%	5%	2,43%	0%		0%		1%	1,46%	100%	282	2
	6 Norberg	53%	8,46%	24%	7,91%	13%	6,67%	8%	3,95%	1%	0,77%	0%		2%	1,65%	100%	213	2
	7 Sala	50%	6,28%	21%	5,30%	10%	3,96%	17%	4,48%	2%	1,73%	1%	1,36%	0%	0,68%	100%	314	2
	8 Skinnskatteberg	66%	8,29%	11%	4,51%	10%	7,31%	11%	4,97%	1%	0,81%	0%		1%	1,27%	100%	221	1
	9 Surahammar	81%	5,57%	8%	3,86%	9%	3,85%	1%	1,36%	0%		0%		1%	1,13%	100%	222	2
	10 Västerås	43%	4,34%	24%	3,88%	30%	4,02%	1%	1,04%	0%	0,55%	1%	1,20%	0%	0,21%	100%	583	4
<b>BOENDEORT</b>	1 I kommunens centralort	43%	3,38%	27%	3,24%	28%	3,28%	0%	0,06%	0%	0,37%	1%	1,04%	0%	0,18%	100%	1592	8
	2 I annan tätort i kommunen	60%	8,57%	25%	7,77%	14%	5,96%	2%	1,66%	0%	0,29%	0%		0%		100%	296	1
	3 Utanför tätort	71%	5,05%	5%	2,56%	3%	2,44%	19%	4,09%	0%	0,19%	1%	1,14%	1%	0,83%	100%	651	9
<b>FÖDELSELAND</b>	1 Sverige	54%	3,04%	18%	2,41%	22%	2,71%	4%	0,98%	1%	0,45%	1%	0,73%	0%	0,18%	100%	2251	18
	2 Europa Utom Norden	37%	12,87%	39%	14,77%	21%	12,77%	3%	4,55%	0%		0%		0%	0,78%	100%	91	0
	3 Norden utom Sverige	52%	9,57%	25%	9,15%	18%	7,56%	2%	1,82%	0%	0,23%	0%		2%	2,86%	100%	197	3
	4 Övriga världen	28%	8,21%	51%	9,35%	17%	7,12%	1%	1,23%	0%		2%	3,37%	1%	1,95%	100%	174	1
<b>UTBILDNING</b>	1 Grundskola	44%	5,95%	28%	5,26%	18%	4,63%	7%	3,23%	1%	1,25%	2%	2,43%	1%	0,81%	100%	588	6
	2 Gymnasieexamen	53%	4,96%	23%	4,39%	21%	4,20%	2%	0,95%	1%	0,88%	1%	1,27%	0%	0,33%	100%	820	8
	3 Annan eftergymnasial utbildning	47%	7,05%	26%	6,73%	21%	6,26%	4%	2,13%	0%	0,29%	0%	0,89%	1%	0,58%	100%	396	1
	4 Kortare studier vid högskola/universitet	50%	9,04%	19%	7,52%	27%	8,73%	2%	1,54%	0%		1%	2,45%	1%	0,94%	100%	243	2
	5 Examen från högskola/universitet (kand/mag/master/forskarexamen)	53%	5,62%	19%	4,81%	23%	5,00%	5%	1,73%	0%	0,04%	1%	1,18%	0%	0,17%	100%	607	4

F2 Var bor du?		1 I kommunens centralort		2 I annan tätort i kommunen		3 Utanför tätort		Samtliga	Antal svar (oviktad)	Antal ej svar (oviktad)
		Procent	Fel +/-	Procent	Fel +/-	Procent	Fel +/-			
<b>Totalt</b>		68%	2,57%	12%	1,92%	20%	2,07%	100%	2557	178
<b>KÖN</b>	1 Kvinna	68%	3,47%	12%	2,58%	19%	2,77%	100%	1377	100
	2 Man	69%	3,78%	12%	2,83%	20%	3,07%	100%	1180	78
<b>ÅLDER</b>	1 18-24	67%	11,10%	19%	9,77%	14%	7,83%	100%	107	7
	2 25-34	72%	7,70%	14%	6,14%	14%	5,61%	100%	195	9
	3 35-44	68%	6,96%	11%	4,25%	21%	6,19%	100%	250	26
	4 45-54	70%	5,74%	8%	3,39%	23%	5,15%	100%	407	24
	5 55-64	69%	4,75%	9%	2,93%	23%	4,10%	100%	553	37
	6 65-74	64%	4,79%	11%	3,21%	25%	4,21%	100%	667	47
	7 75-84	70%	6,12%	16%	5,23%	13%	4,10%	100%	378	28
<b>KOMMUN</b>	1 Arboga	67%	9,21%	3%	2,02%	29%	9,23%	100%	193	16
	2 Fagersta	79%	6,73%	5%	3,16%	16%	6,24%	100%	191	16
	3 Hallstahammar	62%	8,45%	19%	7,79%	20%	6,16%	100%	208	20
	4 Kungsör	59%	7,04%	15%	5,04%	26%	6,27%	100%	230	13
	5 Köping	64%	6,80%	14%	5,18%	22%	5,51%	100%	268	16
	6 Norberg	64%	7,71%	3%	2,42%	32%	7,47%	100%	202	13
	7 Sala	55%	6,40%	9%	3,56%	36%	6,08%	100%	296	20
	8 Skinnskatteberg	43%	8,53%	10%	4,16%	46%	8,22%	100%	217	5
	9 Surahammar	61%	7,46%	24%	6,24%	16%	5,22%	100%	212	12
	10 Västerås	73%	4,08%	12%	3,13%	15%	3,16%	100%	540	47
<b>BOENDEORT</b>	1 I kommunens centralort	100%		0%		0%		100%	1600	0
	2 I annan tätort i kommunen	0%		100%		0%		100%	297	0
	3 Utanför tätort	0%		0%		100%		100%	660	0
<b>FÖDELSELAND</b>	1 Sverige	68%	2,86%	11%	2,10%	21%	2,37%	100%	2126	143
	2 Europa Utom Norden	80%	9,47%	8%	5,29%	12%	7,78%	100%	85	6
	3 Norden utom Sverige	56%	9,73%	23%	8,56%	21%	7,65%	100%	186	14
	4 Övriga världen	73%	8,43%	16%	7,07%	11%	5,61%	100%	160	15
<b>UTBILDNING</b>	1 Grundskola	61%	6,21%	14%	4,88%	25%	5,39%	100%	550	44
	2 Gymnasieexamen	67%	4,79%	14%	3,96%	19%	3,65%	100%	776	52
	3 Annan eftergymnasial utbildning	61%	7,00%	13%	4,96%	25%	6,07%	100%	375	22
	4 Kortare studier vid högskola/universitet	79%	6,69%	9%	5,32%	12%	4,45%	100%	228	17
	5 Examen från högskola/universitet (kand/mag/master/forskarexamen)	74%	4,81%	8%	3,05%	19%	4,11%	100%	581	30

F3A Viktigt Att det är tyst och lugnt														
		1 Mycket viktigt		2 Ganska viktigt		3 Inte särskilt viktigt		4 Inte alls viktigt		5 Ingen uppfattning		Samtliga	Antal svar (oviktad)	Antal ej svar (oviktad)
		Procent	Fel +/-	Procent	Fel +/-	Procent	Fel +/-	Procent	Fel +/-	Procent	Fel +/-	Procent		
<b>Totalt</b>		45%	2,73%	46%	2,73%	7%	1,57%	1%	0,41%	0%	0,49%	100%	2711	24
<b>KÖN</b>	1 Kvinna	49%	3,76%	43%	3,71%	6%	1,90%	1%	0,64%	0%	0,35%	100%	1462	15
	2 Man	41%	3,91%	49%	3,99%	9%	2,48%	0%	0,51%	1%	0,90%	100%	1249	9
<b>ÅLDER</b>	1 18-24	35%	10,78%	45%	11,02%	16%	7,66%	1%	2,48%	3%	4,10%	100%	113	1
	2 25-34	38%	8,46%	47%	8,65%	14%	6,07%	1%	0,94%	0%		100%	202	2
	3 35-44	53%	7,29%	43%	7,22%	3%	2,36%	1%	1,47%	0%		100%	273	3
	4 45-54	47%	6,20%	46%	6,19%	6%	2,87%	0%	0,38%	1%	1,36%	100%	430	1
	5 55-64	48%	5,30%	47%	5,29%	6%	2,57%	0%	0,21%	0%		100%	588	2
	6 65-74	46%	4,95%	48%	4,91%	5%	2,29%	0%	0,27%	0%	0,06%	100%	705	9
	7 75-84	45%	6,61%	51%	6,63%	3%	1,92%	1%	1,46%	0%	0,25%	100%	400	6
<b>KOMMUN</b>	1 Arboga	36%	8,60%	56%	8,97%	6%	4,72%	0%		2%	3,29%	100%	204	5
	2 Fagersta	37%	7,52%	53%	7,87%	9%	5,14%	1%	0,78%	0%		100%	207	0
	3 Hallstahammar	42%	7,93%	52%	8,24%	6%	4,43%	0%	0,65%	0%		100%	224	4
	4 Kungsör	40%	6,84%	53%	7,02%	7%	4,00%	1%	0,85%	0%		100%	240	3
	5 Köping	45%	7,05%	49%	7,02%	6%	3,74%	1%	1,17%	0%		100%	283	1
	6 Norberg	36%	7,80%	55%	8,36%	8%	6,27%	1%	1,91%	0%	0,58%	100%	213	2
	7 Sala	44%	6,26%	44%	6,17%	11%	4,68%	1%	1,48%	0%		100%	313	3
	8 Skinnskatteberg	47%	8,25%	46%	8,30%	6%	3,18%	0%	0,57%	1%	1,27%	100%	219	3
	9 Surahammar	41%	8,16%	49%	8,24%	9%	4,45%	1%	1,09%	0%	0,55%	100%	224	0
	10 Västerås	48%	4,40%	44%	4,38%	7%	2,50%	1%	0,65%	1%	0,82%	100%	584	3
<b>BOENDEORT</b>	1 I kommunens centralort	42%	3,45%	49%	3,49%	8%	2,07%	0%	0,22%	1%	0,72%	100%	1593	7
	2 I annan tätort i kommunen	48%	8,71%	47%	8,66%	5%	3,84%	0%	0,53%	0%		100%	295	2
	3 Utanför tätort	53%	5,73%	38%	5,43%	7%	3,28%	1%	1,68%	1%	0,96%	100%	648	12
<b>FÖDELSELAND</b>	1 Sverige	43%	2,98%	50%	3,02%	7%	1,70%	1%	0,50%	0%	0,22%	100%	2255	14
	2 Europa Utom Norden	68%	13,27%	24%	11,40%	8%	8,98%	1%	1,02%	0%		100%	90	1
	3 Norden utom Sverige	53%	9,44%	40%	9,13%	7%	4,96%	0%		0%		100%	197	3
	4 Övriga världen	52%	9,52%	35%	9,07%	10%	5,79%	0%	0,37%	3%	4,15%	100%	169	6
<b>UTBILDNING</b>	1 Grundskola	43%	5,95%	46%	6,01%	9%	3,79%	1%	0,98%	0%	0,15%	100%	585	9
	2 Gymnasieexamen	41%	4,86%	49%	4,93%	8%	2,92%	1%	1,16%	0%		100%	823	5
	3 Annan eftergymnasial utbildning	45%	7,16%	44%	6,99%	7%	3,86%	1%	0,86%	3%	3,52%	100%	394	3
	4 Kortare studier vid högskola/universitet	40%	8,75%	52%	9,06%	7%	5,91%	0%		1%	1,67%	100%	242	3
	5 Examen från högskola/universitet (kand/mag/master/forskarexamen)	51%	5,56%	43%	5,51%	6%	2,91%	0%	0,16%	0%	0,03%	100%	608	3

F3B Viktigt Att området är barnvänligt														
		1 Mycket viktigt		2 Ganska viktigt		3 Inte särskilt viktigt		4 Inte alls viktigt		5 Ingen uppfattning		Samtliga	Antal svar (oviktad)	Antal ej svar (oviktad)
		Procent	Fel +/-	Procent	Fel +/-	Procent	Fel +/-	Procent	Fel +/-	Procent	Fel +/-	Procent		
<b>Totalt</b>		34%	2,70%	36%	2,61%	18%	2,08%	7%	1,46%	5%	1,06%	100%	2662	73
<b>KÖN</b>	1 Kvinna	38%	3,80%	32%	3,49%	18%	2,71%	7%	1,85%	5%	1,43%	100%	1436	41
	2 Man	30%	3,80%	39%	3,87%	19%	3,14%	8%	2,24%	4%	1,58%	100%	1226	32
<b>ÅLDER</b>	1 18-24	31%	10,29%	32%	10,48%	17%	8,07%	14%	8,16%	7%	5,28%	100%	112	2
	2 25-34	51%	8,67%	28%	7,76%	15%	6,16%	4%	3,06%	3%	2,58%	100%	203	1
	3 35-44	53%	7,32%	32%	6,75%	10%	4,38%	4%	2,84%	2%	1,72%	100%	271	5
	4 45-54	26%	5,41%	41%	6,15%	21%	5,07%	9%	3,64%	4%	2,32%	100%	424	7
	5 55-64	24%	4,55%	39%	5,13%	24%	4,72%	9%	2,91%	4%	2,13%	100%	585	5
	6 65-74	25%	4,35%	40%	4,85%	22%	4,07%	7%	2,50%	7%	2,65%	100%	691	23
	7 75-84	19%	5,25%	39%	6,72%	23%	5,84%	9%	4,16%	10%	3,84%	100%	376	30
<b>KOMMUN</b>	1 Arboga	36%	9,41%	35%	8,30%	17%	5,83%	7%	3,70%	5%	4,41%	100%	199	10
	2 Fagersta	28%	7,21%	35%	7,62%	25%	6,97%	5%	3,01%	6%	4,34%	100%	202	5
	3 Hallstahammar	37%	8,33%	35%	8,24%	14%	4,71%	8%	4,64%	7%	3,00%	100%	219	9
	4 Kungsör	33%	6,77%	39%	6,92%	15%	4,45%	7%	3,64%	6%	3,92%	100%	235	8
	5 Köping	36%	7,11%	35%	6,55%	17%	5,45%	8%	3,33%	4%	2,76%	100%	276	8
	6 Norberg	26%	7,15%	46%	8,30%	19%	7,08%	4%	2,29%	6%	5,34%	100%	210	5
	7 Sala	28%	5,91%	41%	6,20%	18%	4,68%	7%	3,40%	6%	3,11%	100%	307	9
	8 Skinnkatteberg	26%	7,77%	40%	8,25%	19%	6,00%	9%	4,10%	6%	4,10%	100%	216	6
	9 Surahammar	32%	7,24%	42%	8,25%	20%	7,73%	4%	2,37%	3%	1,99%	100%	220	4
	10 Västerås	35%	4,32%	34%	4,17%	19%	3,35%	8%	2,39%	4%	1,63%	100%	578	9
<b>BOENDEORT</b>	1 I kommunens centralort	32%	3,37%	35%	3,30%	21%	2,84%	8%	1,89%	4%	1,36%	100%	1565	35
	2 I annan tätort i kommunen	39%	8,75%	41%	8,52%	11%	4,09%	3%	3,62%	6%	3,66%	100%	292	5
	3 Utanför tätort	37%	5,86%	36%	5,38%	16%	3,90%	7%	2,82%	5%	2,24%	100%	640	20
<b>FÖDELSELAND</b>	1 Sverige	32%	2,95%	36%	2,86%	20%	2,38%	8%	1,62%	4%	1,19%	100%	2220	49
	2 Europa Utom Norden	31%	13,06%	38%	14,32%	12%	10,39%	12%	10,56%	7%	6,31%	100%	88	3
	3 Norden utom Sverige	30%	9,01%	38%	9,25%	17%	7,48%	6%	4,82%	10%	5,99%	100%	189	11
	4 Övriga världen	49%	9,62%	33%	9,15%	10%	5,03%	4%	3,69%	3%	2,56%	100%	165	10
<b>UTBILDNING</b>	1 Grundskola	32%	5,89%	35%	5,95%	15%	3,61%	11%	4,12%	7%	2,94%	100%	561	33
	2 Gymnasieexamen	31%	4,71%	38%	4,74%	20%	3,92%	7%	2,37%	5%	2,10%	100%	817	11
	3 Annan eftergymnasial utbildning	34%	7,01%	35%	6,72%	20%	6,01%	6%	3,38%	4%	2,46%	100%	388	9
	4 Kortare studier vid högskola/universitet	29%	8,69%	35%	8,38%	23%	7,66%	6%	4,56%	7%	4,24%	100%	240	5
	5 Examen från högskola/universitet (kand/mag/master/forskarexamen)	39%	5,57%	34%	5,19%	17%	3,91%	8%	3,02%	2%	1,61%	100%	603	8



F3C Viktigt Närhet till natur, grönområden och parker														
		1 Mycket viktigt		2 Ganska viktigt		3 Inte särskilt viktigt		4 Inte alls viktigt		5 Ingen uppfattning		Samtliga	Antal svar (oviktad)	Antal ej svar (oviktad)
		Procent	Fel +/-	Procent	Fel +/-	Procent	Fel +/-	Procent	Fel +/-	Procent	Fel +/-	Procent		
<b>Totalt</b>		56%	2,73%	36%	2,63%	6%	1,41%	1%	0,57%	1%	0,52%	100%	2698	37
<b>KÖN</b>	1 Kvinna	64%	3,59%	31%	3,46%	4%	1,45%	1%	0,52%	0%	0,40%	100%	1460	17
	2 Man	47%	4,01%	42%	3,92%	9%	2,37%	1%	1,01%	1%	0,95%	100%	1238	20
<b>ÅLDER</b>	1 18-24	47%	11,18%	34%	10,54%	15%	7,77%	1%	1,45%	3%	4,28%	100%	112	2
	2 25-34	59%	8,42%	32%	8,01%	7%	3,83%	2%	2,11%	1%	1,30%	100%	204	0
	3 35-44	56%	7,33%	36%	7,14%	7%	4,00%	0%	0,37%	0%	0,54%	100%	272	4
	4 45-54	56%	6,24%	36%	6,05%	6%	3,16%	2%	1,98%	0%	0,13%	100%	426	5
	5 55-64	55%	5,29%	41%	5,26%	3%	1,53%	1%	1,01%	0%	0,19%	100%	589	1
	6 65-74	57%	4,85%	37%	4,68%	5%	2,24%	0%	0,39%	1%	0,82%	100%	701	13
	7 75-84	56%	6,57%	38%	6,41%	4%	2,09%	1%	1,55%	0%	0,53%	100%	394	12
<b>KOMMUN</b>	1 Arboga	50%	8,98%	41%	8,63%	7%	4,26%	0%	0,60%	2%	3,29%	100%	204	5
	2 Fagersta	51%	7,92%	40%	7,65%	7%	4,57%	1%	2,77%	0%		100%	205	2
	3 Hallstahammar	52%	8,37%	34%	7,73%	12%	6,77%	1%	1,17%	1%	1,12%	100%	222	6
	4 Kungsör	50%	7,07%	39%	6,85%	9%	4,20%	1%	1,67%	0%		100%	237	6
	5 Köping	56%	7,08%	33%	6,41%	9%	5,46%	1%	1,08%	1%	2,08%	100%	282	2
	6 Norberg	49%	8,33%	42%	8,30%	5%	2,74%	1%	0,83%	3%	5,11%	100%	212	3
	7 Sala	58%	6,28%	34%	5,93%	6%	3,44%	2%	2,01%	0%	0,97%	100%	310	6
	8 Skinnkatteberg	63%	8,72%	27%	7,98%	5%	3,41%	0%	0,72%	4%	6,02%	100%	220	2
	9 Surahammar	53%	8,25%	41%	8,22%	5%	3,17%	0%		1%	0,82%	100%	224	0
	10 Västerås	57%	4,38%	36%	4,24%	5%	2,06%	1%	0,92%	0%	0,73%	100%	582	5
<b>BOENDEORT</b>	1 I kommunens centralort	50%	3,51%	41%	3,43%	7%	1,77%	1%	0,75%	1%	0,76%	100%	1580	20
	2 I annan tätort i kommunen	62%	8,28%	30%	7,68%	8%	4,71%	0%	0,52%	0%		100%	294	3
	3 Utanför tätort	71%	5,16%	23%	4,84%	4%	2,20%	1%	0,79%	1%	1,01%	100%	653	7
<b>FÖDELSELAND</b>	1 Sverige	56%	3,00%	36%	2,89%	6%	1,58%	1%	0,51%	1%	0,64%	100%	2247	22
	2 Europa Utom Norden	59%	14,14%	35%	13,83%	3%	2,98%	2%	3,46%	0%	0,69%	100%	88	3
	3 Norden utom Sverige	63%	9,16%	34%	9,10%	2%	1,81%	0%		0%	0,93%	100%	196	4
	4 Övriga världen	50%	9,61%	36%	9,22%	10%	5,35%	4%	3,46%	0%		100%	167	8
<b>UTBILDNING</b>	1 Grundskola	49%	6,06%	41%	5,97%	7%	3,29%	2%	2,04%	0%	0,29%	100%	577	17
	2 Gymnasieexamen	50%	4,93%	39%	4,75%	9%	2,96%	1%	0,66%	2%	1,53%	100%	822	6
	3 Annan eftergymnasial utbildning	57%	7,07%	36%	6,84%	6%	3,22%	1%	1,94%	0%		100%	393	4
	4 Kortare studier vid högskola/universitet	56%	8,97%	38%	8,76%	3%	2,73%	2%	3,24%	1%	1,71%	100%	243	2
	5 Examen från högskola/universitet (kand/mag/master/forskarexamen)	65%	5,39%	30%	5,14%	5%	2,71%	0%	0,29%	0%	0,41%	100%	607	4

F3D Viktigt Närhet till affärer och service														
		1 Mycket viktigt		2 Ganska viktigt		3 Inte särskilt viktigt		4 Inte alls viktigt		5 Ingen uppfattning		Samtliga	Antal svar (oviktad)	Antal ej svar (oviktad)
		Procent	Fel +/-	Procent	Fel +/-	Procent	Fel +/-	Procent	Fel +/-	Procent	Fel +/-	Procent		
<b>Totalt</b>		38%	2,72%	44%	2,72%	16%	1,98%	1%	0,44%	0%	0,47%	100%	2696	39
<b>KÖN</b>	1 Kvinna	43%	3,77%	42%	3,68%	14%	2,60%	1%	0,54%	0%	0,36%	100%	1458	19
	2 Man	33%	3,89%	46%	3,99%	18%	2,99%	1%	0,70%	1%	0,86%	100%	1238	20
<b>ÅLDER</b>	1 18-24	59%	10,90%	27%	9,59%	11%	6,93%	0%	0,81%	3%	4,15%	100%	112	2
	2 25-34	41%	8,61%	43%	8,53%	15%	5,77%	1%	0,90%	0%	0,79%	100%	204	0
	3 35-44	23%	6,20%	51%	7,32%	24%	6,27%	2%	1,78%	0%		100%	273	3
	4 45-54	31%	5,76%	46%	6,20%	21%	5,00%	2%	1,47%	0%		100%	430	1
	5 55-64	29%	4,89%	55%	5,28%	15%	3,54%	1%	0,48%	0%	0,22%	100%	585	5
	6 65-74	43%	4,94%	43%	4,86%	13%	3,37%	1%	0,62%	0%	0,10%	100%	700	14
	7 75-84	54%	6,67%	35%	6,28%	9%	3,93%	2%	1,07%	1%	1,54%	100%	392	14
<b>KOMMUN</b>	1 Arboga	32%	8,03%	44%	8,76%	22%	8,44%	1%	1,00%	2%	3,28%	100%	205	4
	2 Fagersta	36%	7,50%	43%	7,77%	15%	5,97%	3%	3,14%	2%	2,82%	100%	207	0
	3 Hallstahammar	29%	7,24%	55%	8,26%	15%	6,19%	1%	1,56%	0%		100%	222	6
	4 Kungsör	30%	6,59%	46%	7,01%	19%	5,63%	4%	2,72%	0%	0,67%	100%	238	5
	5 Köping	32%	6,76%	47%	7,05%	19%	5,63%	2%	1,86%	0%		100%	278	6
	6 Norberg	36%	8,06%	48%	8,31%	14%	5,61%	2%	1,67%	1%	0,78%	100%	214	1
	7 Sala	37%	6,25%	40%	6,17%	20%	4,86%	3%	1,95%	0%		100%	310	6
	8 Skinnskatteberg	25%	6,35%	43%	7,94%	25%	8,24%	6%	6,13%	1%	1,25%	100%	219	3
	9 Surahammar	36%	7,27%	42%	8,21%	20%	7,77%	3%	2,21%	0%	0,55%	100%	224	0
	10 Västerås	42%	4,40%	43%	4,36%	14%	3,07%	0%	0,49%	0%	0,75%	100%	579	8
<b>BOENDEORT</b>	1 I kommunens centralort	44%	3,50%	44%	3,45%	11%	2,15%	1%	0,45%	0%	0,65%	100%	1584	16
	2 I annan tätort i kommunen	37%	8,64%	46%	8,63%	14%	5,89%	2%	2,03%	1%	1,26%	100%	294	3
	3 Utanför tätort	15%	4,09%	44%	5,75%	37%	5,58%	4%	1,34%	1%	0,98%	100%	647	13
<b>FÖDELSELAND</b>	1 Sverige	36%	2,96%	45%	2,99%	17%	2,28%	1%	0,43%	1%	0,56%	100%	2245	24
	2 Europa Utom Norden	38%	14,28%	47%	14,63%	12%	8,84%	1%	2,80%	2%	3,29%	100%	89	2
	3 Norden utom Sverige	36%	8,84%	55%	9,34%	7%	4,19%	1%	1,45%	0%		100%	195	5
	4 Övriga världen	54%	9,47%	33%	8,87%	11%	5,40%	3%	2,27%	0%		100%	167	8
<b>UTBILDNING</b>	1 Grundskola	44%	6,04%	40%	5,97%	14%	4,37%	2%	1,18%	1%	0,93%	100%	576	18
	2 Gymnasieexamen	39%	4,91%	45%	4,86%	14%	3,35%	1%	0,76%	1%	1,34%	100%	822	6
	3 Annan eftergymnasial utbildning	38%	7,06%	47%	7,17%	14%	4,61%	2%	1,27%	0%		100%	391	6
	4 Kortare studier vid högskola/universitet	39%	9,01%	42%	8,90%	17%	6,53%	0%	0,32%	1%	1,68%	100%	242	3
	5 Examen från högskola/universitet (kand/mag/master/forskarexamen)	35%	5,48%	44%	5,48%	20%	4,30%	1%	0,93%	0%	0,11%	100%	609	2

F3E Viktigt Närhet till skola och barnomsorg														
		1 Mycket viktigt		2 Ganska viktigt		3 Inte särskilt viktigt		4 Inte alls viktigt		5 Ingen uppfattning		Samtliga	Antal svar (oviktad)	Antal ej svar (oviktad)
		Procent	Fel +/-	Procent	Fel +/-	Procent	Fel +/-	Procent	Fel +/-	Procent	Fel +/-	Procent		
<b>Totalt</b>		27%	2,58%	29%	2,53%	21%	2,19%	15%	1,85%	9%	1,45%	100%	2653	82
<b>KÖN</b>	1 Kvinna	31%	3,73%	25%	3,28%	20%	2,86%	15%	2,59%	9%	1,96%	100%	1430	47
	2 Man	22%	3,52%	33%	3,81%	22%	3,30%	14%	2,65%	8%	2,14%	100%	1223	35
<b>ÅLDER</b>	1 18-24	23%	8,95%	39%	10,95%	21%	9,16%	9%	6,15%	8%	6,19%	100%	113	1
	2 25-34	43%	8,63%	28%	7,57%	16%	6,49%	7%	4,69%	5%	3,77%	100%	203	1
	3 35-44	44%	7,32%	36%	6,97%	10%	4,38%	7%	3,64%	3%	2,33%	100%	272	4
	4 45-54	21%	5,06%	31%	5,76%	22%	5,09%	20%	5,12%	6%	2,94%	100%	426	5
	5 55-64	16%	3,98%	26%	4,54%	26%	4,69%	22%	4,38%	10%	3,34%	100%	587	3
	6 65-74	17%	3,81%	23%	4,03%	29%	4,58%	19%	3,96%	13%	3,44%	100%	682	32
	7 75-84	13%	4,74%	18%	5,05%	24%	5,84%	22%	6,00%	22%	5,81%	100%	370	36
<b>KOMMUN</b>	1 Arboga	24%	8,43%	35%	8,91%	16%	5,89%	16%	5,58%	9%	4,86%	100%	200	9
	2 Fagersta	25%	7,10%	28%	7,15%	25%	6,85%	16%	5,07%	7%	4,32%	100%	205	2
	3 Hallstahammar	23%	7,96%	33%	8,32%	18%	5,14%	16%	6,19%	10%	3,73%	100%	216	12
	4 Kungsör	27%	6,75%	30%	6,38%	19%	5,23%	16%	5,08%	8%	3,86%	100%	234	9
	5 Köping	23%	6,18%	34%	7,11%	24%	5,92%	13%	4,00%	6%	3,18%	100%	271	13
	6 Norberg	20%	7,13%	39%	8,25%	17%	6,54%	13%	4,94%	12%	4,61%	100%	210	5
	7 Sala	26%	6,01%	31%	5,77%	22%	5,25%	12%	3,71%	9%	3,38%	100%	307	9
	8 Skinnkatteberg	18%	5,32%	32%	7,63%	25%	8,65%	16%	5,19%	9%	4,56%	100%	217	5
	9 Surahammar	27%	6,75%	32%	8,27%	24%	7,75%	10%	3,97%	6%	2,99%	100%	220	4
	10 Västerås	29%	4,16%	26%	3,99%	21%	3,52%	16%	3,04%	9%	2,37%	100%	573	14
<b>BOENDEORT</b>	1 I kommunens centralort	27%	3,28%	26%	3,03%	22%	2,94%	17%	2,49%	8%	1,92%	100%	1556	44
	2 I annan tätort i kommunen	32%	8,34%	39%	8,78%	14%	4,56%	6%	4,07%	9%	4,41%	100%	292	5
	3 Utanför tätort	24%	5,47%	34%	5,65%	21%	4,38%	11%	3,01%	9%	2,91%	100%	640	20
<b>FÖDELSELAND</b>	1 Sverige	24%	2,74%	29%	2,79%	23%	2,52%	16%	2,11%	8%	1,54%	100%	2212	57
	2 Europa Utom Norden	37%	14,47%	24%	12,18%	16%	11,40%	15%	10,97%	8%	6,60%	100%	87	4
	3 Norden utom Sverige	17%	7,41%	19%	7,32%	23%	8,13%	20%	8,24%	21%	8,19%	100%	185	15
	4 Övriga världen	48%	9,48%	32%	8,91%	8%	4,49%	5%	3,70%	7%	5,43%	100%	169	6
<b>UTBILDNING</b>	1 Grundskola	25%	5,41%	29%	6,04%	18%	4,57%	15%	4,34%	12%	3,47%	100%	553	41
	2 Gymnasieexamen	25%	4,47%	31%	4,65%	22%	3,96%	15%	3,24%	8%	2,48%	100%	818	10
	3 Annan eftergymnasial utbildning	26%	6,79%	29%	6,15%	18%	5,04%	16%	5,22%	12%	5,25%	100%	388	9
	4 Kortare studier vid högskola/universitet	25%	8,67%	29%	7,88%	19%	7,52%	16%	6,27%	10%	4,81%	100%	240	5
	5 Examen från högskola/universitet (kand/mag/master/forskarexamen)	30%	5,34%	27%	5,01%	23%	4,54%	15%	3,66%	5%	2,44%	100%	603	8

F3F Viktigt Valfungerande nära kollektivtrafik														
		1 Mycket viktigt		2 Ganska viktigt		3 Inte särskilt viktigt		4 Inte alls viktigt		5 Ingen uppfattning		Samtliga	Antal svar (oviktad)	Antal ej svar (oviktad)
		Procent	Fel +/-	Procent	Fel +/-	Procent	Fel +/-	Procent	Fel +/-	Procent	Fel +/-	Procent		
<b>Totalt</b>		42%	2,78%	33%	2,57%	16%	1,97%	6%	1,13%	3%	0,73%	100%	2666	69
<b>KÖN</b>	1 Kvinna	49%	3,79%	33%	3,49%	11%	2,33%	4%	1,38%	2%	0,90%	100%	1442	35
	2 Man	35%	4,02%	33%	3,77%	21%	3,14%	8%	1,78%	3%	1,16%	100%	1224	34
<b>ÅLDER</b>	1 18-24	56%	10,91%	20%	8,71%	16%	8,07%	5%	4,05%	2%	3,02%	100%	113	1
	2 25-34	47%	8,69%	28%	7,61%	17%	6,21%	6%	3,75%	2%	1,96%	100%	204	0
	3 35-44	36%	7,19%	41%	7,28%	13%	4,64%	8%	3,42%	1%	1,55%	100%	270	6
	4 45-54	34%	5,89%	40%	6,20%	17%	4,74%	7%	2,49%	2%	1,86%	100%	426	5
	5 55-64	38%	5,29%	32%	4,96%	20%	4,09%	6%	1,94%	4%	2,05%	100%	586	4
	6 65-74	42%	5,02%	33%	4,65%	16%	3,59%	5%	1,87%	3%	1,06%	100%	688	26
	7 75-84	49%	6,87%	32%	6,21%	11%	3,84%	4%	2,43%	4%	2,06%	100%	379	27
<b>KOMMUN</b>	1 Arboga	28%	8,74%	30%	8,18%	25%	7,89%	10%	4,32%	7%	4,63%	100%	199	10
	2 Fagersta	32%	7,53%	32%	7,37%	16%	5,45%	18%	6,33%	2%	1,60%	100%	205	2
	3 Hallstahammar	34%	7,83%	41%	8,29%	15%	6,44%	7%	4,63%	3%	3,48%	100%	216	12
	4 Kungsör	36%	6,95%	31%	6,30%	22%	6,08%	7%	3,64%	4%	2,47%	100%	235	8
	5 Köping	24%	5,81%	33%	6,72%	23%	6,07%	15%	5,25%	5%	3,03%	100%	278	6
	6 Norberg	34%	8,56%	35%	7,83%	15%	5,47%	10%	4,60%	6%	2,97%	100%	210	5
	7 Sala	35%	6,18%	34%	5,80%	21%	5,48%	8%	3,42%	2%	1,78%	100%	306	10
	8 Skinnkatteberg	34%	7,26%	26%	7,88%	22%	6,29%	8%	3,81%	11%	7,08%	100%	218	4
	9 Surahammar	39%	7,58%	37%	8,13%	19%	7,63%	3%	2,58%	2%	1,65%	100%	224	0
	10 Västerås	51%	4,44%	32%	4,11%	13%	3,00%	3%	1,43%	1%	0,97%	100%	575	12
<b>BOENDEORT</b>	1 I kommunens centralort	42%	3,52%	34%	3,27%	16%	2,54%	6%	1,52%	2%	0,79%	100%	1572	28
	2 I annan tätort i kommunen	47%	8,76%	31%	7,78%	17%	6,48%	4%	2,26%	1%	0,67%	100%	294	3
	3 Utanför tätort	40%	5,92%	31%	5,43%	18%	3,69%	7%	2,26%	5%	2,39%	100%	636	24
<b>FÖDELSELAND</b>	1 Sverige	41%	3,04%	33%	2,81%	18%	2,28%	7%	1,32%	2%	0,74%	100%	2222	47
	2 Europa Utom Norden	42%	15,05%	45%	14,90%	9%	6,17%	4%	3,22%	1%	1,53%	100%	87	4
	3 Norden utom Sverige	36%	9,56%	39%	9,58%	12%	5,53%	5%	3,91%	8%	3,93%	100%	191	9
	4 Övriga världen	56%	9,41%	29%	8,48%	9%	5,01%	2%	2,77%	3%	3,49%	100%	166	9
<b>UTBILDNING</b>	1 Grundskola	46%	6,24%	29%	5,43%	12%	3,35%	8%	3,50%	5%	2,33%	100%	560	34
	2 Gymnasieexamen	40%	4,98%	33%	4,57%	19%	3,79%	6%	1,76%	3%	1,47%	100%	819	9
	3 Annan eftergymnasial utbildning	43%	7,36%	34%	6,73%	13%	4,02%	6%	2,58%	3%	2,49%	100%	386	11
	4 Kortare studier vid högskola/universitet	46%	9,15%	28%	7,52%	17%	6,66%	6%	5,06%	3%	2,43%	100%	241	4
	5 Examen från högskola/universitet (kand/mag/master/forskarexamen)	41%	5,55%	36%	5,37%	17%	4,15%	5%	1,89%	0%	0,38%	100%	605	6

F3G Viktigt Att det finns ett levande kulturliv i området														
		1 Mycket viktigt		2 Ganska viktigt		3 Inte särskilt viktigt		4 Inte alls viktigt		5 Ingen uppfattning		Samtliga	Antal svar (oviktad)	Antal ej svar (oviktad)
		Procent	Fel +/-	Procent	Fel +/-	Procent	Fel +/-	Procent	Fel +/-	Procent	Fel +/-	Procent		
<b>Totalt</b>		15%	2,03%	30%	2,44%	36%	2,68%	15%	2,01%	5%	1,17%	100%	2668	67
<b>KÖN</b>	1 Kvinna	16%	2,68%	33%	3,45%	35%	3,72%	11%	2,59%	4%	1,47%	100%	1441	36
	2 Man	14%	3,06%	26%	3,45%	36%	3,85%	18%	3,05%	5%	1,82%	100%	1227	31
<b>ÅLDER</b>	1 18-24	21%	9,39%	26%	9,84%	34%	10,31%	13%	7,56%	6%	5,07%	100%	113	1
	2 25-34	15%	6,19%	25%	7,34%	39%	8,49%	17%	6,53%	4%	3,22%	100%	204	0
	3 35-44	16%	5,36%	24%	6,10%	37%	7,08%	19%	5,78%	5%	3,39%	100%	272	4
	4 45-54	14%	4,29%	26%	5,23%	38%	6,18%	16%	4,62%	5%	2,89%	100%	425	6
	5 55-64	11%	3,24%	33%	4,99%	40%	5,24%	12%	3,42%	3%	1,85%	100%	588	2
	6 65-74	17%	3,92%	36%	4,73%	30%	4,60%	13%	3,35%	4%	2,05%	100%	686	28
	7 75-84	12%	4,30%	41%	6,78%	31%	6,23%	10%	4,17%	6%	3,29%	100%	380	26
<b>KOMMUN</b>	1 Arboga	14%	6,39%	30%	7,55%	42%	9,17%	10%	4,68%	4%	4,22%	100%	202	7
	2 Fagersta	18%	6,51%	37%	7,49%	23%	6,51%	16%	6,23%	6%	3,93%	100%	204	3
	3 Hallstahammar	13%	5,69%	33%	8,02%	30%	7,19%	19%	7,84%	5%	2,81%	100%	216	12
	4 Kungsör	15%	5,31%	34%	6,87%	36%	6,64%	12%	4,26%	4%	2,27%	100%	237	6
	5 Köping	13%	4,65%	30%	6,14%	35%	7,02%	15%	5,54%	6%	3,33%	100%	276	8
	6 Norberg	14%	5,26%	34%	7,93%	31%	8,09%	16%	6,44%	6%	3,62%	100%	207	8
	7 Sala	14%	4,55%	33%	5,76%	35%	6,19%	16%	4,63%	3%	2,38%	100%	306	10
	8 Skinnskatteberg	18%	5,40%	29%	7,63%	31%	7,40%	15%	5,79%	7%	6,46%	100%	219	3
	9 Surahammar	12%	4,74%	42%	8,58%	29%	6,69%	13%	4,94%	4%	2,69%	100%	223	1
	10 Västerås	16%	3,30%	27%	3,86%	38%	4,30%	15%	3,19%	5%	1,88%	100%	578	9
<b>BOENDEORT</b>	1 I kommunens centralort	16%	2,63%	31%	3,15%	36%	3,40%	12%	2,39%	5%	1,54%	100%	1570	30
	2 I annan tätort i kommunen	19%	7,22%	23%	6,76%	37%	8,32%	18%	7,27%	4%	2,98%	100%	293	4
	3 Utanför tätort	11%	3,79%	27%	5,01%	38%	5,74%	20%	4,50%	5%	2,42%	100%	638	22
<b>FÖDELSELAND</b>	1 Sverige	13%	2,05%	30%	2,72%	38%	2,98%	15%	2,24%	4%	1,09%	100%	2223	46
	2 Europa Utom Norden	19%	11,50%	24%	11,37%	35%	14,27%	16%	11,50%	6%	8,51%	100%	88	3
	3 Norden utom Sverige	12%	6,32%	31%	8,59%	34%	9,38%	14%	6,97%	9%	5,55%	100%	190	10
	4 Övriga världen	29%	8,94%	26%	7,97%	23%	8,12%	11%	5,97%	9%	5,87%	100%	167	8
<b>UTBILDNING</b>	1 Grundskola	14%	4,76%	28%	5,37%	34%	5,71%	16%	4,88%	8%	3,48%	100%	557	37
	2 Gymnasieexamen	13%	3,65%	31%	4,42%	37%	4,80%	15%	3,51%	4%	1,93%	100%	820	8
	3 Annan eftergymnasial utbildning	18%	5,69%	31%	6,54%	31%	6,50%	12%	4,71%	8%	4,37%	100%	391	6
	4 Kortare studier vid högskola/universitet	18%	7,26%	29%	7,79%	35%	8,60%	15%	6,68%	4%	3,79%	100%	242	3
	5 Examen från högskola/universitet (kand/mag/master/forskarexamen)	15%	3,75%	27%	4,81%	39%	5,57%	16%	4,17%	3%	1,51%	100%	605	6

F3H Viktigt Att det finns ett restaurang- och krogutbud i området														
		1 Mycket viktigt		2 Ganska viktigt		3 Inte särskilt viktigt		4 Inte alls viktigt		5 Ingen uppfattning		Samtliga	Antal svar (oviktad)	Antal ej svar (oviktad)
		Procent	Fel +/-	Procent	Fel +/-	Procent	Fel +/-	Procent	Fel +/-	Procent	Fel +/-	Procent		
<b>Totalt</b>		15%	2,16%	27%	2,46%	35%	2,60%	19%	2,15%	3%	0,95%	100%	2670	65
<b>KÖN</b>	1 Kvinna	14%	2,75%	27%	3,35%	36%	3,63%	20%	3,01%	3%	1,18%	100%	1438	39
	2 Man	15%	3,31%	27%	3,60%	35%	3,71%	19%	3,06%	4%	1,49%	100%	1232	26
<b>ÅLDER</b>	1 18-24	34%	10,80%	28%	9,75%	25%	9,50%	9%	6,16%	3%	4,22%	100%	113	1
	2 25-34	19%	6,76%	35%	8,30%	27%	7,68%	16%	6,31%	3%	2,53%	100%	204	0
	3 35-44	11%	4,51%	20%	5,69%	42%	7,26%	24%	6,38%	3%	2,71%	100%	271	5
	4 45-54	18%	4,84%	26%	5,28%	29%	5,63%	25%	5,56%	3%	2,02%	100%	425	6
	5 55-64	9%	3,03%	30%	4,84%	41%	5,25%	17%	3,87%	3%	1,94%	100%	587	3
	6 65-74	8%	2,73%	23%	4,08%	43%	4,95%	24%	4,28%	2%	1,33%	100%	690	24
	7 75-84	7%	3,66%	26%	6,05%	41%	6,73%	19%	5,10%	7%	3,33%	100%	380	26
<b>KOMMUN</b>	1 Arboga	8%	4,02%	25%	6,99%	40%	9,12%	22%	7,82%	5%	4,38%	100%	201	8
	2 Fagersta	19%	6,78%	31%	7,31%	35%	7,42%	11%	4,69%	4%	3,13%	100%	205	2
	3 Hallstahammar	12%	6,07%	32%	7,85%	37%	8,14%	15%	5,51%	3%	2,58%	100%	220	8
	4 Kungsör	12%	5,33%	29%	6,34%	34%	6,61%	23%	5,94%	2%	1,73%	100%	235	8
	5 Köping	14%	5,67%	29%	6,26%	33%	6,73%	19%	5,04%	4%	3,01%	100%	280	4
	6 Norberg	16%	7,41%	25%	6,42%	34%	7,62%	20%	6,68%	4%	5,22%	100%	210	5
	7 Sala	14%	5,31%	26%	5,58%	37%	6,07%	20%	4,79%	3%	1,83%	100%	305	11
	8 Skinnskatteberg	8%	3,96%	23%	6,92%	39%	8,61%	25%	6,61%	5%	2,65%	100%	216	6
	9 Surahammar	7%	3,88%	32%	8,13%	36%	7,26%	22%	7,75%	3%	2,31%	100%	223	1
	10 Västerås	16%	3,50%	26%	3,97%	35%	4,15%	20%	3,48%	3%	1,48%	100%	575	12
<b>BOENDEORT</b>	1 I kommunens centralort	17%	2,81%	29%	3,19%	36%	3,33%	15%	2,46%	3%	1,26%	100%	1573	27
	2 I annan tätort i kommunen	16%	7,54%	23%	6,91%	36%	8,16%	23%	7,43%	2%	1,51%	100%	293	4
	3 Utanför tätort	7%	3,50%	19%	4,89%	35%	5,46%	34%	5,41%	4%	2,14%	100%	638	22
<b>FÖDELSELAND</b>	1 Sverige	14%	2,34%	27%	2,69%	36%	2,86%	21%	2,44%	3%	0,92%	100%	2228	41
	2 Europa Utom Norden	14%	8,99%	24%	12,53%	41%	14,91%	8%	6,54%	13%	10,86%	100%	88	3
	3 Norden utom Sverige	12%	6,79%	25%	8,19%	32%	8,56%	25%	8,92%	6%	4,76%	100%	190	10
	4 Övriga världen	25%	8,45%	30%	9,09%	28%	8,68%	14%	6,18%	3%	2,80%	100%	164	11
<b>UTBILDNING</b>	1 Grundskola	13%	4,75%	23%	5,44%	36%	5,66%	22%	4,82%	6%	3,05%	100%	564	30
	2 Gymnasieexamen	19%	4,29%	29%	4,53%	34%	4,47%	15%	3,54%	3%	1,77%	100%	818	10
	3 Annan eftergymnasial utbildning	15%	5,85%	25%	5,97%	36%	6,95%	19%	5,43%	4%	2,66%	100%	389	8
	4 Kortare studier vid högskola/universitet	17%	7,58%	29%	7,86%	31%	8,35%	20%	7,24%	3%	3,70%	100%	239	6
	5 Examen från högskola/universitet (kand/mag/master/forskarexamen)	11%	3,69%	27%	5,00%	38%	5,39%	23%	4,57%	2%	1,22%	100%	605	6

F31 Viktigt Väl fungerande bredband														
		1 Mycket viktigt		2 Ganska viktigt		3 Inte särskilt viktigt		4 Inte alls viktigt		5 Ingen uppfattning		Samtliga	Antal svar (oviktad)	Antal ej svar (oviktad)
		Procent	Fel +/-	Procent	Fel +/-	Procent	Fel +/-	Procent	Fel +/-	Procent	Fel +/-	Procent		
<b>Totalt</b>		68%	2,40%	24%	2,24%	4%	0,77%	2%	0,57%	2%	0,49%	100%	2682	53
<b>KÖN</b>	1 Kvinna	69%	3,36%	24%	3,17%	3%	0,92%	2%	0,80%	2%	0,86%	100%	1451	26
	2 Man	68%	3,43%	25%	3,15%	4%	1,23%	2%	0,83%	1%	0,48%	100%	1231	27
<b>ÅLDER</b>	1 18-24	87%	6,59%	11%	6,28%	2%	1,29%	0%		1%	1,70%	100%	113	1
	2 25-34	78%	6,62%	18%	6,32%	3%	2,05%	1%	0,75%	0%	0,71%	100%	204	0
	3 35-44	67%	6,77%	28%	6,60%	2%	1,47%	1%	0,84%	1%	1,64%	100%	272	4
	4 45-54	70%	5,63%	24%	5,29%	3%	2,04%	2%	1,61%	0%	0,88%	100%	430	1
	5 55-64	66%	4,88%	27%	4,62%	4%	1,54%	2%	1,59%	1%	0,50%	100%	586	4
	6 65-74	58%	4,84%	30%	4,50%	6%	2,05%	4%	1,67%	2%	1,35%	100%	695	19
	7 75-84	46%	6,83%	31%	6,32%	9%	3,57%	6%	3,21%	8%	2,65%	100%	382	24
<b>KOMMUN</b>	1 Arboga	51%	8,99%	35%	8,83%	7%	4,05%	2%	1,74%	5%	4,16%	100%	204	5
	2 Fagersta	62%	7,63%	28%	7,22%	6%	3,24%	3%	2,03%	2%	1,70%	100%	206	1
	3 Hallstahammar	56%	8,33%	34%	8,22%	4%	2,09%	3%	2,32%	3%	2,06%	100%	220	8
	4 Kungsör	57%	6,91%	29%	6,35%	7%	3,20%	4%	2,61%	2%	1,62%	100%	236	7
	5 Köping	64%	6,58%	28%	6,23%	4%	2,11%	3%	1,93%	1%	1,17%	100%	280	4
	6 Norberg	58%	8,11%	28%	7,45%	7%	4,05%	4%	2,41%	3%	1,88%	100%	212	3
	7 Sala	61%	6,00%	26%	5,28%	9%	3,40%	2%	1,31%	3%	1,56%	100%	309	7
	8 Skinnskatteberg	57%	8,30%	23%	7,44%	13%	5,82%	3%	1,97%	4%	2,39%	100%	217	5
	9 Surahammar	56%	8,50%	27%	7,89%	9%	7,17%	4%	2,44%	4%	2,17%	100%	223	1
	10 Västerås	76%	3,60%	21%	3,42%	2%	0,93%	1%	0,86%	1%	0,64%	100%	575	12
<b>BOENDEORT</b>	1 I kommunens centralort	69%	3,04%	24%	2,87%	3%	0,97%	2%	0,67%	1%	0,48%	100%	1576	24
	2 I annan tätort i kommunen	71%	6,85%	21%	6,14%	2%	1,55%	3%	2,21%	2%	1,59%	100%	293	4
	3 Utanför tätort	64%	5,23%	25%	4,70%	6%	2,11%	3%	1,57%	2%	1,32%	100%	647	13
<b>FÖDELSELAND</b>	1 Sverige	68%	2,60%	24%	2,40%	4%	0,90%	2%	0,62%	1%	0,43%	100%	2236	33
	2 Europa Utom Norden	71%	12,92%	26%	12,83%	1%	1,54%	0%	0,82%	0%	0,78%	100%	89	2
	3 Norden utom Sverige	58%	9,31%	25%	8,45%	7%	3,40%	4%	2,58%	6%	3,69%	100%	190	10
	4 Övriga världen	69%	8,76%	24%	8,32%	3%	1,81%	2%	2,39%	2%	2,77%	100%	167	8
<b>UTBILDNING</b>	1 Grundskola	54%	6,01%	29%	5,25%	7%	2,44%	4%	1,91%	5%	2,25%	100%	566	28
	2 Gymnasieexamen	68%	4,24%	26%	4,03%	3%	1,18%	1%	0,74%	1%	0,68%	100%	822	6
	3 Annan eftergymnasial utbildning	70%	5,96%	22%	5,17%	3%	1,81%	4%	2,56%	2%	1,48%	100%	390	7
	4 Kortare studier vid högskola/universitet	71%	7,94%	23%	7,53%	3%	2,82%	1%	0,62%	2%	1,80%	100%	242	3
	5 Examen från högskola/universitet (kand/mag/master/forskarexamen)	75%	4,65%	21%	4,45%	3%	1,47%	1%	0,83%	0%	0,20%	100%	608	3

F3J Viktigt Närhet till arbetsplats /studier														
		1 Mycket viktigt		2 Ganska viktigt		3 Inte särskilt viktigt		4 Inte alls viktigt		5 Ingen uppfattning		Samtliga	Antal svar (oviktad)	Antal ej svar (oviktad)
		Procent	Fel +/-	Procent	Fel +/-	Procent	Fel +/-	Procent	Fel +/-	Procent	Fel +/-	Procent		
<b>Totalt</b>		25%	2,55%	36%	2,68%	23%	2,31%	10%	1,51%	7%	1,07%	100%	2640	95
<b>KÖN</b>	1 Kvinna	26%	3,48%	38%	3,74%	21%	3,07%	8%	1,88%	7%	1,51%	100%	1422	55
	2 Man	23%	3,71%	35%	3,83%	25%	3,43%	11%	2,34%	6%	1,52%	100%	1218	40
<b>ÅLDER</b>	1 18-24	45%	11,12%	33%	10,25%	18%	8,58%	3%	3,90%	2%	3,00%	100%	112	2
	2 25-34	37%	8,43%	37%	8,44%	20%	6,79%	5%	4,09%	0%	0,70%	100%	202	2
	3 35-44	22%	5,84%	45%	7,33%	26%	6,50%	7%	3,82%	0%	0,50%	100%	271	5
	4 45-54	29%	5,49%	37%	6,01%	25%	5,53%	7%	3,45%	1%	1,53%	100%	427	4
	5 55-64	20%	4,27%	46%	5,30%	24%	4,61%	7%	2,34%	4%	1,75%	100%	586	4
	6 65-74	10%	2,96%	26%	4,34%	25%	4,39%	20%	4,07%	20%	4,04%	100%	677	37
	7 75-84	6%	3,54%	22%	5,78%	18%	5,11%	24%	6,05%	30%	6,39%	100%	365	41
<b>KOMMUN</b>	1 Arboga	22%	6,92%	41%	9,31%	17%	5,72%	10%	4,37%	10%	5,35%	100%	194	15
	2 Fagersta	31%	7,70%	30%	7,19%	23%	6,60%	9%	3,92%	7%	3,69%	100%	205	2
	3 Hallstahammar	22%	7,78%	36%	8,58%	25%	6,56%	7%	3,12%	10%	3,43%	100%	217	11
	4 Kungsör	23%	6,18%	41%	7,16%	20%	5,48%	9%	3,51%	6%	2,68%	100%	232	11
	5 Köping	26%	6,54%	41%	7,16%	18%	5,49%	9%	3,19%	6%	2,51%	100%	272	12
	6 Norberg	23%	7,97%	41%	8,28%	20%	6,41%	9%	3,88%	7%	3,10%	100%	210	5
	7 Sala	24%	5,97%	37%	6,15%	21%	5,25%	10%	3,27%	8%	2,73%	100%	304	12
	8 Skinnskatteberg	22%	6,75%	34%	8,06%	22%	6,30%	14%	7,06%	9%	3,54%	100%	216	6
	9 Surahammar	21%	6,28%	34%	8,15%	31%	8,05%	8%	3,65%	7%	3,02%	100%	220	4
	10 Västerås	25%	4,10%	35%	4,27%	24%	3,75%	10%	2,49%	6%	1,66%	100%	570	17
<b>BOENDEORT</b>	1 I kommunens centralort	28%	3,34%	34%	3,30%	22%	2,93%	10%	2,02%	6%	1,30%	100%	1557	43
	2 I annan tätort i kommunen	23%	7,53%	43%	8,79%	21%	6,92%	6%	3,00%	7%	3,13%	100%	292	5
	3 Utanför tätort	14%	4,62%	39%	5,75%	28%	5,13%	11%	3,16%	8%	2,83%	100%	633	27
<b>FÖDELSELAND</b>	1 Sverige	22%	2,70%	38%	2,98%	24%	2,56%	10%	1,74%	7%	1,15%	100%	2199	70
	2 Europa Utom Norden	30%	13,39%	28%	12,62%	28%	14,72%	7%	7,03%	6%	5,02%	100%	88	3
	3 Norden utom Sverige	19%	7,93%	35%	9,70%	17%	6,88%	10%	5,51%	18%	7,04%	100%	187	13
	4 Övriga världen	46%	9,63%	31%	8,83%	15%	6,75%	5%	3,41%	3%	3,46%	100%	166	9
<b>UTBILDNING</b>	1 Grundskola	28%	6,34%	32%	5,80%	13%	3,76%	13%	3,54%	15%	3,79%	100%	548	46
	2 Gymnasieexamen	24%	4,40%	36%	4,76%	26%	4,30%	9%	2,93%	5%	1,68%	100%	814	14
	3 Annan eftergymnasial utbildning	22%	6,30%	35%	6,94%	22%	5,76%	12%	4,36%	10%	4,00%	100%	384	13
	4 Kortare studier vid högskola/universitet	29%	9,02%	32%	8,09%	26%	8,30%	8%	3,92%	5%	2,78%	100%	239	6
	5 Examen från högskola/universitet (kand/mag/master/forskarexamen)	23%	4,96%	41%	5,53%	24%	4,62%	9%	2,81%	3%	1,47%	100%	604	7



F3K Viktigt Klimatsmart boende														
		1 Mycket viktigt		2 Ganska viktigt		3 Inte särskilt viktigt		4 Inte alls viktigt		5 Ingen uppfattning		Samtliga	Antal svar (oviktad)	Antal ej svar (oviktad)
		Procent	Fel +/-	Procent	Fel +/-	Procent	Fel +/-	Procent	Fel +/-	Procent	Fel +/-	Procent		
<b>Totalt</b>		23%	2,45%	42%	2,72%	22%	2,32%	7%	1,37%	6%	1,24%	100%	2647	88
<b>KÖN</b>	1 Kvinna	26%	3,40%	43%	3,75%	20%	3,16%	5%	1,53%	6%	1,80%	100%	1426	51
	2 Man	20%	3,54%	41%	3,94%	24%	3,39%	9%	2,24%	6%	1,71%	100%	1221	37
<b>ÅLDER</b>	1 18-24	34%	10,54%	39%	10,85%	17%	8,36%	5%	4,82%	5%	4,64%	100%	113	1
	2 25-34	28%	8,14%	34%	8,18%	26%	7,82%	6%	3,57%	5%	3,74%	100%	200	4
	3 35-44	23%	6,27%	40%	7,21%	24%	6,32%	9%	3,93%	4%	2,80%	100%	270	6
	4 45-54	18%	4,83%	45%	6,26%	23%	5,22%	10%	3,94%	4%	2,58%	100%	420	11
	5 55-64	21%	4,37%	46%	5,32%	23%	4,33%	6%	2,33%	5%	2,46%	100%	585	5
	6 65-74	21%	4,18%	46%	4,97%	18%	3,75%	7%	2,67%	8%	2,71%	100%	688	26
	7 75-84	17%	5,22%	43%	6,89%	18%	5,25%	7%	3,47%	14%	4,74%	100%	371	35
<b>KOMMUN</b>	1 Arboga	22%	7,25%	40%	9,09%	15%	5,63%	8%	5,73%	14%	6,47%	100%	198	11
	2 Fagersta	22%	6,96%	47%	7,96%	23%	6,61%	5%	2,94%	4%	2,57%	100%	203	4
	3 Hallstahammar	14%	5,51%	38%	8,18%	29%	7,90%	11%	4,93%	7%	4,31%	100%	218	10
	4 Kungsör	18%	5,50%	43%	7,03%	24%	6,12%	10%	4,48%	6%	3,15%	100%	233	10
	5 Köping	14%	4,70%	43%	7,02%	30%	7,20%	5%	2,78%	7%	3,43%	100%	273	11
	6 Norberg	19%	6,20%	40%	8,24%	22%	6,81%	7%	3,97%	12%	6,00%	100%	212	3
	7 Sala	23%	5,89%	48%	6,35%	18%	4,58%	7%	3,32%	4%	2,07%	100%	306	10
	8 Skinnkatteberg	25%	7,36%	38%	7,78%	17%	5,85%	9%	4,65%	11%	6,94%	100%	217	5
	9 Surahammar	18%	5,73%	41%	8,28%	27%	8,04%	8%	4,07%	6%	3,17%	100%	218	6
	10 Västerås	26%	4,03%	41%	4,36%	21%	3,66%	7%	2,18%	5%	1,93%	100%	569	18
<b>BOENDEORT</b>	1 I kommunens centralort	24%	3,10%	42%	3,46%	21%	2,91%	7%	1,72%	7%	1,73%	100%	1555	45
	2 I annan tätort i kommunen	27%	8,61%	38%	8,30%	27%	7,85%	5%	2,72%	4%	2,18%	100%	288	9
	3 Utanför tätort	21%	5,12%	45%	5,78%	21%	4,59%	7%	2,75%	7%	2,44%	100%	641	19
<b>FÖDELSELAND</b>	1 Sverige	21%	2,58%	43%	3,00%	23%	2,58%	7%	1,54%	6%	1,42%	100%	2209	60
	2 Europa Utom Norden	36%	14,51%	29%	11,68%	23%	14,44%	7%	7,41%	5%	4,68%	100%	88	3
	3 Norden utom Sverige	20%	8,02%	41%	9,54%	24%	8,45%	8%	6,01%	8%	4,87%	100%	185	15
	4 Övriga världen	37%	9,43%	38%	9,42%	16%	6,63%	5%	3,78%	4%	3,55%	100%	165	10
<b>UTBILDNING</b>	1 Grundskola	22%	5,08%	39%	6,16%	20%	4,61%	7%	3,52%	12%	3,89%	100%	551	43
	2 Gymnasieexamen	22%	4,48%	42%	4,84%	24%	4,14%	7%	2,47%	6%	2,20%	100%	815	13
	3 Annan eftergymnasial utbildning	25%	6,87%	41%	6,99%	19%	5,55%	9%	3,86%	6%	3,40%	100%	386	11
	4 Kortare studier vid högskola/universitet	22%	7,73%	47%	9,07%	18%	7,44%	8%	4,37%	5%	4,25%	100%	240	5
	5 Examen från högskola/universitet (kand/mag/master/forskarexamen)	25%	4,91%	41%	5,43%	24%	4,97%	7%	2,57%	4%	2,02%	100%	603	8

F4A Upplever Att det är tyst och lugnt												
		1 Stämmer mycket bra		2 Stämmer ganska bra		3 Stämmer ganska dåligt		4 Stämmer mycket dåligt		Samtliga	Antal svar (oviktad)	Antal ej svar (oviktad)
		Procent	Fel +/-	Procent	Fel +/-	Procent	Fel +/-	Procent	Fel +/-	Procent		
Totalt		50%	2,75%	42%	2,72%	6%	1,44%	2%	0,73%	100%	2690	45
KÖN	1 Kvinna	51%	3,78%	41%	3,73%	5%	1,69%	3%	1,22%	100%	1446	31
	2 Man	48%	4,00%	43%	3,95%	7%	2,31%	1%	0,82%	100%	1244	14
ÅLDER	1 18-24	42%	10,97%	43%	11,01%	11%	7,16%	4%	3,60%	100%	113	1
	2 25-34	51%	8,63%	40%	8,41%	8%	4,91%	1%	1,00%	100%	204	0
	3 35-44	55%	7,31%	37%	7,08%	6%	3,54%	2%	2,12%	100%	271	5
	4 45-54	46%	6,17%	46%	6,23%	4%	2,38%	3%	2,33%	100%	429	2
	5 55-64	49%	5,32%	46%	5,33%	4%	2,22%	1%	0,90%	100%	584	6
	6 65-74	51%	4,95%	41%	4,87%	5%	2,31%	2%	1,57%	100%	700	14
	7 75-84	54%	6,68%	41%	6,53%	4%	2,99%	1%	1,44%	100%	389	17
KOMMUN	1 Arboga	45%	8,82%	45%	8,90%	4%	2,72%	5%	5,08%	100%	207	2
	2 Fagersta	44%	7,74%	50%	7,92%	5%	3,45%	2%	1,91%	100%	206	1
	3 Hallstahammar	53%	8,41%	40%	8,27%	7%	4,45%	1%	0,75%	100%	219	9
	4 Kungsör	49%	7,09%	45%	7,11%	3%	2,56%	3%	2,92%	100%	235	8
	5 Köping	44%	6,98%	51%	7,11%	4%	3,50%	2%	1,42%	100%	278	6
	6 Norberg	48%	8,31%	43%	8,18%	9%	5,94%	0%	0,82%	100%	213	2
	7 Sala	58%	6,18%	35%	5,98%	5%	2,79%	1%	1,50%	100%	315	1
	8 Skinnskatteberg	69%	7,14%	25%	6,65%	4%	2,74%	2%	1,58%	100%	216	6
	9 Surahammar	56%	8,25%	40%	8,19%	1%	1,54%	3%	2,34%	100%	221	3
	10 Västerås	49%	4,42%	42%	4,35%	7%	2,38%	2%	1,13%	100%	580	7
BOENDEORT	1 I kommunens centralort	43%	3,46%	48%	3,50%	7%	1,93%	2%	0,92%	100%	1579	21
	2 I annan tätort i kommunen	47%	8,68%	45%	8,61%	7%	5,29%	1%	1,46%	100%	294	3
	3 Utanför tätort	74%	4,58%	22%	4,16%	2%	1,72%	2%	1,54%	100%	646	14
FÖDELSELAND	1 Sverige	51%	3,03%	41%	2,98%	6%	1,57%	2%	0,76%	100%	2239	30
	2 Europa Utom Norden	39%	14,24%	54%	14,64%	7%	8,45%	0%		100%	89	2
	3 Norden utom Sverige	45%	9,33%	45%	9,50%	5%	5,43%	6%	5,57%	100%	194	6
	4 Övriga världen	49%	9,52%	42%	9,45%	6%	4,97%	3%	2,85%	100%	168	7
UTBILDNING	1 Grundskola	52%	6,07%	39%	5,88%	5%	3,52%	4%	2,41%	100%	577	17
	2 Gymnasieexamen	47%	4,93%	44%	4,87%	8%	2,99%	1%	1,11%	100%	820	8
	3 Annan eftergymnasial utbildning	47%	7,20%	44%	7,18%	7%	3,81%	2%	2,45%	100%	389	8
	4 Kortare studier vid högskola/universitet	44%	8,91%	50%	9,11%	4%	3,89%	1%	1,75%	100%	239	6
	5 Examen från högskola/universitet (kand/mag/master/forskarexamen)	56%	5,52%	38%	5,38%	5%	2,50%	2%	1,23%	100%	608	3

F4B Upplever Att området är barnvänligt												
		1 Stämmer mycket bra		2 Stämmer ganska bra		3 Stämmer ganska dåligt		4 Stämmer mycket dåligt		Samtliga	Antal svar (oviktad)	Antal ej svar (oviktad)
		Procent	Fel +/-	Procent	Fel +/-	Procent	Fel +/-	Procent	Fel +/-	Procent		
<b>Totalt</b>		39%	2,76%	47%	2,75%	12%	1,82%	3%	0,83%	100%	2647	88
<b>KÖN</b>	1 Kvinna	44%	3,85%	42%	3,69%	12%	2,38%	3%	1,06%	100%	1421	56
	2 Man	34%	3,88%	51%	4,03%	12%	2,74%	3%	1,26%	100%	1226	32
<b>ÅLDER</b>	1 18-24	49%	11,11%	36%	10,66%	12%	6,96%	3%	3,10%	100%	113	1
	2 25-34	44%	8,63%	39%	8,33%	15%	6,24%	2%	2,13%	100%	204	0
	3 35-44	53%	7,33%	41%	7,19%	5%	2,99%	1%	1,65%	100%	270	6
	4 45-54	35%	5,81%	49%	6,25%	14%	4,49%	3%	1,85%	100%	427	4
	5 55-64	33%	5,02%	52%	5,34%	13%	3,69%	2%	1,68%	100%	582	8
	6 65-74	29%	4,53%	54%	4,99%	12%	3,13%	5%	2,39%	100%	681	33
	7 75-84	26%	6,27%	57%	6,90%	11%	4,47%	5%	2,98%	100%	370	36
<b>KOMMUN</b>	1 Arboga	34%	8,02%	50%	8,98%	13%	6,91%	4%	3,56%	100%	204	5
	2 Fagersta	30%	7,18%	54%	7,95%	13%	5,45%	3%	2,78%	100%	202	5
	3 Hallstahammar	40%	8,61%	48%	8,40%	9%	5,05%	3%	2,33%	100%	216	12
	4 Kungsör	37%	6,91%	46%	7,11%	14%	4,90%	3%	2,93%	100%	232	11
	5 Köping	35%	6,79%	51%	7,11%	12%	4,46%	2%	1,63%	100%	277	7
	6 Norberg	30%	7,82%	59%	8,13%	9%	3,48%	2%	1,89%	100%	211	4
	7 Sala	35%	6,38%	48%	6,36%	13%	4,37%	3%	1,73%	100%	304	12
	8 Skinnskatteberg	38%	8,26%	52%	8,44%	7%	4,37%	3%	2,14%	100%	212	10
	9 Surahammar	35%	7,52%	53%	8,19%	9%	3,65%	3%	2,51%	100%	219	5
	10 Västerås	42%	4,45%	43%	4,39%	12%	2,92%	3%	1,33%	100%	570	17
<b>BOENDEORT</b>	1 I kommunens centralort	35%	3,45%	50%	3,53%	12%	2,32%	3%	0,93%	100%	1557	43
	2 I annan tätort i kommunen	44%	8,84%	42%	8,49%	11%	5,85%	2%	3,13%	100%	289	8
	3 Utanför tätort	48%	5,87%	39%	5,39%	11%	3,84%	2%	1,62%	100%	638	22
<b>FÖDELSELAND</b>	1 Sverige	38%	3,04%	47%	3,03%	12%	1,98%	3%	0,86%	100%	2204	65
	2 Europa Utom Norden	41%	14,73%	46%	14,35%	11%	9,93%	3%	3,57%	100%	89	2
	3 Norden utom Sverige	34%	9,12%	54%	9,71%	9%	6,31%	2%	1,84%	100%	186	14
	4 Övriga världen	42%	9,36%	43%	9,39%	12%	6,48%	3%	3,82%	100%	168	7
<b>UTBILDNING</b>	1 Grundskola	30%	5,84%	50%	6,18%	17%	4,91%	4%	2,10%	100%	558	36
	2 Gymnasieexamen	34%	4,79%	53%	4,96%	10%	2,89%	3%	1,43%	100%	813	15
	3 Annan eftergymnasial utbildning	36%	6,97%	48%	7,31%	13%	5,39%	4%	2,62%	100%	380	17
	4 Kortare studier vid högskola/universitet	36%	8,78%	46%	9,02%	14%	7,09%	4%	3,97%	100%	238	7
	5 Examen från högskola/universitet (kand/mag/master/forskarexamen)	52%	5,56%	37%	5,26%	10%	3,22%	1%	1,01%	100%	604	7

F4C Upplever Närhet till natur, grönområden och parker												
		1 Stämmer mycket bra		2 Stämmer ganska bra		3 Stämmer ganska dåligt		4 Stämmer mycket dåligt		Samtliga	Antal svar (oviktad)	Antal ej svar (oviktad)
		Procent	Fel +/-	Procent	Fel +/-	Procent	Fel +/-	Procent	Fel +/-	Procent		
<b>Totalt</b>		60%	2,72%	35%	2,63%	5%	1,24%	0%	0,50%	100%	2673	62
<b>KÖN</b>	1 Kvinna	64%	3,64%	31%	3,51%	4%	1,55%	1%	0,64%	100%	1442	35
	2 Man	56%	4,00%	39%	3,90%	5%	1,94%	0%	0,78%	100%	1231	27
<b>ÅLDER</b>	1 18-24	65%	10,60%	27%	9,84%	4%	4,01%	4%	4,74%	100%	113	1
	2 25-34	58%	8,56%	37%	8,34%	5%	4,06%	0%		100%	202	2
	3 35-44	58%	7,29%	37%	7,19%	4%	2,80%	0%	0,28%	100%	271	5
	4 45-54	65%	6,05%	30%	5,74%	5%	3,27%	0%	0,13%	100%	429	2
	5 55-64	61%	5,27%	35%	5,14%	4%	2,35%	0%		100%	582	8
	6 65-74	56%	4,97%	38%	4,85%	6%	2,59%	0%	0,20%	100%	692	22
	7 75-84	52%	6,76%	42%	6,67%	6%	3,18%	0%	0,17%	100%	384	22
<b>KOMMUN</b>	1 Arboga	61%	8,84%	35%	8,61%	2%	2,15%	2%	3,31%	100%	202	7
	2 Fagersta	57%	7,91%	37%	7,68%	6%	4,32%	0%		100%	205	2
	3 Hallstahammar	59%	8,03%	38%	7,90%	2%	2,07%	0%	0,51%	100%	218	10
	4 Kungsör	59%	7,00%	34%	6,69%	7%	3,97%	0%	0,74%	100%	236	7
	5 Köping	58%	7,01%	38%	6,83%	4%	3,48%	0%		100%	281	3
	6 Norberg	69%	7,30%	29%	7,16%	2%	1,67%	0%	0,73%	100%	211	4
	7 Sala	68%	5,64%	29%	5,52%	2%	1,54%	0%		100%	308	8
	8 Skinnskatteberg	82%	7,47%	16%	7,37%	1%	1,45%	1%	1,28%	100%	213	9
	9 Surahammar	61%	8,28%	34%	8,20%	4%	2,84%	1%	1,14%	100%	220	4
	10 Västerås	58%	4,37%	36%	4,23%	6%	2,06%	1%	0,84%	100%	579	8
<b>BOENDEORT</b>	1 I kommunens centralort	54%	3,50%	40%	3,44%	6%	1,69%	0%	0,62%	100%	1571	29
	2 I annan tätort i kommunen	57%	8,63%	41%	8,50%	3%	3,32%	0%		100%	291	6
	3 Utanför tätort	85%	3,78%	13%	3,44%	1%	0,44%	1%	1,71%	100%	645	15
<b>FÖDELSELAND</b>	1 Sverige	61%	2,98%	34%	2,89%	4%	1,33%	0%	0,54%	100%	2226	43
	2 Europa Utom Norden	62%	13,61%	34%	13,24%	4%	4,39%	0%		100%	89	2
	3 Norden utom Sverige	60%	9,55%	33%	9,15%	7%	5,41%	0%		100%	190	10
	4 Övriga världen	50%	9,54%	40%	9,31%	8%	5,13%	1%	2,36%	100%	168	7
<b>UTBILDNING</b>	1 Grundskola	54%	6,09%	39%	5,90%	7%	3,45%	0%	0,30%	100%	569	25
	2 Gymnasieexamen	56%	4,94%	38%	4,84%	6%	2,47%	0%	0,09%	100%	817	11
	3 Annan eftergymnasial utbildning	58%	7,14%	35%	6,93%	5%	2,94%	1%	2,03%	100%	385	12
	4 Kortare studier vid högskola/universitet	58%	9,17%	35%	8,81%	6%	5,39%	1%	1,69%	100%	238	7
	5 Examen från högskola/universitet (kand/mag/master/forskarexamen)	68%	5,21%	29%	5,03%	3%	1,67%	1%	1,36%	100%	608	3

F4D Upplever Närhet till affärer och service												
		1 Stämmer mycket bra		2 Stämmer ganska bra		3 Stämmer ganska dåligt		4 Stämmer mycket dåligt		Samtliga	Antal svar (oviktad)	Antal ej svar (oviktad)
		Procent	Fel +/-	Procent	Fel +/-	Procent	Fel +/-	Procent	Fel +/-	Procent		
<b>Totalt</b>		35%	2,72%	43%	2,73%	16%	1,86%	6%	1,27%	100%	2668	67
<b>KÖN</b>	1 Kvinna	39%	3,76%	39%	3,67%	16%	2,57%	6%	1,84%	100%	1438	39
	2 Man	32%	3,92%	47%	4,01%	16%	2,69%	6%	1,77%	100%	1230	28
<b>ÅLDER</b>	1 18-24	46%	11,12%	35%	10,52%	9%	6,08%	10%	6,56%	100%	113	1
	2 25-34	45%	8,66%	43%	8,52%	8%	3,82%	4%	3,58%	100%	204	0
	3 35-44	29%	6,59%	46%	7,32%	19%	5,88%	6%	3,76%	100%	270	6
	4 45-54	33%	5,93%	45%	6,21%	17%	4,79%	4%	2,00%	100%	426	5
	5 55-64	33%	5,11%	42%	5,27%	19%	4,14%	5%	2,11%	100%	582	8
	6 65-74	29%	4,59%	44%	4,95%	21%	4,03%	6%	2,07%	100%	691	23
	7 75-84	34%	6,51%	41%	6,67%	18%	5,02%	7%	3,54%	100%	382	24
<b>KOMMUN</b>	1 Arboga	32%	7,83%	41%	8,88%	24%	8,19%	4%	3,79%	100%	204	5
	2 Fagersta	42%	7,81%	43%	7,94%	14%	5,32%	1%	1,39%	100%	204	3
	3 Hallstahammar	32%	8,03%	51%	8,45%	15%	4,93%	2%	1,72%	100%	217	11
	4 Kungsör	27%	6,62%	45%	7,08%	20%	5,55%	8%	3,87%	100%	232	11
	5 Köping	32%	6,72%	46%	7,11%	16%	4,92%	6%	2,84%	100%	278	6
	6 Norberg	33%	8,13%	44%	8,29%	19%	6,24%	4%	2,27%	100%	212	3
	7 Sala	30%	6,10%	43%	6,22%	14%	4,00%	12%	4,15%	100%	311	5
	8 Skinnskatteberg	20%	5,74%	36%	8,15%	34%	8,35%	10%	4,46%	100%	215	7
	9 Surahammar	20%	5,86%	49%	8,38%	25%	6,44%	6%	3,52%	100%	220	4
	10 Västerås	39%	4,39%	41%	4,36%	14%	2,92%	6%	2,07%	100%	575	12
<b>BOENDEORT</b>	1 I kommunens centralort	44%	3,51%	45%	3,48%	10%	1,98%	1%	0,87%	100%	1573	27
	2 I annan tätort i kommunen	30%	8,77%	42%	8,51%	18%	5,97%	10%	5,08%	100%	291	6
	3 Utanför tätort	9%	3,62%	35%	5,50%	36%	5,46%	20%	4,98%	100%	639	21
<b>FÖDELSELAND</b>	1 Sverige	35%	2,99%	43%	3,00%	16%	2,06%	6%	1,36%	100%	2225	44
	2 Europa Utom Norden	36%	13,82%	53%	14,51%	11%	8,11%	0%	0,47%	100%	89	2
	3 Norden utom Sverige	28%	8,21%	42%	9,52%	21%	8,21%	9%	6,21%	100%	190	10
	4 Övriga världen	42%	9,64%	38%	9,20%	13%	6,10%	7%	5,41%	100%	164	11
<b>UTBILDNING</b>	1 Grundskola	36%	6,15%	40%	5,87%	17%	4,39%	7%	3,59%	100%	562	32
	2 Gymnasieexamen	37%	4,90%	44%	4,90%	14%	3,18%	4%	1,83%	100%	818	10
	3 Annan eftergymnasial utbildning	34%	7,14%	44%	7,14%	16%	4,95%	6%	3,39%	100%	387	10
	4 Kortare studier vid högskola/universitet	37%	9,12%	40%	8,84%	17%	5,98%	7%	4,61%	100%	239	6
	5 Examen från högskola/universitet (kand/mag/master/forskarexamen)	33%	5,35%	43%	5,52%	17%	3,87%	6%	2,62%	100%	609	2

F4E Upplever Närhet till skola och barnomsorg												
		1 Stämmer mycket bra		2 Stämmer ganska bra		3 Stämmer ganska dåligt		4 Stämmer mycket dåligt		Samtliga	Antal svar (oviktad)	Antal ej svar (oviktad)
		Procent	Fel +/-	Procent	Fel +/-	Procent	Fel +/-	Procent	Fel +/-	Procent		
<b>Totalt</b>		43%	2,83%	39%	2,69%	12%	1,61%	6%	1,26%	100%	2605	130
<b>KÖN</b>	1 Kvinna	48%	3,87%	36%	3,60%	11%	2,09%	6%	1,69%	100%	1396	81
	2 Man	39%	4,09%	42%	3,96%	14%	2,43%	5%	1,86%	100%	1209	49
<b>ÅLDER</b>	1 18-24	56%	10,98%	27%	9,72%	9%	6,08%	8%	6,16%	100%	113	1
	2 25-34	55%	8,56%	36%	8,18%	5%	3,53%	4%	3,55%	100%	204	0
	3 35-44	49%	7,37%	43%	7,27%	5%	2,39%	3%	2,66%	100%	268	8
	4 45-54	44%	6,22%	38%	6,05%	16%	4,46%	3%	1,89%	100%	426	5
	5 55-64	37%	5,27%	42%	5,26%	16%	3,83%	5%	2,09%	100%	578	12
	6 65-74	27%	4,62%	43%	5,00%	19%	4,05%	10%	3,06%	100%	663	51
	7 75-84	28%	6,66%	45%	6,96%	16%	5,11%	12%	4,62%	100%	353	53
<b>KOMMUN</b>	1 Arboga	34%	8,41%	49%	9,20%	11%	4,90%	5%	4,51%	100%	196	13
	2 Fagersta	44%	7,97%	38%	7,83%	13%	5,26%	4%	2,76%	100%	202	5
	3 Hallstahammar	41%	9,13%	40%	7,96%	13%	5,22%	5%	2,81%	100%	208	20
	4 Kungsör	40%	7,18%	38%	6,93%	16%	5,60%	5%	3,45%	100%	224	19
	5 Köping	37%	6,99%	45%	7,15%	14%	4,95%	3%	1,74%	100%	273	11
	6 Norberg	30%	7,86%	50%	8,46%	16%	5,60%	5%	2,48%	100%	207	8
	7 Sala	29%	6,15%	47%	6,33%	18%	4,71%	6%	2,87%	100%	306	10
	8 Skinnskatteberg	28%	7,97%	31%	8,26%	27%	7,11%	14%	5,07%	100%	209	13
	9 Surahammar	36%	7,54%	45%	8,58%	15%	4,90%	5%	2,87%	100%	218	6
	10 Västerås	49%	4,50%	35%	4,25%	10%	2,45%	6%	2,10%	100%	562	25
<b>BOENDEORT</b>	1 I kommunens centralort	47%	3,57%	40%	3,43%	9%	1,91%	4%	1,48%	100%	1529	71
	2 I annan tätort i kommunen	47%	8,89%	42%	8,68%	5%	2,57%	6%	3,03%	100%	286	11
	3 Utanför tätort	23%	5,55%	38%	5,70%	26%	4,61%	13%	3,99%	100%	628	32
<b>FÖDELSELAND</b>	1 Sverige	43%	3,11%	39%	2,96%	13%	1,75%	5%	1,38%	100%	2172	97
	2 Europa Utom Norden	45%	14,90%	42%	14,44%	11%	8,53%	2%	1,64%	100%	88	3
	3 Norden utom Sverige	31%	9,35%	45%	9,85%	17%	8,11%	7%	5,17%	100%	178	22
	4 Övriga världen	49%	9,52%	35%	8,93%	8%	5,34%	7%	4,87%	100%	167	8
<b>UTBILDNING</b>	1 Grundskola	35%	6,24%	45%	6,19%	13%	3,98%	7%	3,72%	100%	539	55
	2 Gymnasieexamen	44%	5,04%	39%	4,78%	13%	2,87%	4%	1,78%	100%	807	21
	3 Annan eftergymnasial utbildning	38%	7,48%	41%	6,85%	15%	5,27%	7%	4,04%	100%	378	19
	4 Kortare studier vid högskola/universitet	45%	9,25%	36%	8,56%	14%	5,99%	4%	2,92%	100%	236	9
	5 Examen från högskola/universitet (kand/mag/master/forskarexamen)	47%	5,64%	37%	5,49%	9%	2,54%	6%	2,64%	100%	595	16

F4F Upplever Valfungerande nära kollektivtrafik												
		1 Stämmer mycket bra		2 Stämmer ganska bra		3 Stämmer ganska dåligt		4 Stämmer mycket dåligt		Samtliga	Antal svar (oviktad)	Antal ej svar (oviktad)
		Procent	Fel +/-	Procent	Fel +/-	Procent	Fel +/-	Procent	Fel +/-	Procent		
Totalt		37%	2,82%	37%	2,64%	15%	1,71%	11%	1,51%	100%	2649	86
KÖN	1 Kvinna	40%	3,87%	33%	3,51%	14%	2,26%	12%	2,23%	100%	1426	51
	2 Man	34%	4,09%	40%	3,93%	16%	2,58%	10%	2,02%	100%	1223	35
ÅLDER	1 18-24	54%	10,98%	27%	9,64%	7%	5,13%	11%	6,66%	100%	113	1
	2 25-34	45%	8,76%	34%	8,14%	12%	4,94%	8%	4,12%	100%	203	1
	3 35-44	34%	7,26%	39%	7,14%	18%	5,28%	9%	3,88%	100%	269	7
	4 45-54	34%	6,10%	42%	6,19%	16%	4,02%	9%	2,99%	100%	427	4
	5 55-64	32%	5,36%	36%	5,07%	18%	3,72%	13%	3,26%	100%	581	9
	6 65-74	30%	4,87%	41%	4,95%	14%	2,86%	15%	3,22%	100%	683	31
	7 75-84	35%	6,87%	34%	6,39%	19%	4,95%	13%	4,15%	100%	373	33
KOMMUN	1 Arboga	11%	5,28%	42%	9,21%	24%	6,71%	24%	7,93%	100%	200	9
	2 Fagersta	24%	6,52%	37%	7,81%	30%	7,33%	9%	4,63%	100%	203	4
	3 Hallstahammar	39%	8,48%	43%	8,30%	12%	5,41%	6%	3,11%	100%	217	11
	4 Kungsör	16%	5,13%	39%	7,06%	31%	6,47%	14%	5,27%	100%	230	13
	5 Köping	16%	6,08%	39%	6,82%	26%	6,06%	19%	5,53%	100%	275	9
	6 Norberg	20%	7,26%	33%	7,65%	26%	7,42%	21%	6,56%	100%	211	4
	7 Sala	24%	5,92%	40%	6,12%	18%	4,77%	18%	4,64%	100%	309	7
	8 Skinnskatteberg	12%	4,81%	28%	8,08%	33%	8,13%	27%	7,19%	100%	209	13
	9 Surahammar	18%	7,47%	41%	7,81%	25%	7,99%	15%	5,23%	100%	221	3
	10 Västerås	50%	4,45%	35%	4,21%	8%	2,38%	7%	2,12%	100%	574	13
BOENDEORT	1 I kommunens centralort	43%	3,58%	39%	3,39%	13%	1,98%	6%	1,33%	100%	1559	41
	2 I annan tätort i kommunen	35%	8,87%	42%	8,61%	16%	5,18%	7%	4,29%	100%	289	8
	3 Utanför tätort	15%	4,68%	28%	5,20%	23%	4,84%	33%	5,36%	100%	638	22
FÖDELSELAND	1 Sverige	36%	3,10%	36%	2,89%	15%	1,91%	12%	1,73%	100%	2214	55
	2 Europa Utom Norden	41%	14,90%	33%	13,74%	21%	10,20%	4%	4,82%	100%	88	3
	3 Norden utom Sverige	25%	9,00%	44%	9,80%	21%	7,85%	10%	5,45%	100%	181	19
	4 Övriga världen	45%	9,61%	39%	9,31%	9%	4,69%	6%	4,29%	100%	166	9
UTBILDNING	1 Grundskola	33%	5,98%	41%	6,08%	14%	4,23%	12%	3,45%	100%	557	37
	2 Gymnasieexamen	35%	5,08%	38%	4,76%	17%	3,15%	9%	2,54%	100%	813	15
	3 Annan eftergymnasial utbildning	35%	7,33%	35%	6,77%	15%	4,72%	14%	4,84%	100%	383	14
	4 Kortare studier vid högskola/universitet	51%	9,10%	28%	7,65%	10%	3,64%	11%	4,30%	100%	239	6
	5 Examen från högskola/universitet (kand/mag/master/forskarexamen)	38%	5,58%	36%	5,38%	15%	3,51%	11%	3,06%	100%	605	6

F4G Upplever Att det finns ett levande kulturliv i området												
		1 Stämmer mycket bra		2 Stämmer ganska bra		3 Stämmer ganska dåligt		4 Stämmer mycket dåligt		Samtliga	Antal svar (oviktad)	Antal ej svar (oviktad)
		Procent	Fel +/-	Procent	Fel +/-	Procent	Fel +/-	Procent	Fel +/-	Procent		
Totalt		9%	1,77%	33%	2,56%	44%	2,77%	14%	1,98%	100%	2616	119
KÖN	1 Kvinna	10%	2,26%	36%	3,65%	40%	3,78%	14%	2,62%	100%	1407	70
	2 Man	9%	2,72%	29%	3,56%	47%	4,04%	14%	2,96%	100%	1209	49
ÅLDER	1 18-24	20%	9,66%	29%	9,76%	37%	10,74%	13%	7,78%	100%	111	3
	2 25-34	8%	4,79%	32%	8,17%	46%	8,71%	14%	6,06%	100%	199	5
	3 35-44	8%	3,89%	30%	6,73%	46%	7,36%	17%	5,78%	100%	267	9
	4 45-54	9%	3,70%	32%	5,63%	43%	6,27%	16%	4,77%	100%	420	11
	5 55-64	7%	2,91%	34%	4,99%	47%	5,36%	12%	3,36%	100%	578	12
	6 65-74	8%	2,96%	37%	4,75%	42%	5,04%	12%	3,12%	100%	675	39
	7 75-84	9%	4,02%	37%	6,59%	40%	6,85%	13%	4,75%	100%	366	40
KOMMUN	1 Arboga	5%	2,73%	36%	8,02%	47%	9,16%	12%	6,36%	100%	201	8
	2 Fagersta	5%	3,54%	39%	7,78%	46%	7,93%	10%	4,84%	100%	202	5
	3 Hallstahammar	9%	6,25%	39%	7,94%	40%	8,66%	12%	4,76%	100%	212	16
	4 Kungsör	8%	3,85%	30%	6,43%	48%	7,25%	14%	5,13%	100%	226	17
	5 Köping	7%	3,90%	32%	6,40%	47%	7,16%	14%	4,62%	100%	275	9
	6 Norberg	16%	7,16%	47%	8,47%	29%	7,41%	8%	4,17%	100%	205	10
	7 Sala	8%	3,91%	37%	6,24%	41%	6,15%	15%	4,32%	100%	307	9
	8 Skinnskatteberg	14%	5,44%	45%	8,58%	30%	8,34%	10%	4,55%	100%	206	16
	9 Surahammar	3%	2,10%	37%	7,48%	46%	8,57%	14%	5,12%	100%	218	6
	10 Västerås	11%	2,92%	30%	4,10%	44%	4,44%	15%	3,25%	100%	564	23
BOENDEORT	1 I kommunens centralort	10%	2,23%	35%	3,32%	43%	3,51%	12%	2,34%	100%	1544	56
	2 I annan tätort i kommunen	6%	4,65%	34%	8,17%	43%	8,66%	16%	7,24%	100%	289	8
	3 Utanför tätort	7%	4,04%	27%	4,91%	46%	5,86%	21%	4,73%	100%	626	34
FÖDELSELAND	1 Sverige	8%	1,71%	33%	2,83%	46%	3,06%	14%	2,16%	100%	2179	90
	2 Europa Utom Norden	14%	11,28%	34%	12,70%	36%	14,44%	16%	11,38%	100%	89	2
	3 Norden utom Sverige	9%	5,66%	38%	9,29%	42%	9,73%	11%	6,79%	100%	185	15
	4 Övriga världen	22%	8,37%	29%	8,71%	33%	8,97%	16%	6,95%	100%	163	12
UTBILDNING	1 Grundskola	13%	4,72%	39%	6,16%	35%	5,84%	13%	4,09%	100%	546	48
	2 Gymnasieexamen	7%	3,01%	35%	4,69%	44%	4,93%	14%	3,65%	100%	805	23
	3 Annan eftergymnasial utbildning	10%	4,32%	35%	6,92%	44%	7,22%	11%	4,77%	100%	379	18
	4 Kortare studier vid högskola/universitet	7%	4,78%	40%	9,06%	39%	8,82%	14%	6,44%	100%	235	10
	5 Examen från högskola/universitet (kand/mag/master/forskarexamen)	10%	3,57%	24%	4,40%	51%	5,59%	16%	4,07%	100%	600	11



F4H Upplever Att det finns ett restaurang- och krogutbud i området												
		1 Stämmer mycket bra		2 Stämmer ganska bra		3 Stämmer ganska dåligt		4 Stämmer mycket dåligt		Samtliga	Antal svar (oviktad)	Antal ej svar (oviktad)
		Procent	Fel +/-	Procent	Fel +/-	Procent	Fel +/-	Procent	Fel +/-	Procent		
Totalt		17%	2,30%	33%	2,61%	34%	2,61%	16%	1,85%	100%	2643	92
KÖN	1 Kvinna	19%	3,22%	33%	3,60%	32%	3,51%	16%	2,51%	100%	1428	49
	2 Man	15%	3,27%	34%	3,79%	35%	3,86%	16%	2,71%	100%	1215	43
ÅLDER	1 18-24	31%	10,59%	31%	10,08%	29%	10,00%	10%	6,17%	100%	113	1
	2 25-34	19%	7,08%	33%	8,28%	36%	8,23%	12%	4,87%	100%	204	0
	3 35-44	15%	5,53%	29%	6,63%	37%	7,06%	19%	5,81%	100%	269	7
	4 45-54	16%	4,81%	34%	5,88%	34%	5,91%	16%	4,36%	100%	427	4
	5 55-64	16%	4,17%	36%	5,19%	31%	4,87%	17%	3,73%	100%	580	10
	6 65-74	13%	3,64%	35%	4,79%	34%	4,73%	18%	3,62%	100%	684	30
	7 75-84	14%	5,22%	35%	6,61%	31%	6,44%	20%	5,18%	100%	366	40
KOMMUN	1 Arboga	10%	4,55%	26%	7,07%	40%	9,19%	24%	8,23%	100%	200	9
	2 Fagersta	16%	5,80%	36%	7,65%	32%	7,28%	16%	6,18%	100%	204	3
	3 Hallstahammar	13%	6,72%	39%	8,29%	32%	7,57%	16%	5,80%	100%	217	11
	4 Kungsör	14%	5,65%	33%	6,63%	35%	7,02%	18%	4,87%	100%	228	15
	5 Köping	12%	5,05%	36%	6,90%	32%	6,67%	20%	5,32%	100%	275	9
	6 Norberg	16%	7,34%	32%	7,44%	34%	8,14%	18%	6,03%	100%	207	8
	7 Sala	13%	4,88%	30%	5,68%	34%	6,04%	23%	5,07%	100%	309	7
	8 Skinnskatteberg	5%	3,38%	26%	7,70%	33%	7,99%	37%	7,83%	100%	215	7
	9 Surahammar	3%	2,12%	25%	6,21%	49%	8,40%	23%	8,13%	100%	217	7
	10 Västerås	22%	3,78%	34%	4,21%	32%	4,17%	12%	2,76%	100%	571	16
BOENDEORT	1 I kommunens centralort	21%	3,08%	38%	3,38%	32%	3,29%	9%	1,78%	100%	1559	41
	2 I annan tätort i kommunen	13%	6,32%	31%	8,29%	37%	8,39%	18%	6,39%	100%	290	7
	3 Utanför tätort	6%	3,42%	16%	3,88%	40%	5,77%	39%	5,65%	100%	634	26
FÖDELSELAND	1 Sverige	15%	2,45%	34%	2,89%	35%	2,89%	16%	2,03%	100%	2206	63
	2 Europa Utom Norden	18%	12,19%	34%	13,22%	32%	14,31%	15%	10,17%	100%	87	4
	3 Norden utom Sverige	21%	8,72%	28%	8,01%	30%	8,95%	22%	8,28%	100%	186	14
	4 Övriga världen	29%	8,83%	32%	9,01%	27%	8,55%	12%	5,95%	100%	164	11
UTBILDNING	1 Grundskola	21%	5,64%	30%	5,61%	28%	5,36%	21%	5,09%	100%	550	44
	2 Gymnasieexamen	18%	4,19%	37%	4,81%	29%	4,44%	16%	3,28%	100%	810	18
	3 Annan eftergymnasial utbildning	14%	5,20%	35%	7,01%	35%	6,83%	16%	5,16%	100%	384	13
	4 Kortare studier vid högskola/universitet	19%	8,25%	37%	8,76%	30%	8,07%	14%	5,43%	100%	240	5
	5 Examen från högskola/universitet (kand/mag/master/forskarexamen)	15%	4,31%	29%	5,01%	42%	5,50%	15%	3,47%	100%	608	3

F41 Upplever Vål fungerande bredband i bostaden												
		1 Stämmer mycket bra		2 Stämmer ganska bra		3 Stämmer ganska dåligt		4 Stämmer mycket dåligt		Samtliga	Antal svar (oviktad)	Antal ej svar (oviktad)
		Procent	Fel +/-	Procent	Fel +/-	Procent	Fel +/-	Procent	Fel +/-	Procent		
<b>Totalt</b>		53%	2,77%	31%	2,55%	9%	1,60%	7%	1,13%	100%	2631	104
<b>KÖN</b>	1 Kvinna	52%	3,82%	31%	3,46%	10%	2,42%	7%	1,56%	100%	1409	68
	2 Man	54%	4,00%	31%	3,73%	8%	2,09%	7%	1,64%	100%	1222	36
<b>ÅLDER</b>	1 18-24	52%	11,19%	30%	10,38%	13%	7,52%	4%	3,63%	100%	111	3
	2 25-34	57%	8,50%	27%	7,51%	13%	5,63%	3%	2,60%	100%	202	2
	3 35-44	50%	7,39%	36%	7,14%	9%	3,67%	6%	3,10%	100%	267	9
	4 45-54	54%	6,17%	30%	5,72%	7%	3,01%	8%	2,80%	100%	426	5
	5 55-64	56%	5,23%	29%	4,74%	7%	2,44%	8%	2,65%	100%	582	8
	6 65-74	52%	5,00%	31%	4,56%	7%	2,16%	10%	2,85%	100%	680	34
	7 75-84	46%	7,00%	36%	6,61%	9%	3,81%	9%	3,45%	100%	363	43
<b>KOMMUN</b>	1 Arboga	41%	8,42%	36%	9,13%	15%	7,60%	8%	4,48%	100%	202	7
	2 Fagersta	50%	7,94%	38%	7,73%	7%	4,28%	5%	3,79%	100%	203	4
	3 Hallstahammar	54%	8,40%	32%	7,57%	6%	3,35%	8%	3,77%	100%	211	17
	4 Kungsör	48%	7,20%	33%	6,87%	11%	4,63%	8%	3,45%	100%	228	15
	5 Köping	49%	7,09%	37%	6,94%	9%	4,16%	5%	3,05%	100%	274	10
	6 Norberg	36%	7,88%	33%	7,64%	15%	6,48%	17%	6,87%	100%	209	6
	7 Sala	30%	6,03%	32%	5,88%	19%	5,14%	19%	4,70%	100%	305	11
	8 Skinnskatteberg	33%	8,10%	31%	7,44%	15%	7,07%	21%	6,52%	100%	211	11
	9 Surahammar	45%	8,34%	29%	8,00%	16%	5,29%	10%	4,28%	100%	219	5
	10 Västerås	60%	4,37%	28%	4,02%	7%	2,44%	4%	1,60%	100%	569	18
<b>BOENDEORT</b>	1 I kommunens centralort	57%	3,48%	32%	3,28%	7%	1,80%	3%	1,07%	100%	1545	55
	2 I annan tätort i kommunen	56%	8,73%	29%	7,97%	10%	5,39%	5%	2,75%	100%	285	12
	3 Utanför tätort	36%	5,87%	26%	4,93%	17%	4,48%	21%	4,25%	100%	637	23
<b>FÖDELSELAND</b>	1 Sverige	53%	3,03%	30%	2,76%	10%	1,80%	7%	1,18%	100%	2201	68
	2 Europa Utom Norden	55%	14,67%	30%	13,38%	9%	9,73%	5%	5,07%	100%	88	3
	3 Norden utom Sverige	46%	9,87%	35%	9,71%	9%	4,55%	9%	5,42%	100%	180	20
	4 Övriga världen	51%	9,69%	36%	9,24%	7%	4,25%	7%	4,94%	100%	162	13
<b>UTBILDNING</b>	1 Grundskola	45%	6,29%	33%	5,74%	14%	4,73%	8%	2,23%	100%	544	50
	2 Gymnasieexamen	53%	4,94%	31%	4,49%	9%	2,64%	7%	2,30%	100%	808	20
	3 Annan eftergymnasial utbildning	48%	7,26%	37%	7,32%	6%	2,83%	9%	3,83%	100%	382	15
	4 Kortare studier vid högskola/universitet	55%	9,14%	31%	8,66%	9%	5,78%	5%	2,88%	100%	237	8
	5 Examen från högskola/universitet (kand/mag/master/forskarexamen)	59%	5,37%	26%	4,80%	9%	3,17%	6%	1,85%	100%	607	4

F4J Upplever Närhet till arbetsplats /studier												
		1 Stämmer mycket bra		2 Stämmer ganska bra		3 Stämmer ganska dåligt		4 Stämmer mycket dåligt		Samtliga	Antal svar (oviktad)	Antal ej svar (oviktad)
		Procent	Fel +/-	Procent	Fel +/-	Procent	Fel +/-	Procent	Fel +/-	Procent		
Totalt		25%	2,61%	39%	2,77%	24%	2,33%	12%	1,72%	100%	2527	208
KÖN	1 Kvinna	27%	3,76%	37%	3,77%	23%	3,24%	12%	2,16%	100%	1343	134
	2 Man	23%	3,60%	40%	4,04%	25%	3,35%	12%	2,64%	100%	1184	74
ÅLDER	1 18-24	30%	10,33%	40%	10,87%	15%	7,28%	15%	8,27%	100%	113	1
	2 25-34	38%	8,57%	38%	8,31%	18%	6,69%	6%	3,70%	100%	203	1
	3 35-44	26%	6,44%	44%	7,34%	22%	5,94%	9%	4,00%	100%	270	6
	4 45-54	25%	5,21%	39%	6,19%	26%	5,45%	10%	3,77%	100%	425	6
	5 55-64	23%	4,63%	40%	5,27%	27%	4,84%	10%	2,87%	100%	572	18
	6 65-74	13%	3,67%	38%	5,08%	30%	4,73%	19%	4,06%	100%	629	85
	7 75-84	12%	5,32%	27%	6,11%	38%	7,46%	23%	6,21%	100%	315	91
KOMMUN	1 Arboga	21%	6,39%	45%	9,55%	21%	7,30%	12%	5,49%	100%	185	24
	2 Fagersta	28%	7,34%	40%	7,96%	22%	6,68%	10%	4,28%	100%	199	8
	3 Hallstahammar	28%	8,79%	42%	8,70%	17%	5,40%	12%	4,60%	100%	202	26
	4 Kungsör	22%	6,58%	37%	6,87%	27%	6,44%	14%	4,59%	100%	225	18
	5 Köping	22%	6,12%	44%	7,32%	24%	6,04%	10%	3,55%	100%	264	20
	6 Norberg	20%	7,70%	37%	8,22%	27%	7,69%	15%	5,48%	100%	199	16
	7 Sala	22%	5,54%	34%	6,12%	27%	5,75%	17%	4,90%	100%	293	23
	8 Skinnskatteberg	21%	8,17%	27%	7,15%	25%	6,68%	27%	8,24%	100%	200	22
	9 Surahammar	13%	4,85%	36%	9,11%	35%	7,44%	17%	5,55%	100%	213	11
	10 Västerås	27%	4,23%	38%	4,41%	24%	3,74%	11%	2,76%	100%	547	40
BOENDEORT	1 I kommunens centralort	30%	3,44%	37%	3,46%	23%	2,99%	9%	2,01%	100%	1472	128
	2 I annan tätort i kommunen	23%	8,21%	37%	8,60%	29%	7,79%	10%	4,70%	100%	284	13
	3 Utanför tätort	9%	3,48%	38%	6,00%	31%	5,08%	22%	4,94%	100%	617	43
FÖDELSELAND	1 Sverige	25%	2,86%	39%	3,05%	24%	2,55%	12%	1,87%	100%	2108	161
	2 Europa Utom Norden	21%	12,47%	30%	13,09%	39%	14,79%	9%	10,80%	100%	83	8
	3 Norden utom Sverige	18%	7,62%	36%	9,92%	33%	9,71%	13%	6,39%	100%	171	29
	4 Övriga världen	30%	9,22%	41%	9,48%	19%	6,78%	10%	5,67%	100%	165	10
UTBILDNING	1 Grundskola	20%	5,46%	43%	6,51%	20%	4,57%	17%	4,95%	100%	513	81
	2 Gymnasieexamen	23%	4,42%	42%	4,98%	23%	4,11%	12%	3,31%	100%	784	44
	3 Annan eftergymnasial utbildning	25%	6,69%	36%	7,02%	30%	6,92%	8%	3,48%	100%	367	30
	4 Kortare studier vid högskola/universitet	32%	9,25%	31%	8,52%	24%	7,42%	13%	5,61%	100%	228	17
	5 Examen från högskola/universitet (kand/mag/master/forskarexamen)	28%	5,27%	38%	5,53%	24%	4,60%	11%	3,01%	100%	590	21

F4K Upplever Klimatsmart boende												
		1 Stämmer mycket bra		2 Stämmer ganska bra		3 Stämmer ganska dåligt		4 Stämmer mycket dåligt		Samtliga	Antal svar (oviktad)	Antal ej svar (oviktad)
		Procent	Fel +/-	Procent	Fel +/-	Procent	Fel +/-	Procent	Fel +/-	Procent		
<b>Totalt</b>		8%	1,57%	26%	2,43%	44%	2,78%	22%	2,41%	100%	2585	150
<b>KÖN</b>	1 Kvinna	8%	2,05%	26%	3,33%	41%	3,77%	25%	3,48%	100%	1390	87
	2 Man	8%	2,38%	26%	3,52%	47%	4,06%	20%	3,31%	100%	1195	63
<b>ÅLDER</b>	1 18-24	11%	7,55%	23%	9,23%	39%	10,82%	27%	9,96%	100%	112	2
	2 25-34	11%	5,74%	23%	7,45%	40%	8,60%	26%	7,74%	100%	197	7
	3 35-44	5%	3,22%	28%	6,70%	44%	7,35%	23%	6,28%	100%	266	10
	4 45-54	5%	2,48%	24%	5,50%	49%	6,31%	22%	5,30%	100%	417	14
	5 55-64	7%	2,49%	22%	4,29%	52%	5,35%	19%	4,29%	100%	576	14
	6 65-74	8%	2,87%	33%	4,65%	42%	5,01%	17%	3,89%	100%	669	45
	7 75-84	6%	2,61%	31%	6,56%	38%	7,00%	25%	6,25%	100%	348	58
<b>KOMMUN</b>	1 Arboga	9%	4,55%	28%	8,37%	37%	8,77%	26%	8,89%	100%	191	18
	2 Fagersta	9%	5,32%	28%	7,03%	46%	8,10%	16%	5,66%	100%	198	9
	3 Hallstahammar	11%	6,65%	26%	6,98%	43%	8,54%	20%	7,36%	100%	205	23
	4 Kungsör	7%	3,61%	32%	6,54%	41%	7,07%	21%	6,42%	100%	226	17
	5 Köping	8%	3,56%	30%	6,42%	49%	7,25%	14%	4,51%	100%	269	15
	6 Norberg	7%	4,18%	27%	7,80%	35%	7,82%	30%	7,93%	100%	206	9
	7 Sala	7%	3,62%	28%	5,75%	45%	6,36%	19%	4,90%	100%	305	11
	8 Skinnskatteberg	5%	2,96%	27%	6,65%	42%	8,54%	25%	7,83%	100%	211	11
	9 Surahammar	5%	2,72%	18%	5,26%	52%	8,34%	26%	6,77%	100%	215	9
	10 Västerås	7%	2,52%	25%	3,89%	44%	4,44%	24%	3,92%	100%	559	28
<b>BOENDEORT</b>	1 I kommunens centralort	8%	2,04%	23%	2,94%	46%	3,54%	23%	3,10%	100%	1519	81
	2 I annan tätort i kommunen	6%	4,86%	29%	7,83%	45%	8,82%	20%	7,32%	100%	283	14
	3 Utanför tätort	7%	3,33%	38%	5,84%	35%	5,31%	19%	4,76%	100%	625	35
<b>FÖDELSELAND</b>	1 Sverige	5%	1,42%	25%	2,61%	46%	3,08%	23%	2,68%	100%	2154	115
	2 Europa Utom Norden	25%	13,88%	12%	6,85%	38%	13,97%	25%	13,69%	100%	88	3
	3 Norden utom Sverige	8%	5,20%	29%	9,10%	43%	9,69%	20%	8,88%	100%	179	21
	4 Övriga världen	18%	7,26%	38%	9,41%	29%	8,63%	15%	7,26%	100%	164	11
<b>UTBILDNING</b>	1 Grundskola	10%	3,32%	33%	5,89%	39%	6,24%	18%	4,83%	100%	537	57
	2 Gymnasieexamen	6%	2,24%	23%	4,12%	47%	5,01%	25%	4,52%	100%	792	36
	3 Annan eftergymnasial utbildning	8%	3,92%	27%	6,66%	42%	7,15%	23%	6,29%	100%	377	20
	4 Kortare studier vid högskola/universitet	9%	6,56%	24%	7,76%	43%	9,09%	24%	7,87%	100%	231	14
	5 Examen från högskola/universitet (kand/mag/master/forskarexamen)	7%	3,24%	26%	4,84%	46%	5,55%	21%	4,72%	100%	598	13

F5 Planerar du att byta bostad inom 12 månader?		1 Ja		2 Nej		Samtliga	Antal svar (oviktad)	Antal ej svar (oviktad)
		Procent	Fel +/-	Procent	Fel +/-	Procent		
<b>Totalt</b>		15%	2,25%	85%	2,25%	100%	2654	81
<b>KÖN</b>	1 Kvinna	15%	3,11%	85%	3,11%	100%	1433	44
	2 Man	15%	3,26%	85%	3,26%	100%	1221	37
<b>ÅLDER</b>	1 18-24	40%	10,95%	60%	10,95%	100%	111	3
	2 25-34	24%	7,58%	76%	7,58%	100%	202	2
	3 35-44	13%	5,03%	87%	5,03%	100%	273	3
	4 45-54	13%	4,31%	87%	4,31%	100%	422	9
	5 55-64	9%	3,43%	91%	3,43%	100%	576	14
	6 65-74	6%	2,51%	94%	2,51%	100%	688	26
	7 75-84	5%	2,99%	95%	2,99%	100%	382	24
<b>KOMMUN</b>	1 Arboga	15%	7,46%	85%	7,46%	100%	201	8
	2 Fagersta	12%	5,59%	88%	5,59%	100%	200	7
	3 Hallstahammar	11%	5,68%	89%	5,68%	100%	220	8
	4 Kungsör	12%	5,57%	88%	5,57%	100%	234	9
	5 Köping	9%	4,87%	91%	4,87%	100%	277	7
	6 Norberg	8%	4,40%	92%	4,40%	100%	208	7
	7 Sala	14%	5,54%	86%	5,54%	100%	308	8
	8 Skinnskatteberg	11%	5,20%	89%	5,20%	100%	212	10
	9 Surahammar	10%	4,64%	90%	4,64%	100%	215	9
	10 Västerås	18%	3,66%	82%	3,66%	100%	579	8
<b>BOENDEORT</b>	1 I kommunens centralort	16%	2,90%	84%	2,90%	100%	1556	44
	2 I annan tätort i kommunen	23%	8,75%	77%	8,75%	100%	291	6
	3 Utanför tätort	7%	3,04%	93%	3,04%	100%	639	21
<b>FÖDELSELAND</b>	1 Sverige	15%	2,47%	85%	2,47%	100%	2204	65
	2 Europa Utom Norden	14%	12,30%	86%	12,30%	100%	91	0
	3 Norden utom Sverige	4%	3,68%	96%	3,68%	100%	189	11
	4 Övriga världen	24%	8,07%	76%	8,07%	100%	170	5
<b>UTBILDNING</b>	1 Grundskola	12%	4,75%	88%	4,75%	100%	570	24
	2 Gymnasieexamen	18%	4,47%	82%	4,47%	100%	811	17
	3 Annan eftergymnasial utbildning	11%	4,52%	89%	4,52%	100%	383	14
	4 Kortare studier vid högskola/universitet	17%	7,32%	83%	7,32%	100%	242	3
	5 Examen från högskola/universitet (kand/mag/master/forskarexamen)	15%	4,40%	85%	4,40%	100%	600	11

FSB Ja, till:																					
		1		2		3				5						8					
		Villa/radhus/kedjehus		Hyresrättslägenhet		Bostadsrättslägenhet eller ägarlägenhet		4		Äldreboende eller gruppboende				6		7					
		Procent	Fel +/-	Procent	Fel +/-	Procent	Fel +/-	Procent	Fel +/-	Procent	Fel +/-	Procent	Fel +/-	Procent	Fel +/-	Procent	Fel +/-	Procent	Fel +/-	Procent	Fel +/-
<b>Totalt</b>		28%	7,60%	29%	7,56%	17%	6,33%	5%	3,47%	2%	2,81%	5%	3,72%	1%	0,97%	14%	5,50%	100%	262	2473	
<b>KÖN</b>	1 Kvinna	27%	10,36%	29%	9,69%	20%	9,37%	8%	6,41%	1%	1,83%	4%	4,65%	0%		12%	6,94%	100%	148	1329	
	2 Man	28%	11,14%	29%	11,61%	15%	8,40%	2%	2,30%	3%	5,29%	5%	5,82%	1%	1,95%	16%	8,54%	100%	114	1144	
<b>ÅLDER</b>	1 18-24	9%	9,49%	51%	17,76%	9%	9,55%	0%		5%	9,46%	16%	12,80%	1%	2,07%	9%	8,55%	100%	43	71	
	2 25-34	43%	19,03%	8%	9,44%	16%	14,89%	12%	11,63%	0%		0%		2%	3,00%	20%	15,34%	100%	40	164	
	3 35-44	35%	20,10%	30%	18,93%	20%	18,21%	5%	6,20%	0%		0%		0%		10%	12,19%	100%	32	244	
	4 45-54	42%	18,85%	23%	15,00%	19%	15,09%	7%	8,43%	0%		0%		0%		10%	8,98%	100%	47	384	
	5 55-64	27%	17,68%	21%	16,07%	35%	19,39%	1%	2,03%	0%		0%		0%		16%	13,74%	100%	37	553	
	6 65-74	16%	14,93%	51%	21,29%	12%	14,28%	1%	2,09%	0%		0%		0%		21%	17,71%	100%	39	675	
	7 75-84	2%	3,24%	20%	15,62%	41%	30,87%	0%		17%	23,94%	0%		0%		20%	17,19%	100%	24	382	
<b>KOMMUN</b>	1 Arboga	21%	18,49%	26%	24,31%	0%		27%	29,66%	0%		12%	22,15%	0%		14%	15,17%	100%	20	189	
	2 Fagersta	22%	18,81%	29%	23,78%	5%	7,63%	0%		0%		0%		7%	13,80%	36%	24,60%	100%	20	187	
	3 Hallstahammar	14%	16,98%	23%	19,54%	11%	14,53%	11%	14,89%	0%		0%		0%		41%	30,76%	100%	18	210	
	4 Kungsör	24%	18,32%	48%	23,90%	6%	7,87%	4%	7,22%	3%	5,18%	8%	14,70%	0%		9%	10,01%	100%	23	220	
	5 Köping	36%	28,04%	32%	28,66%	18%	27,23%	12%	16,12%	0%		0%		0%		3%	5,68%	100%	15	269	
	6 Norberg	36%	26,83%	28%	21,84%	13%	14,68%	0%		0%		0%		0%		23%	28,80%	100%	16	199	
	7 Sala	12%	14,53%	30%	20,76%	17%	17,14%	0%		0%		15%	18,46%	5%	10,07%	22%	17,28%	100%	26	290	
	8 Skinnskatteberg	33%	23,29%	6%	7,69%	0%		23%	20,50%	3%	6,54%	11%	19,98%	0%		25%	18,20%	100%	21	201	
	9 Surahammar	34%	21,38%	26%	20,33%	15%	16,90%	2%	4,83%	0%		7%	12,49%	0%		16%	17,33%	100%	21	203	
	10 Västerås	31%	10,90%	29%	10,62%	21%	9,08%	3%	4,18%	3%	4,30%	3%	4,85%	0%		10%	7,12%	100%	82	505	
<b>BOENDEORT</b>	1 I kommunens centralort	34%	9,81%	23%	7,84%	19%	7,93%	3%	4,04%	0%	0,12%	5%	4,91%	0%	0,83%	15%	6,66%	100%	172	1428	
	2 I annan tätort i kommunen	14%	13,94%	44%	23,50%	18%	17,03%	3%	4,72%	11%	15,50%	0%		0%		10%	14,25%	100%	30	267	
	3 Utanför tätort	6%	5,44%	34%	22,41%	9%	12,56%	23%	20,18%	1%	1,72%	15%	17,08%	5%	9,07%	8%	6,53%	100%	40	620	
<b>FÖDELSELAND</b>	1 Sverige	31%	8,99%	23%	8,10%	21%	7,75%	6%	4,46%	2%	3,61%	6%	4,77%	1%	1,25%	10%	4,84%	100%	207	2062	
	2 Europa Utom Norden	4%	8,98%	29%	49,30%	0%		0%		0%		0%		0%		67%	49,97%	100%	5	86	
	3 Norden utom Sverige	6%	12,62%	13%	19,58%	0%		0%		6%	12,07%	0%		0%		74%	28,02%	100%	9	191	
	4 Övriga världen	19%	14,87%	54%	19,11%	8%	9,03%	0%		0%		0%		0%		20%	16,39%	100%	41	134	
<b>UTBILDNING</b>	1 Grundskola	5%	5,13%	57%	21,80%	9%	10,20%	0%		5%	8,34%	2%	3,13%	0%		22%	17,01%	100%	43	551	
	2 Gymnasieexamen	14%	8,90%	42%	14,23%	12%	8,17%	6%	7,01%	4%	7,08%	8%	8,75%	1%	1,53%	14%	9,83%	100%	83	745	
	3 Annan eftergymnasial utbildning	19%	14,46%	41%	20,94%	23%	19,78%	3%	5,67%	0%	0,86%	0%		4%	7,89%	10%	9,83%	100%	37	360	
	4 Kortare studier vid högskola/universitet	39%	24,32%	9%	10,50%	22%	20,68%	0%		0%		10%	13,50%	0%		20%	19,57%	100%	27	218	
	5 Examen från högskola/universitet (kand/mag/master/forskarexamen)	57%	16,48%	5%	3,88%	25%	15,34%	9%	8,20%	0%		0%		0%		4%	4,34%	100%	64	547	

F6 Av vilken anledning flyttar du?															
		1 Familjesituation		2 Studier		3 Arbete		4 Bostadens storlek		5 Boendekostnad		Samtliga		Antal svar (oviktad)	Antal ej svar (oviktad)
		Procent	Fel +/-	Procent	Fel +/-	Procent	Fel +/-	Procent	Fel +/-	Procent	Fel +/-	Procent	Fel +/-		
<b>Totalt</b>		32%	8,00%	8%	4,93%	13%	6,21%	35%	8,41%	12%	5,84%	100%		234	2501
<b>KÖN</b>	1 Kvinna	41%	11,61%	10%	7,14%	4%	3,70%	39%	11,62%	6%	5,39%	100%		132	1345
	2 Man	22%	10,03%	6%	6,72%	22%	11,63%	31%	12,02%	18%	10,44%	100%		102	1156
<b>ÅLDER</b>	1 18-24	20%	13,28%	27%	15,86%	19%	15,26%	18%	14,56%	16%	14,32%	100%		40	74
	2 25-34	30%	18,00%	0%		15%	13,65%	49%	19,69%	5%	9,15%	100%		38	166
	3 35-44	45%	21,89%	2%	4,08%	14%	14,01%	34%	20,72%	5%	6,21%	100%		28	248
	4 45-54	44%	20,74%	0%		7%	8,27%	27%	17,51%	21%	19,43%	100%		39	392
	5 55-64	31%	18,98%	0%		4%	6,18%	48%	20,43%	16%	16,28%	100%		34	556
	6 65-74	22%	16,90%	0%		0%		58%	22,06%	20%	19,36%	100%		35	679
	7 75-84	71%	21,96%	0%		0%		22%	17,93%	7%	10,47%	100%		20	386
<b>KOMMUN</b>	1 Arboga	41%	28,31%	13%	22,55%	9%	12,47%	33%	28,97%	5%	7,16%	100%		19	190
	2 Fagersta	29%	24,87%	7%	14,04%	23%	24,25%	33%	23,79%	7%	14,04%	100%		18	189
	3 Hallstahammar	22%	22,56%	22%	35,83%	16%	27,44%	28%	25,11%	12%	16,42%	100%		14	214
	4 Kungsör	15%	14,78%	21%	24,44%	19%	20,34%	43%	24,85%	3%	5,07%	100%		20	223
	5 Köping	34%	25,65%	0%		27%	28,57%	23%	24,69%	16%	27,30%	100%		15	269
	6 Norberg	11%	14,36%	0%		23%	23,57%	40%	27,68%	27%	30,43%	100%		13	202
	7 Sala	28%	23,18%	19%	22,58%	21%	21,87%	29%	19,46%	4%	5,25%	100%		21	295
	8 Skinnskatteberg	46%	26,31%	13%	23,03%	20%	20,76%	13%	13,36%	8%	10,82%	100%		18	204
	9 Surahammar	22%	18,84%	17%	20,76%	12%	15,36%	44%	23,11%	6%	11,01%	100%		20	204
	10 Västerås	34%	11,19%	5%	5,92%	10%	8,22%	38%	11,80%	14%	8,26%	100%		76	511
<b>BOENDEORT</b>	1 I kommunens centralort	33%	9,86%	6%	4,68%	12%	7,02%	37%	10,40%	12%	6,98%	100%		153	1447
	2 I annan tätort i kommunen	29%	21,05%	9%	16,34%	23%	21,68%	28%	20,14%	12%	16,61%	100%		28	269
	3 Utanför tätort	29%	19,61%	15%	17,64%	9%	10,34%	30%	21,50%	17%	20,82%	100%		36	624
<b>FÖDELSELAND</b>	1 Sverige	34%	9,24%	8%	5,71%	11%	6,84%	36%	9,67%	12%	6,25%	100%		184	2085
	2 Europa Utom Norden	18%	34,50%	0%		0%		74%	38,69%	8%	13,92%	100%		5	86
	3 Norden utom Sverige	7%	14,27%	0%		0%		93%	14,27%	0%		100%		9	191
	4 Övriga världen	28%	18,38%	9%	11,82%	25%	17,32%	22%	15,64%	15%	17,51%	100%		36	139
<b>UTBILDNING</b>	1 Grundskola	30%	19,62%	6%	7,17%	19%	22,12%	31%	20,83%	14%	21,83%	100%		38	556
	2 Gymnasieexamen	22%	11,30%	13%	10,73%	14%	11,44%	40%	14,78%	11%	9,82%	100%		74	754
	3 Annan eftergymnasial utbildning	27%	19,42%	0%		7%	9,12%	36%	20,99%	30%	21,27%	100%		32	365
	4 Kortare studier vid högskola/universitet	27%	21,42%	15%	19,49%	16%	25,66%	41%	28,93%	1%	2,77%	100%		21	224
	5 Examen från högskola/universitet (kand/mag/master/forskarexamen)	51%	17,29%	0%		8%	7,21%	30%	16,28%	11%	9,74%	100%		62	549

F7 Lätt eller svårt att hitta ett annat boende i din kommun?														
		1 Mycket lätt		2 Ganska lätt		3 Ganska svårt		4 Mycket svårt		5 Vet inte		Samtliga	Antal svar (oviktad)	Antal ej svar (oviktad)
		Procent	Fel +/-	Procent	Fel +/-	Procent	Fel +/-	Procent	Fel +/-	Procent	Fel +/-	Procent		
<b>Totalt</b>		4%	1,12%	28%	2,57%	36%	2,70%	20%	2,36%	12%	1,56%	100%	2576	159
<b>KÖN</b>	1 Kvinna	3%	1,33%	26%	3,42%	39%	3,78%	22%	3,33%	11%	1,95%	100%	1391	86
	2 Man	5%	1,77%	31%	3,82%	34%	3,83%	18%	3,34%	13%	2,41%	100%	1185	73
<b>ÅLDER</b>	1 18-24	5%	4,50%	25%	9,83%	35%	10,58%	27%	10,16%	9%	6,06%	100%	111	3
	2 25-34	5%	3,40%	31%	8,16%	33%	8,30%	24%	7,75%	7%	3,62%	100%	198	6
	3 35-44	2%	2,26%	31%	6,84%	42%	7,32%	22%	6,23%	4%	2,60%	100%	266	10
	4 45-54	4%	2,91%	32%	5,93%	32%	5,99%	20%	5,04%	12%	4,07%	100%	407	24
	5 55-64	6%	3,03%	27%	4,99%	38%	5,29%	15%	3,87%	13%	3,49%	100%	549	41
	6 65-74	3%	1,76%	25%	4,53%	38%	4,89%	14%	3,43%	20%	3,92%	100%	670	44
	7 75-84	1%	0,77%	25%	6,25%	38%	6,70%	15%	4,92%	21%	5,22%	100%	375	31
<b>KOMMUN</b>	1 Arboga	3%	3,33%	27%	8,16%	31%	7,87%	20%	8,27%	19%	6,68%	100%	196	13
	2 Fagersta	4%	2,66%	34%	7,81%	30%	7,52%	19%	5,83%	13%	6,12%	100%	193	14
	3 Hallstahammar	4%	4,95%	17%	6,96%	41%	8,18%	24%	6,88%	15%	6,69%	100%	211	17
	4 Kungsör	1%	1,54%	24%	6,50%	41%	7,22%	20%	5,71%	14%	4,59%	100%	223	20
	5 Köping	4%	3,23%	27%	6,43%	38%	7,22%	13%	4,31%	19%	4,99%	100%	268	16
	6 Norberg	2%	2,44%	30%	8,39%	36%	8,13%	18%	5,78%	13%	5,08%	100%	207	8
	7 Sala	3%	2,52%	29%	5,88%	36%	6,15%	13%	4,07%	20%	5,13%	100%	301	15
	8 Skinnkatteberg	9%	8,38%	23%	6,56%	38%	8,08%	16%	5,40%	14%	4,56%	100%	212	10
	9 Surahammar	4%	2,86%	29%	8,29%	41%	8,43%	16%	5,38%	11%	4,28%	100%	212	12
	10 Västerås	4%	1,74%	30%	4,15%	36%	4,33%	22%	3,90%	8%	2,22%	100%	553	34
<b>BOENDEORT</b>	1 I kommunens centralort	4%	1,45%	31%	3,39%	35%	3,42%	19%	2,96%	11%	1,92%	100%	1502	98
	2 I annan tätort i kommunen	4%	3,24%	24%	7,68%	37%	8,41%	23%	8,10%	11%	4,42%	100%	285	12
	3 Utanför tätort	3%	2,72%	23%	4,77%	38%	5,67%	19%	4,90%	16%	3,67%	100%	625	35
<b>FÖDELSELAND</b>	1 Sverige	4%	1,27%	31%	2,92%	37%	2,99%	17%	2,41%	11%	1,61%	100%	2141	128
	2 Europa Utom Norden	4%	4,44%	12%	11,09%	36%	14,85%	31%	14,30%	18%	11,10%	100%	82	9
	3 Norden utom Sverige	1%	0,78%	24%	8,28%	29%	8,74%	22%	8,60%	25%	8,68%	100%	183	17
	4 Övriga världen	4%	3,58%	16%	7,06%	33%	8,63%	35%	9,45%	12%	5,68%	100%	170	5
<b>UTBILDNING</b>	1 Grundskola	4%	2,44%	18%	4,55%	38%	6,05%	23%	5,55%	18%	4,14%	100%	558	36
	2 Gymnasieexamen	3%	1,94%	28%	4,52%	37%	4,87%	21%	4,34%	11%	2,50%	100%	790	38
	3 Annan eftergymnasial utbildning	3%	2,67%	21%	5,79%	41%	7,21%	20%	6,20%	15%	4,87%	100%	379	18
	4 Kortare studier vid högskola/universitet	4%	3,70%	30%	8,56%	34%	8,48%	19%	7,42%	13%	6,44%	100%	234	11
	5 Examen från högskola/universitet (kand/mag/master/forskarexamen)	5%	2,43%	38%	5,64%	34%	5,43%	18%	4,66%	6%	1,88%	100%	564	47



F8A ... du oroar dig för att utsättas för våld eller hot om våld?		1 Ja, ofta		2 Ja, ibland		3 Ja, men sällan		4 Nej		Samtliga		Antal svar (oviktad)	Antal ej svar (oviktad)
		Procent	Fel +/-	Procent	Fel +/-	Procent	Fel +/-	Procent	Fel +/-	Procent			
<b>Totalt</b>		6%	1,34%	15%	2,04%	20%	2,28%	58%	2,75%	100%		2663	72
<b>KÖN</b>	1 Kvinna	8%	2,10%	19%	3,05%	21%	3,15%	52%	3,81%	100%		1435	42
	2 Man	5%	1,67%	12%	2,68%	19%	3,29%	64%	3,92%	100%		1228	30
<b>ÅLDER</b>	1 18-24	7%	5,51%	11%	6,86%	12%	6,73%	70%	9,94%	100%		113	1
	2 25-34	8%	4,48%	20%	7,07%	28%	8,06%	44%	8,56%	100%		201	3
	3 35-44	4%	2,58%	15%	5,24%	21%	6,12%	59%	7,22%	100%		270	6
	4 45-54	6%	3,07%	16%	4,63%	18%	4,75%	59%	6,15%	100%		421	10
	5 55-64	8%	3,28%	16%	3,94%	20%	4,30%	56%	5,36%	100%		576	14
	6 65-74	6%	2,57%	15%	3,63%	19%	3,99%	60%	4,93%	100%		693	21
	7 75-84	2%	1,30%	10%	4,07%	20%	5,50%	68%	6,30%	100%		389	17
<b>KOMMUN</b>	1 Arboga	10%	6,46%	11%	4,73%	20%	6,95%	59%	8,88%	100%		200	9
	2 Fagersta	6%	3,75%	16%	5,79%	22%	6,46%	56%	7,87%	100%		203	4
	3 Hallstahammar	5%	3,50%	18%	6,97%	18%	5,99%	58%	8,23%	100%		223	5
	4 Kungsör	8%	4,47%	13%	5,07%	18%	5,38%	61%	7,06%	100%		236	7
	5 Köping	5%	2,54%	14%	4,82%	24%	6,06%	57%	7,02%	100%		275	9
	6 Norberg	4%	2,83%	10%	4,98%	18%	6,31%	68%	7,69%	100%		210	5
	7 Sala	3%	2,60%	15%	4,48%	12%	3,86%	69%	5,78%	100%		307	9
	8 Skinnskatteberg	6%	4,12%	11%	4,99%	15%	5,45%	68%	7,59%	100%		214	8
	9 Surahammar	10%	7,36%	11%	4,39%	16%	5,42%	63%	8,29%	100%		219	5
	10 Västerås	6%	2,12%	16%	3,31%	22%	3,72%	55%	4,42%	100%		576	11
<b>BOENDEORT</b>	1 I kommunens centralort	6%	1,66%	16%	2,66%	22%	3,00%	55%	3,52%	100%		1566	34
	2 I annan tätort i kommunen	6%	4,37%	14%	5,61%	19%	6,70%	61%	8,40%	100%		292	5
	3 Utanför tätort	3%	1,97%	13%	4,14%	17%	4,60%	66%	5,63%	100%		637	23
<b>FÖDELSELAND</b>	1 Sverige	6%	1,44%	16%	2,25%	22%	2,60%	57%	3,04%	100%		2213	56
	2 Europa Utom Norden	3%	3,94%	24%	14,11%	23%	11,46%	51%	14,76%	100%		88	3
	3 Norden utom Sverige	11%	6,61%	13%	6,01%	24%	8,45%	53%	9,62%	100%		193	7
	4 Övriga världen	8%	5,25%	10%	5,69%	10%	5,68%	72%	8,55%	100%		169	6
<b>UTBILDNING</b>	1 Grundskola	7%	2,74%	12%	4,29%	18%	4,91%	63%	5,99%	100%		572	22
	2 Gymnasieexamen	8%	2,88%	15%	3,21%	20%	4,06%	57%	4,90%	100%		815	13
	3 Annan eftergymnasial utbildning	6%	3,59%	18%	5,59%	25%	6,69%	50%	7,24%	100%		386	11
	4 Kortare studier vid högskola/universitet	5%	3,21%	17%	7,13%	22%	7,68%	57%	9,05%	100%		240	5
	5 Examen från högskola/universitet (kand/mag/master/forskarexamen)	5%	2,47%	15%	4,35%	20%	4,47%	60%	5,58%	100%		596	15

F8B ... du utsatts för våld eller hot om våld?													
		1 Ja, ofta		2 Ja, ibland		3 Ja, men sällan		4 Nej		Samtliga		Antal svar (oviktad)	Antal ej svar (oviktad)
		Procent	Fel +/-	Procent	Fel +/-	Procent	Fel +/-	Procent	Fel +/-	Procent			
<b>Totalt</b>			2%	0,91%	2%	0,76%	5%	1,26%	92%	1,68%	100%	2643	92
<b>KÖN</b>													
	1 Kvinna		2%	1,46%	1%	0,66%	4%	1,49%	93%	2,13%	100%	1426	51
	2 Man		2%	1,10%	2%	1,35%	5%	2,02%	91%	2,58%	100%	1217	41
<b>ÅLDER</b>													
	1 18-24		0%		4%	4,50%	10%	6,63%	86%	7,75%	100%	112	2
	2 25-34		6%	4,41%	2%	2,11%	7%	4,32%	86%	6,21%	100%	202	2
	3 35-44		1%	1,66%	0%	0,62%	1%	0,99%	97%	2,02%	100%	268	8
	4 45-54		1%	1,38%	2%	1,73%	5%	2,65%	92%	3,37%	100%	422	9
	5 55-64		1%	1,52%	1%	1,05%	5%	2,66%	92%	3,16%	100%	578	12
	6 65-74		1%	1,15%	3%	1,75%	3%	1,73%	93%	2,65%	100%	687	27
	7 75-84		0%		1%	1,61%	3%	2,38%	96%	2,85%	100%	374	32
<b>KOMMUN</b>													
	1 Arboga		0%		2%	2,61%	3%	2,69%	94%	3,71%	100%	198	11
	2 Fagersta		0%	0,73%	2%	1,97%	4%	3,12%	94%	3,71%	100%	202	5
	3 Hallstahammar		0%		1%	0,71%	5%	4,46%	94%	4,50%	100%	219	9
	4 Kungsör		0%		4%	3,05%	4%	3,39%	92%	4,44%	100%	233	10
	5 Köping		1%	1,12%	3%	2,93%	4%	3,02%	92%	4,23%	100%	274	10
	6 Norberg		0%		1%	1,37%	6%	4,21%	93%	4,39%	100%	209	6
	7 Sala		1%	1,73%	1%	0,99%	4%	2,97%	94%	3,51%	100%	304	12
	8 Skinnskatteberg		1%	1,32%	2%	2,71%	6%	3,98%	91%	4,87%	100%	213	9
	9 Surahammar		5%	7,18%	0%	0,91%	5%	3,32%	89%	7,55%	100%	217	7
	10 Västerås		2%	1,52%	2%	1,20%	5%	2,04%	91%	2,72%	100%	574	13
<b>BOENDEORT</b>													
	1 I kommunens centralort		1%	1,02%	2%	0,90%	5%	1,55%	92%	2,00%	100%	1552	48
	2 I annan tätort i kommunen		4%	4,75%	1%	1,22%	4%	3,89%	91%	6,04%	100%	290	7
	3 Utanför tätort		0%	0,73%	4%	2,60%	4%	2,95%	92%	3,88%	100%	635	25
<b>FÖDELSELAND</b>													
	1 Sverige		1%	0,89%	2%	0,87%	5%	1,46%	92%	1,86%	100%	2198	71
	2 Europa Utom Norden		5%	8,07%	1%	1,13%	4%	3,90%	91%	8,81%	100%	89	2
	3 Norden utom Sverige		0%		3%	3,34%	3%	2,66%	95%	4,22%	100%	187	13
	4 Övriga världen		4%	3,97%	2%	2,34%	4%	3,62%	90%	5,67%	100%	169	6
<b>UTBILDNING</b>													
	1 Grundskola		1%	1,24%	3%	1,74%	5%	3,42%	91%	3,92%	100%	558	36
	2 Gymnasieexamen		2%	1,84%	2%	1,83%	6%	2,66%	89%	3,55%	100%	814	14
	3 Annan eftergymnasial utbildning		2%	3,07%	1%	1,13%	3%	2,32%	94%	3,91%	100%	383	14
	4 Kortare studier vid högskola/universitet		3%	3,93%	0%	0,44%	5%	4,36%	91%	5,72%	100%	241	4
	5 Examen från högskola/universitet (kand/mag/master/forskarexamen)		1%	1,31%	2%	1,40%	4%	2,02%	94%	2,73%	100%	595	16

F8C ... du oroar dig för att anhörig/nära vän ska utsättas för våld/hot om våld?												
		1 Ja, ofta		2 Ja, ibland		3 Ja, men sällan		4 Nej		Samtliga	Antal svar (oviktad)	Antal ej svar (oviktad)
		Procent	Fel +/-	Procent	Fel +/-	Procent	Fel +/-	Procent	Fel +/-			
<b>Totalt</b>		11%	1,73%	19%	2,11%	23%	2,38%	47%	2,77%	100%	2648	87
<b>KÖN</b>	1 Kvinna	12%	2,51%	22%	3,06%	25%	3,38%	42%	3,75%	100%	1426	51
	2 Man	9%	2,36%	17%	2,89%	22%	3,34%	51%	4,02%	100%	1222	36
<b>ÅLDER</b>	1 18-24	9%	6,12%	8%	5,45%	22%	9,71%	57%	10,97%	100%	112	2
	2 25-34	13%	5,70%	22%	7,18%	21%	7,23%	45%	8,62%	100%	201	3
	3 35-44	10%	4,23%	15%	4,94%	28%	6,83%	46%	7,38%	100%	269	7
	4 45-54	16%	4,60%	22%	5,07%	23%	5,28%	39%	6,15%	100%	422	9
	5 55-64	10%	3,27%	19%	4,10%	26%	4,73%	45%	5,33%	100%	577	13
	6 65-74	8%	2,86%	25%	4,41%	21%	4,00%	46%	4,93%	100%	691	23
	7 75-84	4%	2,75%	20%	5,50%	18%	5,18%	58%	6,76%	100%	376	30
<b>KOMMUN</b>	1 Arboga	13%	6,70%	20%	6,39%	22%	7,26%	46%	9,14%	100%	198	11
	2 Fagersta	9%	4,66%	26%	6,85%	18%	6,21%	47%	7,98%	100%	202	5
	3 Hallstahammar	9%	4,58%	22%	6,88%	27%	7,47%	41%	8,12%	100%	219	9
	4 Kungsör	7%	3,70%	18%	5,38%	28%	6,47%	47%	7,05%	100%	236	7
	5 Köping	12%	4,93%	22%	5,69%	20%	5,46%	46%	7,18%	100%	275	9
	6 Norberg	6%	3,33%	17%	5,71%	23%	7,06%	54%	8,32%	100%	209	6
	7 Sala	8%	3,57%	21%	4,78%	20%	5,11%	51%	6,41%	100%	302	14
	8 Skinnskatteberg	10%	4,80%	19%	5,97%	22%	7,68%	50%	8,44%	100%	213	9
	9 Surahammar	17%	7,81%	15%	5,09%	21%	6,10%	47%	8,33%	100%	219	5
	10 Västerås	11%	2,72%	18%	3,36%	25%	3,86%	46%	4,44%	100%	575	12
<b>BOENDEORT</b>	1 I kommunens centralort	11%	2,20%	21%	2,79%	23%	3,01%	46%	3,53%	100%	1556	44
	2 I annan tätort i kommunen	8%	4,73%	18%	5,88%	27%	8,11%	47%	8,72%	100%	291	6
	3 Utanför tätort	10%	3,40%	18%	4,07%	23%	4,78%	50%	5,82%	100%	635	25
<b>FÖDELSELAND</b>	1 Sverige	11%	1,95%	21%	2,44%	25%	2,66%	43%	3,02%	100%	2203	66
	2 Europa Utom Norden	9%	7,77%	10%	7,43%	23%	13,43%	57%	14,53%	100%	90	1
	3 Norden utom Sverige	9%	5,74%	23%	7,82%	24%	8,75%	43%	9,63%	100%	188	12
	4 Övriga världen	9%	5,21%	7%	4,62%	13%	6,72%	71%	8,65%	100%	167	8
<b>UTBILDNING</b>	1 Grundskola	9%	3,62%	19%	4,53%	18%	4,83%	53%	6,14%	100%	559	35
	2 Gymnasieexamen	13%	3,34%	19%	3,56%	24%	4,23%	44%	4,96%	100%	816	12
	3 Annan eftergymnasial utbildning	10%	3,77%	25%	6,46%	23%	6,08%	42%	7,13%	100%	386	11
	4 Kortare studier vid högskola/universitet	10%	5,88%	25%	7,67%	22%	7,77%	43%	8,90%	100%	242	3
	5 Examen från högskola/universitet (kand/mag/master/forskarexamen)	9%	3,34%	16%	4,07%	27%	5,02%	48%	5,64%	100%	593	18

F8D ... någon av dina anhöriga /nära vänner utsatts för våld eller hot om våld?														
		1 Ja, ofta		2 Ja, ibland		3 Ja, men sällan		4 Nej		5 Vet ej		Samtliga	Antal svar (oviktad)	Antal ej svar (oviktad)
		Procent	Fel +/-	Procent	Fel +/-	Procent	Fel +/-	Procent	Fel +/-	Procent	Fel +/-			
<b>Totalt</b>		2%	0,89%	5%	1,16%	10%	1,76%	74%	2,48%	9%	1,58%	100%	2641	94
<b>KÖN</b>	1 Kvinna	2%	1,28%	5%	1,68%	10%	2,34%	74%	3,44%	9%	2,26%	100%	1423	54
	2 Man	2%	1,24%	4%	1,61%	11%	2,61%	74%	3,56%	8%	2,20%	100%	1218	40
<b>ÅLDER</b>	1 18-24	2%	2,89%	5%	4,71%	19%	8,73%	55%	11,00%	18%	8,39%	100%	113	1
	2 25-34	3%	3,20%	5%	3,83%	9%	5,27%	72%	7,87%	11%	5,17%	100%	200	4
	3 35-44	3%	2,74%	3%	2,06%	11%	4,45%	77%	5,97%	6%	3,18%	100%	270	6
	4 45-54	2%	1,67%	7%	3,11%	9%	3,27%	78%	4,87%	4%	1,99%	100%	421	10
	5 55-64	2%	1,42%	5%	2,24%	10%	3,43%	77%	4,62%	7%	2,68%	100%	573	17
	6 65-74	2%	1,69%	4%	1,94%	7%	2,59%	77%	4,31%	10%	3,08%	100%	686	28
	7 75-84	1%	1,68%	4%	2,67%	9%	4,29%	78%	5,78%	9%	3,46%	100%	378	28
<b>KOMMUN</b>	1 Arboga	2%	1,82%	9%	4,84%	12%	5,99%	67%	8,76%	11%	6,58%	100%	198	11
	2 Fagersta	1%	1,44%	6%	4,06%	7%	3,75%	76%	6,76%	10%	4,75%	100%	202	5
	3 Hallstahammar	1%	1,51%	4%	2,98%	9%	4,13%	72%	8,34%	13%	7,91%	100%	221	7
	4 Kungsör	1%	1,61%	7%	3,57%	15%	5,45%	71%	6,77%	6%	3,86%	100%	234	9
	5 Köping	4%	3,70%	4%	2,32%	8%	3,38%	73%	6,34%	11%	4,49%	100%	274	10
	6 Norberg	1%	1,45%	3%	1,97%	12%	6,42%	75%	7,60%	9%	4,80%	100%	210	5
	7 Sala	3%	2,54%	4%	2,20%	4%	2,58%	76%	5,77%	13%	4,77%	100%	303	13
	8 Skinnskatteberg	2%	2,17%	3%	2,24%	13%	6,95%	70%	8,75%	12%	7,03%	100%	214	8
	9 Surahammar	4%	3,16%	7%	3,59%	6%	3,52%	77%	6,40%	5%	3,36%	100%	217	7
	10 Västerås	2%	1,38%	5%	1,88%	12%	2,93%	74%	3,95%	7%	2,33%	100%	568	19
<b>BOENDEORT</b>	1 I kommunens centralort	2%	1,01%	4%	1,30%	10%	2,18%	75%	3,08%	8%	2,05%	100%	1547	53
	2 I annan tätort i kommunen	5%	4,28%	6%	4,29%	12%	6,39%	66%	8,52%	10%	5,11%	100%	290	7
	3 Utanför tätort	2%	1,93%	6%	2,43%	9%	3,57%	73%	5,14%	10%	3,28%	100%	635	25
<b>FÖDELSELAND</b>	1 Sverige	3%	1,02%	5%	1,31%	10%	1,95%	74%	2,73%	8%	1,67%	100%	2195	74
	2 Europa Utom Norden	1%	1,03%	0%	0,78%	2%	3,08%	81%	12,24%	16%	12,03%	100%	88	3
	3 Norden utom Sverige	1%	1,52%	8%	5,80%	9%	6,13%	74%	8,57%	7%	4,25%	100%	191	9
	4 Övriga världen	2%	3,08%	4%	3,65%	12%	6,51%	72%	8,67%	10%	5,48%	100%	167	8
<b>UTBILDNING</b>	1 Grundskola	3%	1,73%	4%	1,99%	13%	5,07%	70%	5,83%	9%	3,34%	100%	558	36
	2 Gymnasieexamen	3%	1,86%	6%	2,46%	12%	3,33%	71%	4,61%	8%	2,74%	100%	815	13
	3 Annan eftergymnasial utbildning	3%	2,33%	6%	3,89%	8%	3,76%	75%	6,26%	7%	3,74%	100%	382	15
	4 Kortare studier vid högskola/universitet	1%	2,32%	5%	3,83%	12%	5,96%	66%	8,74%	16%	6,94%	100%	241	4
	5 Examen från högskola/universitet (kand/mag/master/forskarexamen)	2%	1,73%	3%	1,75%	8%	3,04%	81%	4,44%	6%	2,77%	100%	593	18

F9A Gå på bio eller teater?												
			2 Ja	Fel +/-	3 Nej	Fel +/-	4 Går aldrig på/utför aldrig aktiviteten	Fel +/-	Samtliga	Antal svar (oviktad)	Antal ej svar (oviktad)	
			Procent		Procent		Procent		Procent			
<b>Totalt</b>			4%	1,03%	85%	1,89%	11%	1,65%	100%	2642	93	
<b>KÖN</b>	1 Kvinna		6%	1,77%	84%	2,85%	11%	2,39%	100%	1424	53	
	2 Man		3%	1,05%	86%	2,47%	11%	2,27%	100%	1218	40	
<b>ÅLDER</b>	1 18-24		0%		94%	5,30%	6%	5,30%	100%	112	2	
	2 25-34		4%	3,44%	84%	6,49%	12%	5,77%	100%	200	4	
	3 35-44		3%	2,46%	89%	4,36%	8%	3,72%	100%	270	6	
	4 45-54		4%	2,07%	89%	3,62%	7%	3,07%	100%	421	10	
	5 55-64		6%	2,85%	84%	3,92%	10%	2,96%	100%	574	16	
	6 65-74		5%	2,61%	79%	4,11%	16%	3,50%	100%	691	23	
	7 75-84		5%	2,91%	74%	5,99%	21%	5,58%	100%	374	32	
<b>KOMMUN</b>	1 Arboga		5%	4,94%	86%	6,45%	9%	4,61%	100%	200	9	
	2 Fagersta		3%	2,56%	79%	6,51%	18%	6,19%	100%	203	4	
	3 Hallstahammar		6%	3,78%	78%	6,42%	15%	5,51%	100%	220	8	
	4 Kungsör		1%	1,58%	90%	3,92%	9%	3,64%	100%	234	9	
	5 Köping		5%	2,86%	86%	4,16%	8%	3,12%	100%	270	14	
	6 Norberg		1%	1,54%	83%	5,85%	16%	5,69%	100%	209	6	
	7 Sala		2%	1,14%	88%	3,36%	10%	3,17%	100%	302	14	
	8 Skinnkatteberg		1%	1,30%	79%	5,68%	20%	5,53%	100%	213	9	
	9 Surahammar		6%	3,05%	80%	7,86%	15%	7,68%	100%	216	8	
	10 Västerås		4%	1,63%	86%	3,01%	10%	2,64%	100%	575	12	
<b>BOENDEORT</b>	1 I kommunens centralort		4%	1,26%	86%	2,31%	10%	2,01%	100%	1555	45	
	2 I annan tätort i kommunen		6%	4,04%	80%	7,06%	14%	6,22%	100%	288	9	
	3 Utanför tätort		3%	1,95%	86%	3,59%	10%	3,11%	100%	634	26	
<b>FÖDELSELAND</b>	1 Sverige		4%	1,04%	86%	2,04%	11%	1,81%	100%	2199	70	
	2 Europa Utom Norden		9%	9,40%	78%	12,89%	13%	10,25%	100%	89	2	
	3 Norden utom Sverige		7%	5,29%	72%	8,84%	21%	7,90%	100%	185	15	
	4 Övriga världen		5%	3,45%	86%	5,75%	9%	4,75%	100%	169	6	
<b>UTBILDNING</b>	1 Grundskola		5%	2,36%	76%	4,68%	19%	4,20%	100%	564	30	
	2 Gymnasieexamen		4%	1,76%	84%	3,48%	12%	3,12%	100%	810	18	
	3 Annan eftergymnasial utbildning		6%	3,83%	82%	5,62%	12%	4,51%	100%	381	16	
	4 Kortare studier vid högskola/universitet		3%	2,37%	88%	5,70%	9%	5,28%	100%	240	5	
	5 Examen från högskola/universitet (kand/mag/master/forskarexamen)		3%	1,95%	91%	3,47%	6%	2,97%	100%	596	15	

F9B Gå på en promenad?												
				2 Ja	Fel +/-	3 Nej	Fel +/-	4 Går aldrig på/utför aldrig aktiviteten	Fel +/-	Samtliga	Antal svar (oviktad)	Antal ej svar (oviktad)
				Procent	Fel +/-	Procent	Fel +/-	Procent	Fel +/-	Procent		
<b>Totalt</b>				19%	2,29%	79%	2,36%	2%	0,79%	100%	2655	80
<b>KÖN</b>	1 Kvinna			27%	3,62%	72%	3,64%	1%	0,77%	100%	1431	46
	2 Man			11%	2,60%	86%	2,86%	3%	1,37%	100%	1224	34
<b>ÅLDER</b>	1 18-24			22%	8,88%	74%	9,76%	5%	5,37%	100%	113	1
	2 25-34			31%	8,10%	68%	8,15%	1%	1,47%	100%	202	2
	3 35-44			19%	5,72%	79%	5,88%	2%	1,69%	100%	268	8
	4 45-54			18%	4,70%	81%	4,79%	1%	1,13%	100%	422	9
	5 55-64			16%	4,00%	84%	4,00%	0%	0,26%	100%	575	15
	6 65-74			14%	3,71%	83%	4,02%	3%	1,87%	100%	695	19
	7 75-84			9%	3,44%	87%	4,15%	4%	2,50%	100%	380	26
<b>KOMMUN</b>	1 Arboga			21%	8,12%	75%	8,44%	4%	3,46%	100%	203	6
	2 Fagersta			22%	6,83%	75%	7,13%	3%	2,85%	100%	202	5
	3 Hallstahammar			22%	7,47%	74%	7,90%	4%	3,74%	100%	219	9
	4 Kungsör			14%	5,39%	85%	5,49%	1%	1,34%	100%	235	8
	5 Köping			19%	6,01%	79%	6,06%	1%	1,14%	100%	273	11
	6 Norberg			13%	5,23%	86%	5,28%	1%	0,77%	100%	211	4
	7 Sala			11%	3,88%	88%	4,15%	2%	1,64%	100%	301	15
	8 Skinnskatteberg			13%	4,82%	85%	5,00%	2%	1,35%	100%	214	8
	9 Surahammar			12%	4,58%	87%	4,77%	1%	1,44%	100%	218	6
	10 Västerås			20%	3,67%	78%	3,79%	2%	1,26%	100%	579	8
<b>BOENDEORT</b>	1 I kommunens centralort			20%	2,96%	78%	3,02%	1%	0,87%	100%	1564	36
	2 I annan tätort i kommunen			17%	6,94%	77%	7,77%	6%	4,56%	100%	290	7
	3 Utanför tätort			12%	3,88%	87%	4,03%	2%	1,24%	100%	636	24
<b>FÖDELSELAND</b>	1 Sverige			18%	2,47%	80%	2,55%	2%	0,81%	100%	2209	60
	2 Europa Utom Norden			32%	14,50%	63%	15,15%	5%	9,19%	100%	90	1
	3 Norden utom Sverige			22%	8,46%	76%	8,80%	3%	3,43%	100%	188	12
	4 Övriga världen			22%	7,68%	77%	7,77%	1%	1,54%	100%	168	7
<b>UTBILDNING</b>	1 Grundskola			16%	4,42%	81%	4,81%	4%	2,31%	100%	568	26
	2 Gymnasieexamen			17%	3,76%	81%	3,98%	2%	1,61%	100%	813	15
	3 Annan eftergymnasial utbildning			20%	6,21%	79%	6,31%	1%	1,56%	100%	386	11
	4 Kortare studier vid högskola/universitet			27%	8,57%	73%	8,57%	0%	0,49%	100%	240	5
	5 Examen från högskola/universitet (kand/mag/master/forskarexamen)			20%	4,72%	79%	4,86%	1%	1,53%	100%	597	14

F9C Springa/löpträna												
				2 Ja	Fel +/-	3 Nej	Fel +/-	4 Går aldrig på/utför aldrig aktiviteten	Fel +/-	Samtliga	Antal svar (oviktad)	Antal ej svar (oviktad)
				Procent	Fel +/-	Procent	Fel +/-	Procent	Fel +/-	Procent		
<b>Totalt</b>				14%	2,11%	63%	2,67%	23%	2,19%	100%	2626	109
<b>KÖN</b>	1 Kvinna			23%	3,58%	50%	3,83%	27%	3,21%	100%	1413	64
	2 Man			5%	1,89%	77%	3,34%	18%	2,97%	100%	1213	45
<b>ÅLDER</b>	1 18-24			23%	9,17%	63%	10,72%	14%	7,97%	100%	113	1
	2 25-34			24%	7,50%	59%	8,57%	18%	6,53%	100%	201	3
	3 35-44			18%	5,78%	71%	6,67%	11%	4,36%	100%	268	8
	4 45-54			10%	3,51%	74%	5,29%	16%	4,41%	100%	420	11
	5 55-64			10%	3,33%	64%	5,14%	26%	4,64%	100%	574	16
	6 65-74			6%	2,62%	57%	4,99%	36%	4,86%	100%	683	31
	7 75-84			2%	1,90%	49%	6,93%	49%	6,93%	100%	367	39
<b>KOMMUN</b>	1 Arboga			16%	8,20%	52%	9,10%	32%	8,29%	100%	200	9
	2 Fagersta			15%	5,82%	58%	7,86%	27%	6,90%	100%	201	6
	3 Hallstahammar			14%	6,65%	59%	8,27%	27%	6,95%	100%	218	10
	4 Kungsör			11%	4,91%	70%	6,36%	19%	4,94%	100%	231	12
	5 Köping			14%	5,65%	68%	6,75%	18%	4,99%	100%	269	15
	6 Norberg			10%	4,89%	69%	7,24%	21%	5,94%	100%	208	7
	7 Sala			6%	3,48%	67%	5,88%	27%	5,31%	100%	298	18
	8 Skinnskatteberg			7%	3,83%	63%	8,22%	30%	7,93%	100%	211	11
	9 Surahammar			9%	4,23%	70%	6,94%	21%	5,84%	100%	216	8
	10 Västerås			15%	3,37%	63%	4,27%	22%	3,48%	100%	574	13
<b>BOENDEORT</b>	1 I kommunens centralort			14%	2,64%	62%	3,41%	24%	2,85%	100%	1550	50
	2 I annan tätort i kommunen			10%	5,51%	61%	8,67%	29%	8,06%	100%	287	10
	3 Utanför tätort			11%	4,20%	72%	5,08%	17%	3,62%	100%	627	33
<b>FÖDELSELAND</b>	1 Sverige			14%	2,34%	63%	2,95%	24%	2,41%	100%	2186	83
	2 Europa Utom Norden			20%	13,04%	50%	14,76%	29%	15,00%	100%	89	2
	3 Norden utom Sverige			5%	4,27%	65%	9,22%	30%	8,76%	100%	183	17
	4 Övriga världen			14%	6,55%	74%	8,10%	13%	5,72%	100%	168	7
<b>UTBILDNING</b>	1 Grundskola			10%	4,05%	59%	5,99%	31%	5,35%	100%	550	44
	2 Gymnasieexamen			10%	3,09%	67%	4,66%	24%	4,12%	100%	809	19
	3 Annan eftergymnasial utbildning			13%	5,10%	62%	6,96%	25%	5,99%	100%	384	13
	4 Kortare studier vid högskola/universitet			14%	6,66%	69%	8,20%	17%	6,01%	100%	239	6
	5 Examen från högskola/universitet (kand/mag/master/forskarexamen)			21%	4,95%	60%	5,56%	19%	4,18%	100%	593	18

F9D Besöka bekanta?												
			2 Ja	Fel +/-	3 Nej	Fel +/-	4 Går aldrig på/utför aldrig aktiviteten	Fel +/-	Samtliga	Antal svar (oviktad)	Antal ej svar (oviktad)	
			Procent		Procent		Procent		Procent			
<b>Totalt</b>			6%	1,27%	92%	1,45%	2%	0,74%	100%	2646	89	
<b>KÖN</b>	1 Kvinna		7%	1,89%	92%	2,00%	1%	0,68%	100%	1427	50	
	2 Man		5%	1,69%	92%	2,09%	2%	1,29%	100%	1219	39	
<b>ÅLDER</b>	1 18-24		4%	4,18%	92%	6,53%	4%	5,24%	100%	113	1	
	2 25-34		6%	3,70%	93%	3,92%	1%	1,35%	100%	200	4	
	3 35-44		6%	3,35%	93%	3,65%	1%	1,54%	100%	269	7	
	4 45-54		6%	3,14%	93%	3,32%	1%	1,15%	100%	419	12	
	5 55-64		6%	2,62%	94%	2,63%	0%	0,26%	100%	573	17	
	6 65-74		8%	3,08%	89%	3,42%	2%	1,66%	100%	693	21	
	7 75-84		6%	2,75%	91%	3,17%	3%	1,61%	100%	379	27	
<b>KOMMUN</b>	1 Arboga		7%	4,43%	90%	5,41%	3%	3,33%	100%	201	8	
	2 Fagersta		10%	5,09%	88%	5,61%	2%	2,68%	100%	201	6	
	3 Hallstahammar		12%	5,60%	87%	5,71%	1%	1,29%	100%	218	10	
	4 Kungsör		4%	3,15%	94%	3,69%	2%	2,03%	100%	234	9	
	5 Köping		9%	4,59%	90%	4,67%	1%	1,02%	100%	274	10	
	6 Norberg		3%	2,54%	95%	3,01%	2%	1,63%	100%	211	4	
	7 Sala		2%	1,75%	96%	2,44%	2%	1,73%	100%	300	16	
	8 Skinnkatteberg		3%	2,18%	92%	6,39%	5%	6,20%	100%	212	10	
	9 Surahammar		5%	2,88%	94%	3,00%	1%	0,84%	100%	218	6	
	10 Västerås		6%	1,91%	93%	2,22%	2%	1,19%	100%	577	10	
<b>BOENDEORT</b>	1 I kommunens centralort		6%	1,44%	93%	1,59%	1%	0,70%	100%	1559	41	
	2 I annan tätort i kommunen		9%	4,92%	86%	6,72%	5%	5,08%	100%	291	6	
	3 Utanför tätort		5%	2,44%	95%	2,47%	1%	0,44%	100%	632	28	
<b>FÖDELSELAND</b>	1 Sverige		4%	1,15%	94%	1,36%	2%	0,76%	100%	2202	67	
	2 Europa Utom Norden		9%	6,87%	91%	6,87%	0%		100%	88	3	
	3 Norden utom Sverige		16%	7,51%	83%	7,56%	1%	1,20%	100%	189	11	
	4 Övriga världen		16%	6,65%	81%	7,34%	3%	3,72%	100%	167	8	
<b>UTBILDNING</b>	1 Grundskola		10%	3,90%	85%	4,80%	4%	3,20%	100%	564	30	
	2 Gymnasieexamen		7%	2,28%	92%	2,66%	2%	1,46%	100%	813	15	
	3 Annan eftergymnasial utbildning		10%	4,90%	90%	4,92%	1%	0,59%	100%	382	15	
	4 Kortare studier vid högskola/universitet		5%	3,35%	94%	3,44%	1%	0,77%	100%	240	5	
	5 Examen från högskola/universitet (kand/mag/master/forskarexamen)		2%	1,36%	97%	1,64%	1%	0,92%	100%	596	15	



F9E Gå på restaurang, bar eller disco?												
								4 Går aldrig på/utför aldrig aktiviteten				
			2 Ja	Fel +/-	3 Nej	Fel +/-			Fel +/-	Samtliga	Antal svar (oviktad)	Antal ej svar (oviktad)
			Procent		Procent		Procent			Procent		
<b>Totalt</b>			10%	1,84%	81%	2,13%	8%	1,27%	100%		2641	94
<b>KÖN</b>	1 Kvinna		10%	2,51%	80%	3,02%	10%	1,97%	100%		1427	50
	2 Man		10%	2,69%	83%	3,01%	7%	1,59%	100%		1214	44
<b>ÅLDER</b>	1 18-24		20%	9,35%	78%	9,46%	2%	2,03%	100%		113	1
	2 25-34		13%	5,99%	83%	6,48%	4%	2,93%	100%		201	3
	3 35-44		9%	3,82%	86%	4,96%	5%	3,44%	100%		269	7
	4 45-54		8%	3,24%	87%	4,13%	6%	2,78%	100%		421	10
	5 55-64		11%	3,70%	82%	4,22%	7%	2,44%	100%		574	16
	6 65-74		9%	3,18%	75%	4,46%	16%	3,66%	100%		689	25
	7 75-84		3%	2,09%	74%	5,73%	22%	5,49%	100%		374	32
<b>KOMMUN</b>	1 Arboga		10%	6,15%	76%	8,33%	14%	6,72%	100%		201	8
	2 Fagersta		11%	5,29%	77%	7,17%	12%	5,73%	100%		203	4
	3 Hallstahammar		11%	5,43%	81%	6,17%	8%	3,38%	100%		217	11
	4 Kungsör		9%	4,46%	84%	5,21%	7%	3,12%	100%		232	11
	5 Köping		12%	5,09%	80%	5,67%	8%	3,07%	100%		270	14
	6 Norberg		6%	3,94%	87%	5,16%	8%	3,56%	100%		210	5
	7 Sala		6%	3,33%	84%	4,44%	10%	3,21%	100%		302	14
	8 Skinnkatteberg		5%	2,82%	80%	5,57%	16%	4,86%	100%		212	10
	9 Surahammar		8%	3,95%	79%	5,83%	13%	4,49%	100%		218	6
	10 Västerås		11%	2,97%	82%	3,38%	7%	1,90%	100%		576	11
<b>BOENDEORT</b>	1 I kommunens centralort		11%	2,27%	82%	2,63%	7%	1,52%	100%		1556	44
	2 I annan tätort i kommunen		15%	7,19%	77%	7,74%	8%	4,01%	100%		289	8
	3 Utanför tätort		8%	3,54%	81%	4,54%	11%	3,25%	100%		633	27
<b>FÖDELSELAND</b>	1 Sverige		10%	2,02%	82%	2,30%	8%	1,31%	100%		2199	70
	2 Europa Utom Norden		19%	13,94%	72%	14,11%	8%	5,70%	100%		89	2
	3 Norden utom Sverige		9%	5,91%	71%	8,96%	20%	7,77%	100%		185	15
	4 Övriga världen		10%	5,11%	82%	6,89%	8%	5,07%	100%		168	7
<b>UTBILDNING</b>	1 Grundskola		11%	4,09%	72%	5,37%	17%	4,16%	100%		560	34
	2 Gymnasieexamen		14%	3,71%	81%	3,93%	5%	1,64%	100%		810	18
	3 Annan eftergymnasial utbildning		8%	4,09%	82%	5,58%	10%	4,23%	100%		384	13
	4 Kortare studier vid högskola/universitet		13%	6,92%	80%	7,58%	8%	4,00%	100%		240	5
	5 Examen från högskola/universitet (kand/mag/master/forskarexamen)		7%	3,16%	87%	3,75%	6%	2,24%	100%		596	15

F9F Går på sportevenemang?												
			2 Ja	Fel +/-	3 Nej	Fel +/-	4 Går aldrig på/utför aldrig aktiviteten	Fel +/-	Samtliga	Antal svar (oviktad)	Antal ej svar (oviktad)	
			Procent		Procent		Procent		Procent			
<b>Totalt</b>			4%	1,21%	71%	2,52%	25%	2,37%	100%	2628	107	
<b>KÖN</b>	1 Kvinna		4%	1,66%	65%	3,63%	31%	3,48%	100%	1413	64	
	2 Man		4%	1,76%	75%	3,44%	20%	3,16%	100%	1215	43	
<b>ÅLDER</b>	1 18-24		6%	5,84%	73%	10,01%	21%	9,01%	100%	112	2	
	2 25-34		6%	4,18%	68%	8,10%	26%	7,59%	100%	200	4	
	3 35-44		3%	2,48%	78%	6,07%	18%	5,75%	100%	268	8	
	4 45-54		4%	2,26%	80%	4,81%	16%	4,42%	100%	419	12	
	5 55-64		5%	2,58%	67%	5,09%	28%	4,83%	100%	575	15	
	6 65-74		3%	2,04%	66%	4,85%	31%	4,72%	100%	689	25	
	7 75-84		1%	0,58%	55%	6,92%	44%	6,92%	100%	365	41	
<b>KOMMUN</b>	1 Arboga		4%	2,96%	66%	8,72%	29%	8,57%	100%	199	10	
	2 Fagersta		3%	2,22%	63%	7,81%	34%	7,74%	100%	203	4	
	3 Hallstahammar		7%	4,91%	67%	8,01%	26%	7,31%	100%	219	9	
	4 Kungsör		1%	2,09%	78%	5,72%	21%	5,48%	100%	228	15	
	5 Köping		6%	3,79%	73%	6,73%	21%	6,17%	100%	271	13	
	6 Norberg		2%	1,93%	75%	7,06%	23%	6,91%	100%	209	6	
	7 Sala		1%	1,34%	73%	5,33%	25%	5,22%	100%	299	17	
	8 Skinnkatteberg		2%	1,67%	67%	7,99%	31%	7,94%	100%	213	9	
	9 Surahammar		2%	1,69%	69%	8,24%	30%	8,21%	100%	216	8	
	10 Västerås		5%	1,96%	71%	4,00%	25%	3,74%	100%	571	16	
<b>BOENDEORT</b>	1 I kommunens centralort		3%	1,31%	71%	3,15%	25%	3,01%	100%	1549	51	
	2 I annan tätort i kommunen		8%	6,08%	62%	8,62%	29%	7,78%	100%	288	9	
	3 Utanför tätort		4%	2,44%	73%	4,89%	24%	4,50%	100%	628	32	
<b>FÖDELSELAND</b>	1 Sverige		4%	1,33%	69%	2,82%	27%	2,67%	100%	2191	78	
	2 Europa Utom Norden		7%	8,78%	68%	14,32%	25%	13,11%	100%	87	4	
	3 Norden utom Sverige		4%	4,57%	65%	9,27%	31%	8,79%	100%	184	16	
	4 Övriga världen		5%	3,65%	81%	6,78%	13%	5,94%	100%	166	9	
<b>UTBILDNING</b>	1 Grundskola		5%	2,43%	68%	5,43%	28%	5,10%	100%	553	41	
	2 Gymnasieexamen		5%	2,48%	72%	4,48%	23%	4,11%	100%	809	19	
	3 Annan eftergymnasial utbildning		5%	3,25%	67%	6,95%	28%	6,66%	100%	383	14	
	4 Kortare studier vid högskola/universitet		5%	4,24%	72%	8,04%	24%	7,40%	100%	239	6	
	5 Examen från högskola/universitet (kand/mag/master/forskarexamen)		3%	2,01%	71%	5,10%	26%	4,91%	100%	594	17	

F9G Gå på föreningsmöten, kurser eller liknande?												
			2 Ja	Fel +/-	3 Nej	Fel +/-	4 Går aldrig på/utför aldrig aktiviteten	Fel +/-	Samtliga	Antal svar (oviktad)	Antal ej svar (oviktad)	
			Procent		Procent		Procent		Procent			
<b>Totalt</b>			3%	0,89%	78%	2,31%	20%	2,21%	100%	2632	103	
<b>KÖN</b>	1 Kvinna		4%	1,50%	77%	3,30%	20%	3,10%	100%	1415	62	
	2 Man		2%	0,96%	78%	3,23%	20%	3,14%	100%	1217	41	
<b>ÅLDER</b>	1 18-24		3%	3,66%	76%	9,54%	21%	9,14%	100%	113	1	
	2 25-34		4%	3,03%	73%	7,61%	24%	7,28%	100%	200	4	
	3 35-44		2%	1,13%	82%	5,47%	16%	5,39%	100%	265	11	
	4 45-54		2%	1,85%	82%	4,76%	16%	4,50%	100%	420	11	
	5 55-64		3%	2,03%	77%	4,53%	20%	4,25%	100%	576	14	
	6 65-74		3%	1,79%	77%	4,24%	20%	4,01%	100%	689	25	
	7 75-84		4%	2,51%	75%	5,81%	21%	5,47%	100%	369	37	
<b>KOMMUN</b>	1 Arboga		6%	5,00%	79%	7,15%	15%	5,73%	100%	199	10	
	2 Fagersta		4%	2,32%	66%	7,81%	30%	7,76%	100%	203	4	
	3 Hallstahammar		5%	3,38%	71%	7,93%	25%	7,63%	100%	218	10	
	4 Kungsör		1%	1,89%	82%	5,27%	17%	5,03%	100%	232	11	
	5 Köping		5%	4,08%	76%	6,70%	19%	5,98%	100%	271	13	
	6 Norberg		1%	1,34%	84%	5,66%	15%	5,53%	100%	208	7	
	7 Sala		2%	1,94%	78%	5,23%	20%	5,01%	100%	299	17	
	8 Skinnkatteberg		1%	0,86%	76%	7,87%	23%	7,86%	100%	213	9	
	9 Surahammar		2%	1,87%	71%	8,23%	26%	8,20%	100%	216	8	
	10 Västerås		2%	1,24%	79%	3,61%	18%	3,48%	100%	573	14	
<b>BOENDEORT</b>	1 I kommunens centralort		3%	1,02%	79%	2,80%	18%	2,68%	100%	1552	48	
	2 I annan tätort i kommunen		4%	3,76%	69%	8,54%	27%	8,25%	100%	287	10	
	3 Utanför tätort		2%	1,94%	80%	4,43%	18%	4,12%	100%	631	29	
<b>FÖDELSELAND</b>	1 Sverige		2%	0,80%	78%	2,55%	21%	2,48%	100%	2192	77	
	2 Europa Utom Norden		4%	4,78%	76%	13,30%	19%	12,96%	100%	90	1	
	3 Norden utom Sverige		7%	5,07%	71%	8,88%	22%	8,05%	100%	184	16	
	4 Övriga världen		8%	4,77%	81%	7,28%	12%	5,95%	100%	166	9	
<b>UTBILDNING</b>	1 Grundskola		5%	2,94%	68%	5,57%	27%	5,13%	100%	551	43	
	2 Gymnasieexamen		2%	1,16%	74%	4,45%	24%	4,38%	100%	812	16	
	3 Annan eftergymnasial utbildning		5%	3,92%	76%	6,51%	20%	5,79%	100%	382	15	
	4 Kortare studier vid högskola/universitet		3%	3,31%	83%	6,57%	14%	5,91%	100%	241	4	
	5 Examen från högskola/universitet (kand/mag/master/forskarexamen)		1%	0,86%	85%	4,20%	14%	4,14%	100%	595	16	

F9H Åka buss eller tåg?												
			2 Ja	Fel +/-	3 Nej	Fel +/-	4 Går aldrig på/utför aldrig aktiviteten	Fel +/-	Samtliga	Antal svar (oviktad)	Antal ej svar (oviktad)	
			Procent		Procent		Procent		Procent			
<b>Totalt</b>			10%	1,81%	81%	2,14%	9%	1,35%	100%	2643	92	
<b>KÖN</b>	1 Kvinna		12%	2,72%	81%	2,94%	7%	1,39%	100%	1426	51	
	2 Man		8%	2,37%	81%	3,11%	11%	2,27%	100%	1217	41	
<b>ÅLDER</b>	1 18-24		19%	8,78%	78%	9,29%	3%	3,95%	100%	113	1	
	2 25-34		16%	6,34%	76%	7,08%	7%	3,83%	100%	201	3	
	3 35-44		9%	3,64%	82%	5,21%	9%	4,00%	100%	268	8	
	4 45-54		7%	3,07%	85%	4,15%	7%	3,00%	100%	422	9	
	5 55-64		9%	3,39%	82%	4,07%	8%	2,61%	100%	575	15	
	6 65-74		7%	2,84%	79%	3,99%	14%	3,16%	100%	690	24	
	7 75-84		4%	2,80%	80%	4,87%	16%	4,19%	100%	374	32	
<b>KOMMUN</b>	1 Arboga		9%	5,36%	79%	6,89%	12%	4,86%	100%	199	10	
	2 Fagersta		8%	4,47%	72%	7,27%	19%	6,48%	100%	203	4	
	3 Hallstahammar		15%	7,21%	76%	7,65%	9%	3,91%	100%	218	10	
	4 Kungsör		6%	3,74%	82%	5,43%	13%	4,32%	100%	233	10	
	5 Köping		10%	5,42%	78%	6,11%	12%	3,77%	100%	271	13	
	6 Norberg		8%	4,70%	81%	6,20%	11%	4,50%	100%	211	4	
	7 Sala		7%	3,63%	80%	5,13%	13%	4,05%	100%	302	14	
	8 Skinnkatteberg		6%	3,47%	73%	7,71%	21%	7,35%	100%	213	9	
	9 Surahammar		11%	4,48%	70%	8,13%	19%	7,73%	100%	217	7	
	10 Västerås		11%	2,85%	84%	3,32%	6%	1,95%	100%	576	11	
<b>BOENDEORT</b>	1 I kommunens centralort		9%	2,15%	83%	2,56%	8%	1,58%	100%	1556	44	
	2 I annan tätort i kommunen		11%	6,19%	78%	7,50%	11%	5,17%	100%	289	8	
	3 Utanför tätort		10%	4,06%	79%	4,70%	11%	2,94%	100%	634	26	
<b>FÖDELSELAND</b>	1 Sverige		9%	1,94%	82%	2,33%	9%	1,50%	100%	2200	69	
	2 Europa Utom Norden		13%	10,24%	83%	10,71%	4%	3,79%	100%	90	1	
	3 Norden utom Sverige		10%	6,56%	74%	8,27%	15%	6,02%	100%	185	15	
	4 Övriga världen		16%	6,75%	77%	7,79%	7%	4,69%	100%	168	7	
<b>UTBILDNING</b>	1 Grundskola		12%	4,66%	73%	5,36%	15%	3,50%	100%	559	35	
	2 Gymnasieexamen		11%	3,30%	77%	4,15%	12%	2,98%	100%	812	16	
	3 Annan eftergymnasial utbildning		13%	5,60%	79%	5,96%	8%	2,78%	100%	384	13	
	4 Kortare studier vid högskola/universitet		5%	3,13%	88%	5,16%	7%	4,22%	100%	241	4	
	5 Examen från högskola/universitet (kand/mag/master/forskarexamen)		9%	3,40%	87%	3,83%	5%	1,98%	100%	596	15	

F9I Annat? (Skriv i rutan:)												
			2 Ja	Fel +/-	3 Nej	Fel +/-	4 Går aldrig på/utför aldrig aktiviteten	Fel +/-	Samtliga	Antal svar (oviktad)	Antal ej svar (oviktad)	
			Procent		Procent		Procent		Procent			
<b>Totalt</b>			6%	2,44%	82%	4,24%	12%	3,61%	100%	529	2206	
<b>KÖN</b>	1 Kvinna		11%	4,67%	79%	6,28%	11%	4,52%	100%	274	1203	
	2 Man		2%	1,94%	85%	5,73%	13%	5,46%	100%	255	1003	
<b>ÅLDER</b>	1 18-24		6%	11,25%	91%	12,48%	3%	5,50%	100%	20	94	
	2 25-34		7%	7,71%	76%	17,43%	16%	16,15%	100%	28	176	
	3 35-44		1%	2,51%	97%	3,34%	2%	2,19%	100%	61	215	
	4 45-54		3%	4,87%	85%	9,66%	11%	8,59%	100%	72	359	
	5 55-64		12%	7,67%	78%	10,17%	11%	7,69%	100%	104	486	
	6 65-74		10%	7,06%	70%	10,37%	20%	9,15%	100%	149	565	
	7 75-84		4%	3,78%	77%	10,04%	19%	9,40%	100%	95	311	
<b>KOMMUN</b>	1 Arboga		18%	18,82%	78%	18,96%	3%	4,78%	100%	37	172	
	2 Fagersta		9%	8,76%	67%	17,30%	24%	16,72%	100%	42	165	
	3 Hallstahammar		9%	9,63%	86%	11,18%	6%	5,85%	100%	46	182	
	4 Kungsör		6%	6,66%	78%	11,72%	16%	10,26%	100%	49	194	
	5 Köping		8%	6,40%	70%	12,96%	22%	12,21%	100%	66	218	
	6 Norberg		4%	4,32%	85%	12,19%	12%	11,46%	100%	48	167	
	7 Sala		7%	5,74%	85%	8,39%	8%	6,16%	100%	59	257	
	8 Skinnkatteberg		2%	3,80%	86%	9,62%	12%	8,74%	100%	44	178	
	9 Surahammar		0%		89%	9,93%	11%	9,93%	100%	38	186	
	10 Västerås		4%	3,47%	86%	6,63%	10%	5,80%	100%	100	487	
<b>BOENDEORT</b>	1 I kommunens centralort		7%	3,62%	82%	5,63%	12%	4,53%	100%	274	1326	
	2 I annan tätort i kommunen		3%	3,48%	82%	14,44%	15%	14,24%	100%	67	230	
	3 Utanför tätort		6%	5,46%	80%	9,48%	13%	8,14%	100%	127	533	
<b>FÖDELSELAND</b>	1 Sverige		6%	2,74%	82%	4,93%	12%	4,27%	100%	420	1849	
	2 Europa Utom Norden		6%	8,55%	77%	23,50%	17%	22,21%	100%	18	73	
	3 Norden utom Sverige		4%	5,31%	68%	19,51%	28%	19,24%	100%	42	158	
	4 Övriga världen		6%	7,58%	89%	9,12%	4%	5,32%	100%	49	126	
<b>UTBILDNING</b>	1 Grundskola		6%	5,69%	73%	9,86%	20%	8,74%	100%	148	446	
	2 Gymnasieexamen		5%	3,60%	87%	7,38%	8%	6,61%	100%	148	680	
	3 Annan eftergymnasial utbildning		5%	5,79%	76%	12,56%	18%	11,61%	100%	77	320	
	4 Kortare studier vid högskola/universitet		7%	7,90%	87%	9,78%	6%	5,20%	100%	39	206	
	5 Examen från högskola/universitet (kand/mag/master/forskarexamen)		9%	6,23%	85%	8,43%	7%	5,98%	100%	98	513	

F10 Vilken är din huvudsakliga sysselsättning just nu?																				
		1 Anställd i privat företag heltid		2 Anställd i privat företag deltid		3 Anställd i offentlig sektor (stat, regionorganisation, kommun) – heltid		4 Anställd i offentlig sektor (stat, regionorganisation, kommun) – deltid		5 Föräldraledig eller tjänstledig		6 Studerande		7 Arbetslös eller i arbetsmarknadspolitisk åtgärd		8 Långtidssjukskriven (mer än 3 månader)		9 Egen företagare		
		Procent	Fel +/-	Procent	Fel +/-	Procent	Fel +/-	Procent	Fel +/-	Procent	Fel +/-	Procent	Fel +/-	Procent	Fel +/-	Procent	Fel +/-	Procent	Fel +/-	
Totalt		29%	2,66%	4%	1,24%	19%	1,24%	3%	0,97%	1%	0,62%	7%	1,83%	3%	1,14%	1%	0,45%	4%	1,02%	
KÖN	1 Kvinna	16%	2,96%	5%	1,96%	26%	3,49%	6%	1,87%	2%	1,22%	8%	2,60%	3%	1,37%	0%	0,45%	3%	1,23%	
	2 Man	42%	4,08%	3%	1,51%	12%	2,78%	1%	0,53%	0%	0,25%	6%	2,59%	3%	1,82%	1%	0,77%	5%	1,62%	
ÅLDER	1 18-24	30%	10,47%	11%	7,22%	3%	3,08%	1%	0,69%	3%	3,09%	39%	11,14%	10%	6,85%	0%			0%	
	2 25-34	36%	8,36%	4%	3,65%	27%	8,04%	5%	3,84%	3%	2,57%	13%	5,92%	5%	4,10%	1%	2,00%	2%	2,15%	
	3 35-44	45%	7,49%	6%	3,63%	27%	6,57%	5%	2,65%	1%	1,77%	4%	3,24%	0%	0,17%	0%	0,28%	7%	3,74%	
	4 45-54	42%	6,35%	2%	1,68%	34%	5,91%	5%	2,29%	0%	0,47%	1%	1,14%	2%	1,68%	1%	1,08%	7%	3,46%	
	5 55-64	35%	5,24%	4%	2,21%	25%	4,57%	6%	2,48%	0%	0,21%	0%		5%	2,67%	1%	1,32%	7%	2,57%	
	6 65-74	1%	1,22%	2%	1,42%	2%	1,53%	1%	0,92%	0%		0%		0%		0%			2%	1,33%
	7 75-84	0%		0%	0,17%	0%		0%		0%		0%		0%		0%			0%	0,49%
KOMMUN	1 Arboga	18%	6,80%	0%	0,62%	23%	8,90%	4%	2,31%	0%	0,62%	9%	7,02%	2%	2,25%	0%	0,80%	4%	2,48%	
	2 Fagersta	39%	8,36%	3%	2,63%	12%	5,07%	4%	3,70%	2%	2,37%	5%	3,77%	3%	2,92%	0%	0,67%	1%	1,28%	
	3 Hallstahammar	29%	8,14%	1%	1,32%	20%	6,46%	2%	1,59%	1%	1,77%	7%	6,29%	4%	5,00%	0%	0,48%	4%	2,80%	
	4 Kungsör	25%	6,54%	4%	3,05%	16%	5,26%	7%	3,82%	4%	2,34%	5%	4,09%	2%	2,22%	1%	1,32%	5%	3,13%	
	5 Köping	32%	7,54%	1%	0,79%	18%	4,95%	3%	2,15%	2%	1,91%	5%	4,69%	1%	1,46%	0%	0,37%	5%	3,15%	
	6 Norberg	23%	7,38%	5%	4,25%	17%	6,54%	3%	2,42%	2%	2,82%	8%	7,61%	2%	3,06%	1%	1,06%	6%	4,45%	
	7 Sala	23%	6,08%	4%	2,97%	18%	4,82%	3%	1,66%	2%	2,44%	7%	4,07%	2%	2,42%	0%	0,92%	5%	2,77%	
	8 Skinnkatteberg	27%	9,32%	1%	1,09%	13%	5,71%	6%	3,98%	1%	1,65%	1%	1,74%	3%	3,20%	1%	1,25%	8%	4,67%	
	9 Surahammar	27%	8,42%	4%	3,08%	15%	5,55%	4%	2,76%	0%		4%	3,14%	4%	3,21%	1%	1,14%	7%	7,39%	
	10 Västerås	30%	4,23%	5%	2,12%	20%	3,68%	3%	1,61%	1%	0,93%	8%	2,94%	4%	1,88%	1%	0,78%	4%	1,56%	
BOENDEORT	1 I kommunens centralort	31%	3,46%	4%	1,55%	19%	2,92%	3%	1,11%	1%	0,52%	7%	2,24%	3%	1,50%	0%	0,30%	3%	1,10%	
	2 I annan tätort i kommunen	18%	6,75%	5%	4,94%	22%	7,63%	6%	5,01%	1%	2,40%	8%	5,53%	4%	4,41%	0%	0,13%	5%	3,34%	
	3 Utanför tätort	30%	5,86%	2%	1,18%	17%	4,37%	3%	1,63%	2%	1,20%	8%	4,13%	3%	2,06%	1%	0,86%	8%	3,13%	
FÖDELSELAND	1 Sverige	30%	2,95%	4%	1,36%	20%	2,50%	3%	1,02%	1%	0,74%	6%	1,95%	2%	1,07%	1%	0,49%	4%	1,15%	
	2 Europa Utom Norden	42%	15,43%	0%		20%	13,69%	8%	6,15%	0%		1%	2,64%	0%	0,81%	0%		2%	2,61%	
	3 Norden utom Sverige	12%	5,75%	4%	4,90%	11%	7,63%	1%	1,23%	0%		0%		2%	3,34%	2%	3,35%	1%	0,99%	
	4 Övriga världen	23%	8,15%	6%	4,78%	16%	7,24%	5%	4,12%	1%	1,14%	19%	8,12%	10%	6,52%	1%	1,49%	5%	3,69%	
UTBILDNING	1 Grundskola	15%	5,09%	3%	2,12%	3%	1,87%	2%	1,38%	0%	0,40%	10%	5,00%	6%	3,99%	1%	1,42%	2%	1,90%	
	2 Gymnasieexamen	41%	4,99%	6%	2,84%	13%	3,22%	4%	1,82%	1%	1,12%	6%	3,03%	3%	1,73%	1%	1,23%	4%	1,87%	
	3 Annan eftergymnasial utbildning	20%	6,05%	3%	2,51%	19%	5,97%	3%	2,00%	2%	2,22%	8%	5,28%	6%	5,08%	0%		6%	3,04%	
	4 Kortare studier vid högskola/universitet	28%	8,27%	8%	5,80%	8%	3,70%	1%	1,43%	0%		19%	8,67%	3%	4,13%	1%	0,82%	5%	3,80%	
	5 Examen från högskola/universitet	28%	5,35%	1%	1,23%	39%	5,53%	4%	2,39%	2%	1,46%	3%	2,18%	1%	0,74%	0%	0,15%	3%	1,83%	

F10 Vilken är din huvudsakliga sysselsättning just nu?																	
		10 Har sjuk- eller aktivitetsersättning (tidigare kallat förtdspension, sjukpension eller sjukbidrag)				11 Pensionär (älderspensionär, avtalspensionär)					13 Annat				Samtliga	Antal svar (oviktad)	Antal ej svar (oviktad)
		Procent	Fel +/-	Procent	Fel +/-	Procent	Fel +/-	Procent	Fel +/-	Procent	Fel +/-	Procent	Fel +/-	Procent			
<b>Totalt</b>		2%	0,62%	25%	2,01%	0%	0,32%	1%	0,59%	100%					2598	137	
<b>KÖN</b>	1 Kvinna	2%	1,03%	26%	2,86%	1%	0,65%	1%	0,55%	100%					1403	74	
	2 Man	1%	0,71%	24%	2,82%	0%	0,03%	2%	1,03%	100%					1195	63	
<b>ÅLDER</b>	1 18-24	1%	1,80%	0%		0%		2%	2,01%	100%					109	5	
	2 25-34	1%	1,58%	1%	1,19%	0%	0,17%	1%	0,92%	100%					198	6	
	3 35-44	2%	1,87%	1%	1,56%	1%	1,64%	2%	2,01%	100%					259	17	
	4 45-54	2%	1,80%	0%	0,91%	0%	0,51%	2%	2,23%	100%					411	20	
	5 55-64	4%	2,02%	11%	3,17%	1%	0,88%	1%	1,16%	100%					568	22	
	6 65-74	0%		92%	2,94%	0%	0,87%	0%	0,34%	100%					670	44	
	7 75-84	0%	0,26%	99%	0,59%	0%		0%	0,10%	100%					383	23	
<b>KOMMUN</b>	1 Arboga	6%	6,06%	30%	6,86%	0%		3%	3,03%	100%					196	13	
	2 Fagersta	3%	2,32%	27%	6,03%	0%		1%	1,75%	100%					196	11	
	3 Hallstahammar	1%	1,48%	30%	6,15%	0%		1%	1,47%	100%					223	5	
	4 Kungsör	1%	1,13%	28%	5,54%	1%	1,66%	1%	1,97%	100%					232	11	
	5 Köping	1%	1,00%	30%	5,68%	0%	0,91%	2%	1,86%	100%					269	15	
	6 Norberg	2%	1,63%	29%	6,35%	0%	0,63%	1%	1,69%	100%					201	14	
	7 Sala	2%	1,72%	30%	5,05%	0%		3%	2,68%	100%					297	19	
	8 Skinnskatteberg	4%	3,17%	32%	6,77%	1%	1,59%	1%	1,31%	100%					207	15	
	9 Surahammar	2%	2,00%	31%	6,51%	1%	1,18%	0%		100%					214	10	
	10 Västerås	1%	0,84%	22%	3,11%	0%	0,54%	1%	0,84%	100%					563	24	
<b>BOENDEORT</b>	1 I kommunens centralort	2%	0,81%	25%	2,55%	0%	0,45%	2%	0,86%	100%					1527	73	
	2 I annan tätort i kommunen	2%	1,48%	27%	6,48%	0%	0,38%	1%	1,01%	100%					290	7	
	3 Utanför tätort	1%	0,52%	26%	4,28%	0%	0,74%	1%	0,52%	100%					617	43	
<b>FÖDELSELAND</b>	1 Sverige	2%	0,68%	26%	2,23%	0%	0,17%	1%	0,61%	100%					2163	106	
	2 Europa Utom Norden	2%	3,97%	22%	9,98%	2%	3,33%	0%	0,72%	100%					87	4	
	3 Norden utom Sverige	2%	1,92%	65%	9,76%	0%		0%		100%					185	15	
	4 Övriga världen	1%	2,19%	8%	4,13%	2%	2,37%	3%	2,90%	100%					163	12	
<b>UTBILDNING</b>	1 Grundskola	3%	2,33%	52%	6,33%	2%	1,87%	1%	1,14%	100%					549	45	
	2 Gymnasieexamen	2%	1,38%	18%	3,02%	0%	0,44%	1%	0,69%	100%					797	31	
	3 Annan eftergymnasial utbildning	1%	0,79%	32%	6,05%	0%		1%	1,25%	100%					371	26	
	4 Kortare studier vid högskola/universitet	2%	2,40%	23%	6,22%	0%	0,29%	2%	2,45%	100%					237	8	
	5 Examen från högskola/universitet	0%	0,20%	17%	3,27%	0%	0,08%	2%	1,41%	100%					593	18	

F11A Jag trivs på min arbetsplats												
		1 Stämmer mycket bra		2 Stämmer ganska bra		3 Stämmer ganska dåligt		4 Stämmer mycket dåligt		Samtliga	Antal svar (oviktad)	Antal ej svar (oviktad)
		Procent	Fel +/-	Procent	Fel +/-	Procent	Fel +/-	Procent	Fel +/-			
Totalt		51%	3,75%	39%	3,65%	8%	2,15%	2%	0,86%	100%	1311	1424
KÖN	1 Kvinna	53%	5,28%	36%	5,05%	9%	3,13%	2%	1,44%	100%	709	768
	2 Man	49%	5,31%	42%	5,22%	8%	2,97%	1%	0,98%	100%	602	656
ÅLDER	1 18-24	49%	16,11%	33%	14,89%	17%	11,78%	1%	1,42%	100%	54	60
	2 25-34	47%	9,93%	42%	9,79%	10%	5,89%	1%	0,82%	100%	150	54
	3 35-44	54%	7,67%	35%	7,24%	10%	4,43%	1%	1,88%	100%	245	31
	4 45-54	48%	6,64%	44%	6,62%	5%	3,15%	2%	2,15%	100%	371	60
	5 55-64	53%	6,13%	39%	5,94%	6%	2,90%	2%	2,01%	100%	442	148
	6 65-74	73%	16,98%	25%	16,80%	2%	3,54%	0%		100%	45	669
	7 75-84	59%	58,58%	0%		0%		41%	58,58%	100%	4	402
KOMMUN	1 Arboga	45%	13,16%	39%	13,53%	13%	10,26%	3%	3,50%	100%	89	120
	2 Fagersta	50%	11,25%	44%	11,28%	6%	5,87%	0%		100%	99	108
	3 Hallstahammar	37%	10,96%	56%	11,32%	5%	4,68%	2%	2,63%	100%	104	124
	4 Kungsör	52%	9,61%	38%	9,28%	8%	6,23%	1%	1,78%	100%	121	122
	5 Köping	44%	9,61%	41%	9,80%	14%	8,54%	1%	1,44%	100%	138	146
	6 Norberg	48%	11,49%	44%	11,42%	8%	6,27%	1%	1,77%	100%	97	118
	7 Sala	52%	9,08%	40%	8,80%	6%	3,89%	2%	2,43%	100%	141	175
	8 Skinnskatteberg	48%	13,00%	47%	13,06%	3%	3,56%	2%	2,75%	100%	92	130
	9 Surahammar	47%	12,64%	38%	11,39%	13%	11,96%	2%	3,22%	100%	97	127
	10 Västerås	54%	5,73%	37%	5,55%	8%	3,09%	2%	1,34%	100%	333	254
BOENDEORT	1 I kommunens centralort	50%	4,77%	39%	4,62%	9%	2,94%	2%	1,07%	100%	767	833
	2 I annan tätort i kommunen	49%	12,18%	41%	12,02%	8%	6,59%	2%	2,54%	100%	140	157
	3 Utanför tätort	53%	7,74%	36%	7,47%	8%	4,00%	2%	2,38%	100%	324	336
FÖDELSELAND	1 Sverige	49%	4,08%	40%	4,01%	9%	2,37%	2%	0,95%	100%	1117	1152
	2 Europa Utom Norden	55%	18,68%	32%	16,66%	10%	12,23%	2%	4,52%	100%	49	42
	3 Norden utom Sverige	50%	18,92%	38%	18,59%	11%	12,47%	1%	1,70%	100%	50	150
	4 Övriga världen	61%	12,18%	33%	11,59%	5%	5,92%	1%	2,54%	100%	95	80
UTBILDNING	1 Grundskola	45%	13,01%	47%	13,22%	6%	6,85%	2%	3,96%	100%	105	489
	2 Gymnasieexamen	48%	6,16%	40%	5,97%	9%	3,57%	3%	1,84%	100%	498	330
	3 Annan eftergymnasial utbildning	52%	9,93%	42%	10,00%	6%	5,01%	0%	0,49%	100%	183	214
	4 Kortare studier vid högskola/universitet	46%	12,35%	36%	11,83%	17%	11,70%	0%	0,37%	100%	116	129
	5 Examen från högskola/universitet (kand/mag/master/forskarexamen)	55%	6,65%	37%	6,46%	7%	3,18%	1%	1,32%	100%	390	221



F11B Jag trivs med mina arbetsuppgifter												
		1 Stämmer mycket bra		2 Stämmer ganska bra		3 Stämmer ganska dåligt		4 Stämmer mycket dåligt		Samtliga	Antal svar (oviktad)	Antal ej svar (oviktad)
		Procent	Fel +/-	Procent	Fel +/-	Procent	Fel +/-	Procent	Fel +/-	Procent		
<b>Totalt</b>		50%	3,77%	42%	3,73%	8%	2,07%	1%	0,66%	100%	1298	1437
<b>KÖN</b>	1 Kvinna	53%	5,30%	40%	5,24%	5%	2,10%	2%	1,31%	100%	703	774
	2 Man	46%	5,33%	43%	5,29%	10%	3,42%	0%	0,39%	100%	595	663
<b>ÅLDER</b>	1 18-24	51%	16,09%	36%	15,22%	13%	10,30%	1%	1,42%	100%	54	60
	2 25-34	42%	9,89%	45%	9,93%	12%	5,97%	1%	0,98%	100%	149	55
	3 35-44	49%	7,80%	43%	7,71%	8%	3,90%	0%	0,68%	100%	241	35
	4 45-54	52%	6,68%	40%	6,58%	6%	3,54%	3%	2,09%	100%	369	62
	5 55-64	54%	6,17%	42%	6,12%	4%	2,29%	0%	0,34%	100%	436	154
	6 65-74	77%	16,00%	23%	16,00%	0%		0%		100%	45	669
	7 75-84	59%	58,58%	0%		0%		41%	58,58%	100%	4	402
<b>KOMMUN</b>	1 Arboga	46%	13,34%	45%	14,02%	8%	5,32%	2%	3,23%	100%	87	122
	2 Fagersta	52%	11,35%	42%	11,41%	6%	4,98%	0%		100%	98	109
	3 Hallstahammar	38%	10,93%	55%	11,48%	7%	7,05%	0%	0,87%	100%	102	126
	4 Kungsör	55%	9,68%	40%	9,49%	6%	5,37%	0%		100%	120	123
	5 Köping	41%	9,45%	40%	9,51%	18%	9,19%	2%	2,34%	100%	139	145
	6 Norberg	56%	11,53%	32%	10,30%	12%	9,07%	1%	1,78%	100%	96	119
	7 Sala	50%	9,21%	41%	8,96%	8%	5,10%	1%	1,75%	100%	139	177
	8 Skinnskatteberg	51%	13,15%	43%	13,19%	4%	3,92%	2%	2,79%	100%	91	131
	9 Surahammar	52%	12,67%	35%	10,80%	10%	11,93%	4%	4,21%	100%	97	127
	10 Västerås	52%	5,78%	41%	5,71%	6%	2,85%	1%	0,96%	100%	329	258
<b>BOENDEORT</b>	1 I kommunens centralort	50%	4,78%	41%	4,71%	8%	2,72%	1%	0,91%	100%	766	834
	2 I annan tätort i kommunen	44%	12,25%	48%	12,32%	8%	6,66%	1%	1,08%	100%	137	160
	3 Utanför tätort	50%	7,84%	43%	7,86%	5%	3,53%	2%	1,47%	100%	319	341
<b>FÖDELSELAND</b>	1 Sverige	49%	4,09%	43%	4,08%	7%	2,11%	1%	0,67%	100%	1108	1161
	2 Europa Utom Norden	54%	18,51%	27%	14,94%	17%	14,65%	2%	4,42%	100%	50	41
	3 Norden utom Sverige	59%	18,28%	37%	18,03%	3%	4,39%	1%	1,70%	100%	50	150
	4 Övriga världen	53%	12,89%	36%	12,36%	10%	8,04%	2%	2,66%	100%	90	85
<b>UTBILDNING</b>	1 Grundskola	46%	13,29%	47%	13,51%	4%	5,57%	2%	4,06%	100%	101	493
	2 Gymnasieexamen	45%	6,18%	46%	6,16%	7%	3,23%	1%	1,15%	100%	493	335
	3 Annan eftergymnasial utbildning	52%	10,01%	41%	10,12%	6%	4,52%	1%	1,58%	100%	181	216
	4 Kortare studier vid högskola/universitet	45%	12,25%	41%	12,58%	13%	9,96%	0%	0,37%	100%	115	130
	5 Examen från högskola/universitet (kand/mag/master/forskarexamen)	55%	6,67%	36%	6,45%	7%	3,54%	1%	1,10%	100%	390	221

F11C Jag upplever mitt arbete som meningsfullt												
		1 Stämmer mycket bra		2 Stämmer ganska bra		3 Stämmer ganska dåligt		4 Stämmer mycket dåligt		Samtliga	Antal svar (oviktad)	Antal ej svar (oviktad)
		Procent	Fel +/-	Procent	Fel +/-	Procent	Fel +/-	Procent	Fel +/-	Procent		
Totalt		55%	3,77%	34%	3,62%	8%	2,04%	3%	1,42%	100%	1296	1439
KÖN	1 Kvinna	63%	5,16%	28%	4,80%	7%	2,85%	2%	1,34%	100%	703	774
	2 Man	47%	5,33%	40%	5,27%	8%	2,91%	5%	2,41%	100%	593	665
ÅLDER	1 18-24	50%	16,10%	37%	15,78%	7%	7,79%	6%	7,20%	100%	54	60
	2 25-34	45%	9,92%	38%	9,64%	12%	6,18%	5%	3,93%	100%	150	54
	3 35-44	55%	7,76%	35%	7,45%	8%	3,72%	2%	2,51%	100%	239	37
	4 45-54	59%	6,65%	31%	6,24%	6%	3,56%	4%	2,69%	100%	367	64
	5 55-64	58%	6,12%	35%	5,94%	6%	2,87%	1%	1,25%	100%	435	155
	6 65-74	86%	11,96%	12%	11,59%	0%	0,82%	2%	3,09%	100%	47	667
	7 75-84	59%	58,58%	0%		0%		41%	58,58%	100%	4	402
KOMMUN	1 Arboga	63%	12,84%	29%	12,23%	5%	5,34%	2%	3,45%	100%	89	120
	2 Fagersta	48%	11,23%	40%	11,29%	12%	8,12%	0%		100%	98	109
	3 Hallstahammar	43%	11,41%	49%	11,73%	6%	5,15%	2%	2,62%	100%	100	128
	4 Kungsör	62%	9,26%	34%	9,05%	2%	2,08%	2%	2,87%	100%	121	122
	5 Köping	51%	9,94%	31%	8,92%	8%	4,63%	11%	7,98%	100%	138	146
	6 Norberg	60%	11,61%	31%	10,80%	7%	7,40%	2%	2,59%	100%	94	121
	7 Sala	54%	9,19%	28%	8,12%	16%	7,23%	2%	2,38%	100%	139	177
	8 Skinnskatteberg	53%	13,19%	38%	13,18%	7%	6,32%	2%	2,79%	100%	91	131
	9 Surahammar	50%	12,66%	32%	10,44%	8%	5,54%	10%	12,04%	100%	97	127
	10 Västerås	56%	5,78%	34%	5,57%	7%	3,10%	3%	1,80%	100%	329	258
BOENDEORT	1 I kommunens centralort	52%	4,78%	36%	4,59%	8%	2,60%	4%	1,98%	100%	763	837
	2 I annan tätort i kommunen	53%	12,49%	38%	12,26%	9%	7,14%	1%	1,29%	100%	135	162
	3 Utanför tätort	59%	7,83%	30%	7,38%	8%	4,28%	4%	3,25%	100%	320	340
FÖDELSELAND	1 Sverige	54%	4,10%	36%	3,99%	7%	2,16%	3%	1,43%	100%	1108	1161
	2 Europa Utom Norden	56%	18,21%	22%	13,00%	13%	11,81%	9%	11,84%	100%	50	41
	3 Norden utom Sverige	61%	18,24%	28%	17,52%	7%	6,36%	4%	6,45%	100%	50	150
	4 Övriga världen	59%	12,80%	28%	11,68%	9%	7,74%	4%	4,88%	100%	88	87
UTBILDNING	1 Grundskola	49%	13,35%	32%	12,78%	13%	8,94%	6%	7,56%	100%	100	494
	2 Gymnasieexamen	47%	6,16%	39%	6,14%	10%	3,40%	5%	2,61%	100%	492	336
	3 Annan eftergymnasial utbildning	59%	10,10%	33%	9,71%	7%	6,35%	1%	1,67%	100%	182	215
	4 Kortare studier vid högskola/universitet	43%	12,15%	38%	11,89%	13%	10,53%	6%	7,86%	100%	115	130
	5 Examen från högskola/universitet (kand/mag/master/forskarexamen)	65%	6,45%	29%	6,17%	5%	2,65%	2%	1,70%	100%	389	222

F11D Mitt arbete motsvarar huvudsakligen min utbildning												
		1 Stämmer mycket bra		2 Stämmer ganska bra		3 Stämmer ganska dåligt		4 Stämmer mycket dåligt		Samtliga	Antal svar (oviktad)	Antal ej svar (oviktad)
		Procent	Fel +/-	Procent	Fel +/-	Procent	Fel +/-	Procent	Fel +/-	Procent		
<b>Totalt</b>		44%	3,77%	28%	3,31%	15%	2,57%	13%	2,73%	100%	1284	1451
<b>KÖN</b>	1 Kvinna	53%	5,31%	24%	4,40%	11%	3,02%	12%	3,80%	100%	695	782
	2 Man	36%	5,21%	31%	4,86%	18%	4,00%	14%	3,90%	100%	589	669
<b>ÅLDER</b>	1 18-24	34%	15,68%	28%	14,98%	14%	11,10%	24%	13,13%	100%	52	62
	2 25-34	43%	10,04%	20%	7,55%	12%	6,17%	25%	8,72%	100%	148	56
	3 35-44	45%	7,85%	31%	7,17%	15%	5,17%	10%	4,27%	100%	239	37
	4 45-54	43%	6,62%	29%	6,17%	21%	5,28%	8%	3,71%	100%	364	67
	5 55-64	48%	6,22%	32%	5,77%	14%	4,18%	6%	2,90%	100%	432	158
	6 65-74	62%	18,48%	30%	17,21%	2%	2,67%	6%	10,47%	100%	45	669
	7 75-84	14%	27,92%	46%	58,21%	0%		41%	58,58%	100%	4	402
<b>KOMMUN</b>	1 Arboga	46%	13,56%	27%	13,02%	18%	9,13%	9%	7,52%	100%	87	122
	2 Fagersta	30%	10,07%	30%	10,38%	28%	10,53%	12%	7,24%	100%	98	109
	3 Hallstahammar	38%	11,16%	33%	11,26%	14%	7,16%	15%	9,41%	100%	100	128
	4 Kungsör	37%	9,00%	32%	9,09%	22%	8,14%	9%	6,51%	100%	120	123
	5 Köping	31%	8,43%	41%	10,02%	15%	7,71%	12%	7,14%	100%	136	148
	6 Norberg	44%	11,68%	28%	10,76%	19%	8,67%	9%	7,29%	100%	93	122
	7 Sala	32%	8,73%	32%	8,36%	18%	6,59%	18%	7,69%	100%	139	177
	8 Skinnskatteberg	32%	10,74%	29%	14,48%	21%	10,81%	17%	8,67%	100%	89	133
	9 Surahammar	34%	10,84%	25%	9,28%	24%	12,33%	17%	12,30%	100%	96	128
	10 Västerås	50%	5,80%	25%	4,92%	12%	3,76%	13%	4,15%	100%	326	261
<b>BOENDEORT</b>	1 I kommunens centralort	45%	4,80%	26%	4,06%	16%	3,39%	12%	3,21%	100%	759	841
	2 I annan tätort i kommunen	39%	11,81%	29%	11,35%	14%	7,97%	19%	11,18%	100%	132	165
	3 Utanför tätort	43%	7,79%	33%	7,50%	12%	4,33%	11%	5,25%	100%	318	342
<b>FÖDELSELAND</b>	1 Sverige	44%	4,07%	29%	3,63%	14%	2,77%	13%	3,01%	100%	1100	1169
	2 Europa Utom Norden	43%	19,27%	19%	12,13%	23%	14,36%	14%	13,58%	100%	50	41
	3 Norden utom Sverige	41%	18,72%	25%	17,12%	21%	15,07%	14%	12,91%	100%	49	151
	4 Övriga världen	45%	13,29%	28%	11,55%	16%	8,34%	11%	8,16%	100%	85	90
<b>UTBILDNING</b>	1 Grundskola	35%	13,17%	34%	12,32%	17%	10,00%	15%	9,69%	100%	96	498
	2 Gymnasieexamen	28%	5,41%	32%	5,81%	19%	4,56%	21%	5,42%	100%	488	340
	3 Annan eftergymnasial utbildning	53%	9,95%	26%	8,08%	12%	6,30%	10%	6,27%	100%	178	219
	4 Kortare studier vid högskola/universitet	24%	10,27%	37%	11,82%	19%	9,28%	20%	11,88%	100%	115	130
	5 Examen från högskola/universitet (kand/mag/master/forskarexamen)	63%	6,45%	21%	5,36%	11%	4,11%	5%	3,10%	100%	389	222

F11E Jag oroar mig för att bli arbetslös												
		1 Stämmer mycket bra		2 Stämmer ganska bra		3 Stämmer ganska dåligt		4 Stämmer mycket dåligt		Samtliga	Antal svar (oviktad)	Antal ej svar (oviktad)
		Procent	Fel +/-	Procent	Fel +/-	Procent	Fel +/-	Procent	Fel +/-	Procent		
Totalt		6%	1,77%	10%	2,37%	28%	3,44%	56%	3,77%	100%	1293	1442
KÖN	1 Kvinna	7%	2,70%	9%	2,96%	25%	4,59%	59%	5,21%	100%	701	776
	2 Man	5%	2,32%	11%	3,61%	31%	5,03%	52%	5,36%	100%	592	666
ÅLDER	1 18-24	12%	10,05%	22%	13,28%	24%	13,19%	41%	16,13%	100%	54	60
	2 25-34	5%	4,06%	9%	5,67%	41%	9,82%	45%	9,93%	100%	149	55
	3 35-44	6%	3,45%	9%	4,25%	27%	6,88%	59%	7,67%	100%	237	39
	4 45-54	6%	3,31%	12%	4,63%	23%	5,42%	59%	6,57%	100%	369	62
	5 55-64	5%	2,63%	7%	3,23%	26%	5,42%	62%	6,00%	100%	435	155
	6 65-74	6%	10,40%	2%	3,39%	8%	10,75%	85%	14,53%	100%	45	669
	7 75-84	0%		0%		0%		100%		100%	4	402
KOMMUN	1 Arboga	7%	6,51%	7%	4,71%	32%	12,46%	54%	13,34%	100%	88	121
	2 Fagersta	9%	6,68%	11%	7,46%	25%	9,51%	55%	11,25%	100%	98	109
	3 Hallstahammar	2%	3,15%	12%	9,27%	32%	11,13%	53%	11,90%	100%	99	129
	4 Kungsör	9%	6,30%	11%	6,80%	32%	9,13%	48%	9,62%	100%	119	124
	5 Köping	9%	6,73%	11%	5,83%	27%	8,76%	53%	9,89%	100%	139	145
	6 Norberg	6%	4,74%	7%	6,08%	25%	10,00%	61%	11,19%	100%	95	120
	7 Sala	5%	3,61%	8%	6,19%	28%	8,34%	59%	9,21%	100%	139	177
	8 Skinnskatteberg	4%	4,37%	7%	6,72%	35%	12,90%	54%	13,17%	100%	91	131
	9 Surahammar	4%	4,47%	9%	5,67%	34%	12,54%	52%	12,66%	100%	97	127
	10 Västerås	6%	2,61%	11%	3,65%	27%	5,28%	56%	5,78%	100%	328	259
BOENDEORT	1 I kommunens centralort	6%	2,22%	11%	3,23%	31%	4,51%	51%	4,79%	100%	764	836
	2 I annan tätort i kommunen	9%	8,13%	4%	3,40%	26%	10,10%	61%	11,87%	100%	134	163
	3 Utanför tätort	3%	1,83%	9%	4,58%	23%	6,74%	66%	7,49%	100%	318	342
FÖDELSELAND	1 Sverige	4%	1,67%	8%	2,33%	28%	3,71%	59%	4,04%	100%	1107	1162
	2 Europa Utom Norden	8%	7,61%	24%	17,23%	37%	18,41%	31%	16,73%	100%	50	41
	3 Norden utom Sverige	11%	12,48%	6%	11,95%	42%	19,32%	41%	17,86%	100%	49	151
	4 Övriga världen	18%	9,90%	19%	9,82%	25%	11,54%	38%	12,90%	100%	87	88
UTBILDNING	1 Grundskola	15%	10,06%	17%	10,49%	20%	10,71%	48%	13,29%	100%	101	493
	2 Gymnasieexamen	8%	3,44%	14%	4,47%	29%	5,55%	49%	6,19%	100%	493	335
	3 Annan eftergymnasial utbildning	7%	4,84%	5%	3,64%	36%	9,77%	52%	10,00%	100%	179	218
	4 Kortare studier vid högskola/universitet	8%	7,94%	19%	11,32%	32%	11,84%	41%	11,80%	100%	115	130
	5 Examen från högskola/universitet (kand/mag/master/forskarexamen)	2%	1,57%	5%	2,83%	25%	6,12%	68%	6,43%	100%	387	224

F12 Vilken bransch arbetar du huvudsakligen inom just nu?																	
		1 Byggyrka mhet		2 Data, IT		3 El, gas, värme och kyla		4 Fastighetsv rksamhet		5 Finans- och försäkringsv erksamhet		6 Förrvårarb ete i hushåll		7 Handel		8 Hotell, restaurangv erksamhet	
		Procent	Fel +/-	Procent	Fel +/-	Procent	Fel +/-	Procent	Fel +/-	Procent	Fel +/-	Procent	Fel +/-	Procent	Fel +/-	Procent	Fel +/-
<b>Totalt</b>		6%	1,88%	5%	1,75%	3%	1,49%	1%	0,62%	1%	0,90%	0%	0,14%	7%	2,10%	3%	1,34%
<b>KÖN</b>	1 Kvinna	2%	1,77%	1%	1,09%	1%	1,52%	1%	0,77%	1%	0,59%	0%	0,29%	7%	3,01%	2%	1,25%
	2 Man	10%	3,16%	9%	3,12%	5%	2,47%	1%	0,95%	2%	1,63%	0%		7%	2,94%	4%	2,28%
<b>ÅLDER</b>	1 18-24	8%	8,00%	5%	8,07%	3%	5,19%	3%	5,19%	1%	1,69%	0%		20%	13,03%	3%	5,42%
	2 25-34	7%	5,25%	3%	3,62%	5%	4,59%	0%	0,57%	2%	2,65%	0%		8%	5,19%	4%	3,21%
	3 35-44	10%	4,92%	7%	3,93%	3%	2,95%	0%		1%	1,76%	0%	0,60%	8%	4,42%	2%	1,96%
	4 45-54	4%	1,77%	6%	3,59%	2%	2,33%	1%	1,02%	1%	1,64%	0%	0,09%	6%	3,18%	5%	3,51%
	5 55-64	4%	2,49%	5%	3,07%	3%	2,22%	2%	1,80%	1%	1,66%	0%		4%	2,42%	1%	1,26%
	6 65-74	8%	9,45%	0%		0%		0%		1%	2,30%	0%		3%	4,03%	0%	0,79%
	7 75-84	0%		0%		0%		0%		0%		0%		0%		11%	26,40%
<b>KOMMUN</b>	1 Arboga	6%	5,49%	6%	5,47%	2%	3,09%	2%	3,04%	2%	4,54%	0%		2%	2,48%	1%	1,22%
	2 Fagersta	3%	4,06%	1%	1,70%	0%		1%	1,68%	1%	1,01%	0%		8%	6,14%	0%	
	3 Hallstahammar	0%		4%	4,39%	5%	6,37%	0%		2%	2,81%	0%		9%	8,54%	6%	6,78%
	4 Kungsör	10%	5,66%	4%	4,17%	3%	3,69%	0%	0,94%	1%	1,40%	0%		4%	2,91%	1%	2,18%
	5 Köping	8%	5,23%	3%	2,66%	4%	4,67%	2%	4,38%	0%		1%	1,43%	3%	2,96%	0%	
	6 Norberg	11%	8,42%	3%	5,04%	2%	2,53%	0%		3%	4,15%	0%		5%	5,68%	2%	2,29%
	7 Sala	10%	6,99%	2%	2,92%	2%	1,97%	1%	1,66%	1%	1,62%	0%		8%	5,30%	4%	3,86%
	8 Skinnskatteberg	6%	4,57%	1%	1,84%	1%	1,74%	0%		3%	4,37%	1%	1,48%	2%	3,18%	10%	10,85%
	9 Surahammar	6%	4,73%	6%	4,85%	0%		0%		2%	3,28%	0%		12%	12,24%	3%	3,28%
	10 Västerås	6%	2,86%	6%	2,85%	4%	2,33%	1%	0,70%	2%	1,44%	0%		8%	3,27%	3%	2,11%
<b>BOENDEORT</b>	1 I kommunens centralort	6%	2,28%	4%	1,93%	4%	2,00%	1%	0,94%	2%	1,35%	0%		8%	2,78%	3%	1,52%
	2 I annan tätort i kommunen	6%	5,75%	6%	6,34%	0%	0,52%	0%		0%	0,38%	1%	1,30%	6%	7,14%	6%	6,49%
	3 Utanför tätort	7%	4,00%	7%	4,81%	4%	3,81%	0%		1%	1,34%	0%		4%	3,15%	1%	0,81%
<b>FÖDELSELAND</b>	1 Sverige	6%	1,98%	6%	2,07%	3%	1,52%	1%	0,70%	2%	1,08%	0%		8%	2,39%	1%	0,64%
	2 Europa Utom Norden	8%	9,08%	2%	3,48%	6%	8,81%	0%		0%		1%	2,75%	5%	7,66%	5%	8,06%
	3 Norden utom Sverige	4%	7,47%	0%		1%	1,70%	0%		0%	0,81%	0%		5%	6,90%	0%	
	4 Övriga världen	8%	7,76%	2%	2,22%	5%	6,68%	1%	2,20%	0%		0%	0,24%	5%	5,58%	20%	10,68%
<b>UTBILDNING</b>	1 Grundskola	11%	8,47%	6%	7,11%	1%	2,11%	0%		0%		0%	0,36%	6%	8,68%	15%	10,75%
	2 Gymnasieexamen	12%	4,22%	4%	2,54%	4%	2,52%	2%	1,46%	0%	0,37%	0%		11%	4,19%	3%	2,01%
	3 Annan eftergymnasial utbildni	4%	3,83%	4%	2,99%	3%	3,71%	0%		1%	2,19%	0%		9%	6,37%	1%	0,83%
	4 Kortare studier vid högskola/u	1%	1,71%	9%	7,00%	3%	3,73%	0%		7%	7,72%	1%	1,55%	14%	9,55%	4%	6,50%
	5 Examen från högskola/univers	2%	2,21%	6%	3,38%	4%	2,88%	1%	0,91%	1%	1,36%	0%		2%	1,99%	0%	0,19%

F12 Vilken bransch arbetar du huvudsakligen inom just nu?		9 Jordbruk, skogsbruk, fiske		10 Juridik, ekonomi, vetenskap, teknik, miljö, politik, journalistik		11 Kultur, nöje, fritid		12 Offentlig förvaltning, försvar		13 Tillverkning		11 Kultur, nöje, fritid		12 Offentlig förvaltning, försvar		13 Tillverkning	
		Procent	Fel +/-	Procent	Fel +/-	Procent	Fel +/-	Procent	Fel +/-	Procent	Fel +/-	Procent	Fel +/-	Procent	Fel +/-	Procent	Fel +/-
<b>Totalt</b>		1%	0,64%	6%	1,96%	1%	0,84%	4%	1,57%	13%	2,30%	1%	0,84%	4%	1,57%	13%	2,30%
<b>KÖN</b>	1 Kvinna	1%	0,69%	8%	2,97%	2%	1,68%	5%	2,31%	6%	2,41%	2%	1,68%	5%	2,31%	6%	2,41%
	2 Man	2%	1,05%	5%	2,59%	1%	0,49%	4%	2,14%	19%	3,76%	1%	0,49%	4%	2,14%	19%	3,76%
<b>ÅLDER</b>	1 18-24	0%		8%	9,51%	0%		0%		11%	9,18%	0%		0%		11%	9,18%
	2 25-34	1%	1,36%	7%	5,24%	1%	2,72%	6%	4,80%	12%	5,58%	1%	2,72%	6%	4,80%	12%	5,58%
	3 35-44	1%	0,62%	5%	3,57%	2%	1,93%	5%	3,48%	9%	4,23%	2%	1,93%	5%	3,48%	9%	4,23%
	4 45-54	1%	1,59%	7%	3,58%	1%	1,06%	5%	2,72%	15%	4,59%	1%	1,06%	5%	2,72%	15%	4,59%
	5 55-64	1%	0,79%	5%	3,05%	1%	0,89%	3%	1,93%	18%	4,66%	1%	0,89%	3%	1,93%	18%	4,66%
	6 65-74	11%	10,94%	8%	9,70%	8%	9,63%	5%	9,57%	2%	2,00%	8%	9,63%	5%	9,57%	2%	2,00%
	7 75-84	89%	26,40%	0%		0%		0%		0%		0%		0%		0%	
<b>KOMMUN</b>	1 Arboga	0%		4%	3,83%	2%	2,40%	17%	12,65%	7%	6,46%	2%	2,40%	17%	12,65%	7%	6,46%
	2 Fagersta	3%	4,70%	4%	4,06%	1%	1,95%	3%	4,05%	33%	10,60%	1%	1,95%	3%	4,05%	33%	10,60%
	3 Hallstahammar	0%		4%	3,44%	1%	1,75%	2%	2,56%	18%	8,82%	1%	1,75%	2%	2,56%	18%	8,82%
	4 Kungsör	5%	4,40%	3%	2,61%	2%	2,09%	4%	3,08%	14%	6,63%	2%	2,09%	4%	3,08%	14%	6,63%
	5 Köping	1%	0,93%	6%	4,06%	2%	1,98%	3%	2,38%	28%	9,67%	2%	1,98%	3%	2,38%	28%	9,67%
	6 Norberg	3%	4,94%	3%	4,02%	0%		0%		16%	7,07%	0%		0%		16%	7,07%
	7 Sala	3%	3,04%	5%	3,51%	1%	1,41%	6%	3,89%	8%	4,78%	1%	1,41%	6%	3,89%	8%	4,78%
	8 Skinnskatteberg	4%	3,62%	0%		3%	3,62%	1%	1,08%	22%	12,14%	3%	3,62%	1%	1,08%	22%	12,14%
	9 Surahammar	3%	2,93%	3%	2,96%	1%	2,01%	4%	3,79%	18%	7,88%	1%	2,01%	4%	3,79%	18%	7,88%
	10 Västerås	1%	0,86%	8%	3,20%	1%	1,35%	4%	2,35%	9%	3,09%	1%	1,35%	4%	2,35%	9%	3,09%
<b>BOENDEORT</b>	1 I kommunens centralort	0%	0,21%	7%	2,63%	1%	0,69%	5%	2,02%	15%	3,18%	1%	0,69%	5%	2,02%	15%	3,18%
	2 I annan tätort i kommunen	5%	4,67%	3%	3,76%	4%	5,85%	2%	1,91%	9%	5,63%	4%	5,85%	2%	1,91%	9%	5,63%
	3 Utanför tätort	3%	2,07%	10%	4,80%	2%	1,86%	5%	3,88%	8%	3,52%	2%	1,86%	5%	3,88%	8%	3,52%
<b>FÖDELSELAND</b>	1 Sverige	1%	0,76%	6%	2,00%	1%	0,96%	4%	1,67%	14%	2,62%	1%	0,96%	4%	1,67%	14%	2,62%
	2 Europa Utom Norden	0%		17%	17,35%	0%	0,78%	2%	2,79%	4%	5,51%	0%	0,78%	2%	2,79%	4%	5,51%
	3 Norden utom Sverige	2%	3,49%	7%	11,95%	0%		9%	16,47%	16%	10,36%	0%		9%	16,47%	16%	10,36%
	4 Övriga världen	0%	0,75%	2%	4,03%	1%	2,63%	4%	6,25%	8%	6,10%	1%	2,63%	4%	6,25%	8%	6,10%
<b>UTBILDNING</b>	1 Grundskola	6%	5,32%	0%		3%	5,86%	1%	1,24%	6%	4,04%	3%	5,86%	1%	1,24%	6%	4,04%
	2 Gymnasieexamen	1%	0,73%	2%	1,57%	0%	0,49%	2%	1,16%	21%	4,70%	0%	0,49%	2%	1,16%	21%	4,70%
	3 Annan eftergymnasial utbildning	0%	0,61%	4%	3,31%	5%	5,83%	3%	3,29%	10%	4,57%	5%	5,83%	3%	3,29%	10%	4,57%
	4 Kortare studier vid högskola/universitet	0%		4%	2,97%	1%	0,98%	2%	2,69%	11%	6,72%	1%	0,98%	2%	2,69%	11%	6,72%
	5 Examen från högskola/universitet	1%	1,28%	13%	4,76%	1%	0,81%	8%	3,84%	8%	3,50%	1%	0,81%	8%	3,84%	8%	3,50%

F12 Vilken bransch arbetar du huvudsakligen inom just nu?																	
		14 Transport, magasinering		15 Utbildning, språk		16 Uthyrning, fastighetssevice, resetjänster, turism		17 Vattenförsörjning, avlopprensning, avfallshantering		18 Vård, omsorg, sociala tjänster		19 Annan verksamhet		Samtliga		Antal svar (oviktad)	Antal ej svar (oviktad)
		Procent	Fel +/-	Procent	Fel +/-	Procent	Fel +/-	Procent	Fel +/-	Procent	Fel +/-	Procent	Fel +/-	Procent	Fel +/-		
<b>Totalt</b>		5%	1,60%	8%	1,93%	1%	0,69%	0%	0,15%	21%	2,93%	13%	2,57%	100%		1314	1421
<b>KÖN</b>	1 Kvinna	1%	0,68%	12%	3,34%	1%	1,43%	0%	0,13%	35%	4,90%	14%	3,84%	100%		716	761
	2 Man	8%	2,93%	4%	2,03%	0%	0,09%	0%	0,26%	8%	3,00%	12%	3,43%	100%		598	660
<b>ÅLDER</b>	1 18-24	1%	1,97%	3%	2,62%	0%		0%		10%	9,70%	25%	14,34%	100%		55	59
	2 25-34	6%	4,67%	7%	5,31%	2%	2,73%	0%	0,45%	20%	7,94%	10%	5,99%	100%		152	52
	3 35-44	4%	3,06%	9%	4,42%	0%	0,60%	0%	0,36%	20%	6,00%	15%	5,41%	100%		243	33
	4 45-54	5%	3,14%	10%	3,76%	1%	1,00%	0%		20%	4,96%	11%	4,23%	100%		373	58
	5 55-64	5%	2,80%	6%	2,79%	0%	0,26%	0%	0,39%	27%	5,43%	13%	4,03%	100%		440	150
	6 65-74	3%	3,44%	6%	9,04%	0%		0%		33%	17,82%	12%	12,84%	100%		49	665
	7 75-84	0%		0%		0%		0%		0%		0%	100%			2	404
<b>KOMMUN</b>	1 Arboga	5%	5,69%	10%	9,33%	0%		0%		24%	10,84%	11%	6,32%	100%		91	118
	2 Fagersta	9%	7,35%	7%	5,24%	0%		0%		14%	7,37%	12%	7,06%	100%		100	107
	3 Hallstahammar	4%	4,07%	9%	5,98%	0%	0,87%	0%		24%	9,70%	10%	5,91%	100%		103	125
	4 Kungsör	5%	4,60%	8%	5,06%	0%		0%		25%	8,16%	11%	6,46%	100%		123	120
	5 Köping	4%	4,30%	8%	4,62%	1%	1,43%	0%		16%	6,01%	11%	6,56%	100%		138	146
	6 Norberg	8%	6,40%	5%	5,37%	2%	3,48%	4%	5,31%	24%	8,57%	11%	7,52%	100%		96	119
	7 Sala	0%		7%	3,93%	0%		0%	0,77%	24%	7,12%	18%	7,05%	100%		145	171
	8 Skinnskatteberg	3%	3,29%	9%	5,48%	1%	1,08%	4%	5,38%	14%	7,15%	17%	9,54%	100%		93	129
	9 Surahammar	5%	4,75%	7%	5,01%	0%		0%		25%	12,49%	6%	4,75%	100%		96	128
	10 Västerås	5%	2,48%	8%	3,00%	1%	1,14%	0%		21%	4,54%	14%	4,02%	100%		329	258
<b>BOENDEORT</b>	1 I kommunens centralort	4%	1,91%	8%	2,53%	1%	1,04%	0%	0,18%	21%	3,82%	11%	2,93%	100%		773	827
	2 I annan tätort i kommunen	8%	6,87%	7%	5,91%	1%	1,28%	0%		23%	9,64%	14%	9,03%	100%		139	158
	3 Utanför tätort	6%	3,62%	8%	4,34%	0%		0%	0,51%	17%	4,80%	18%	6,41%	100%		321	339
<b>FÖDELSELAND</b>	1 Sverige	4%	1,57%	8%	2,10%	1%	0,81%	0%	0,18%	21%	3,26%	13%	2,80%	100%		1121	1148
	2 Europa Utom Norden	11%	11,85%	2%	2,98%	0%		0%		19%	14,10%	17%	14,63%	100%		50	41
	3 Norden utom Sverige	2%	3,49%	14%	14,16%	0%		0%		27%	16,17%	12%	11,25%	100%		50	150
	4 Övriga världen	8%	7,08%	8%	7,66%	1%	1,37%	0%		15%	7,68%	12%	7,77%	100%		93	82
<b>UTBILDNING</b>	1 Grundskola	13%	9,89%	1%	0,98%	0%		0%	0,42%	19%	9,32%	11%	6,46%	100%		106	488
	2 Gymnasieexamen	7%	3,25%	1%	0,85%	0%		0%	0,30%	17%	4,46%	14%	4,46%	100%		498	330
	3 Annan eftergymnasial utbildning	8%	5,82%	6%	5,58%	0%		0%		25%	7,63%	17%	8,20%	100%		183	214
	4 Kortare studier vid högskola/universitet	5%	6,53%	2%	2,34%	4%	6,90%	1%	1,16%	19%	9,18%	14%	8,05%	100%		114	131
	5 Examen från högskola/universitet	0%		17%	4,69%	0%	0,43%	0%		24%	5,59%	10%	4,27%	100%		394	217

F13 Förnyats/utvecklats en vara eller tjänst, senaste två åren?		1 Ja		2 Nej		3 Vet inte		Samtliga	Antal svar (oviktad)	Antal ej svar (oviktad)
		Procent	Fel +/-	Procent	Fel +/-	Procent	Fel +/-	Procent		
<b>Totalt</b>		54%	3,71%	27%	3,16%	19%	3,04%	100%	1326	1409
<b>KÖN</b>	1 Kvinna	51%	5,23%	29%	4,49%	20%	4,20%	100%	719	758
	2 Man	56%	5,26%	26%	4,45%	19%	4,37%	100%	607	651
<b>ÅLDER</b>	1 18-24	50%	16,05%	15%	10,20%	35%	15,09%	100%	55	59
	2 25-34	55%	9,76%	20%	7,14%	26%	8,67%	100%	152	52
	3 35-44	50%	7,73%	31%	7,24%	19%	5,88%	100%	245	31
	4 45-54	57%	6,53%	28%	5,90%	16%	4,69%	100%	377	54
	5 55-64	55%	6,10%	33%	5,72%	12%	4,05%	100%	443	147
	6 65-74	44%	18,08%	48%	18,25%	9%	6,87%	100%	50	664
	7 75-84	5%	10,67%	95%	10,67%	0%		100%	4	402
<b>KOMMUN</b>	1 Arboga	44%	12,72%	37%	13,66%	18%	10,74%	100%	92	117
	2 Fagersta	50%	11,21%	29%	10,43%	21%	9,63%	100%	100	107
	3 Hallstahammar	57%	11,43%	30%	10,13%	13%	8,98%	100%	104	124
	4 Kungsör	37%	8,96%	33%	9,08%	30%	8,82%	100%	124	119
	5 Köping	54%	9,77%	25%	8,36%	21%	7,99%	100%	140	144
	6 Norberg	46%	11,24%	32%	10,88%	21%	10,75%	100%	98	117
	7 Sala	46%	8,95%	30%	8,05%	24%	8,37%	100%	145	171
	8 Skinnskatteberg	60%	12,18%	21%	9,18%	19%	9,28%	100%	91	131
	9 Surahammar	50%	12,54%	36%	12,44%	14%	7,32%	100%	99	125
	10 Västerås	56%	5,68%	25%	4,74%	19%	4,66%	100%	333	254
<b>BOENDEORT</b>	1 I kommunens centralort	56%	4,68%	26%	3,97%	18%	3,78%	100%	780	820
	2 I annan tätort i kommunen	44%	12,10%	28%	10,40%	28%	11,43%	100%	139	158
	3 Utanför tätort	54%	7,65%	32%	6,89%	13%	5,18%	100%	325	335
<b>FÖDELSELAND</b>	1 Sverige	55%	4,00%	27%	3,41%	18%	3,18%	100%	1132	1137
	2 Europa Utom Norden	52%	18,54%	29%	16,93%	20%	14,80%	100%	51	40
	3 Norden utom Sverige	53%	19,14%	37%	19,55%	10%	10,81%	100%	50	150
	4 Övriga världen	42%	12,60%	24%	10,36%	34%	12,37%	100%	93	82
<b>UTBILDNING</b>	1 Grundskola	37%	12,51%	43%	12,79%	20%	10,67%	100%	111	483
	2 Gymnasieexamen	52%	6,09%	24%	4,89%	24%	5,42%	100%	502	326
	3 Annan eftergymnasial utbildning	57%	9,69%	30%	8,80%	13%	6,51%	100%	183	214
	4 Kortare studier vid högskola/universitet	59%	12,46%	33%	12,27%	8%	5,69%	100%	116	129
	5 Examen från högskola/universitet (kand/mag/master/forskarexamen)	56%	6,57%	25%	5,33%	19%	5,46%	100%	393	218



F14 Gjorts en större ändring i arbetssätt/metod/process, senaste två åren?		1 Ja		2 Nej		3 Vet inte		Samtliga	Antal svar (oviktad)	Antal ej svar (oviktad)
		Procent	Fel +/-	Procent	Fel +/-	Procent	Fel +/-	Procent		
<b>Totalt</b>		49%	3,73%	36%	3,46%	14%	2,77%	100%	1326	1409
<b>KÖN</b>	1 Kvinna	49%	5,25%	33%	4,62%	18%	4,41%	100%	719	758
	2 Man	50%	5,29%	39%	5,05%	11%	3,36%	100%	607	651
<b>ÅLDER</b>	1 18-24	54%	15,81%	12%	9,66%	34%	14,56%	100%	55	59
	2 25-34	58%	9,72%	21%	7,46%	21%	8,45%	100%	152	52
	3 35-44	49%	7,74%	40%	7,56%	11%	4,53%	100%	244	32
	4 45-54	49%	6,61%	40%	6,49%	11%	3,85%	100%	376	55
	5 55-64	42%	5,97%	51%	6,12%	7%	3,31%	100%	445	145
	6 65-74	32%	17,46%	62%	17,64%	6%	5,41%	100%	50	664
	7 75-84	5%	10,67%	95%	10,67%	0%		100%	4	402
<b>KOMMUN</b>	1 Arboga	53%	13,18%	39%	12,97%	8%	5,37%	100%	92	117
	2 Fagersta	45%	11,01%	40%	11,19%	15%	8,33%	100%	100	107
	3 Hallstahammar	48%	11,57%	44%	11,22%	8%	8,13%	100%	103	125
	4 Kungsör	36%	8,86%	38%	9,20%	26%	8,79%	100%	124	119
	5 Köping	51%	9,83%	34%	9,11%	15%	7,67%	100%	140	144
	6 Norberg	31%	10,02%	51%	11,45%	18%	9,54%	100%	98	117
	7 Sala	41%	8,85%	44%	8,84%	15%	7,56%	100%	145	171
	8 Skinnskatteberg	56%	12,57%	32%	11,12%	12%	8,12%	100%	92	130
	9 Surahammar	42%	12,47%	44%	12,49%	15%	7,73%	100%	99	125
	10 Västerås	52%	5,72%	34%	5,22%	14%	4,26%	100%	333	254
<b>BOENDEORT</b>	1 I kommunens centralort	51%	4,72%	34%	4,27%	15%	3,55%	100%	780	820
	2 I annan tätort i kommunen	42%	12,12%	40%	11,58%	19%	10,56%	100%	138	159
	3 Utanför tätort	45%	7,78%	46%	7,71%	9%	4,53%	100%	325	335
<b>FÖDELSELAND</b>	1 Sverige	50%	4,05%	37%	3,77%	13%	2,94%	100%	1133	1136
	2 Europa Utom Norden	51%	18,51%	23%	13,30%	27%	17,22%	100%	51	40
	3 Norden utom Sverige	39%	17,61%	49%	19,04%	13%	11,52%	100%	50	150
	4 Övriga världen	46%	12,86%	32%	12,14%	22%	9,51%	100%	92	83
<b>UTBILDNING</b>	1 Grundskola	34%	12,45%	49%	12,95%	16%	10,17%	100%	111	483
	2 Gymnasieexamen	48%	6,13%	35%	5,51%	18%	4,85%	100%	502	326
	3 Annan eftergymnasial utbildning	51%	9,88%	38%	9,41%	11%	5,78%	100%	182	215
	4 Kortare studier vid högskola/universitet	54%	12,50%	39%	12,01%	6%	8,00%	100%	116	129
	5 Examen från högskola/universitet (kand/mag/master/forskarexamen)	52%	6,65%	34%	6,06%	14%	4,97%	100%	394	217

F15 Planerar du att avsluta din nuvarande tjänst/verksamhet inom 6 månader?										
		1 Ja		2 Nej		3 Kanske		Samtliga	Antal svar (oviktad)	Antal ej svar (oviktad)
		Procent	Fel +/-	Procent	Fel +/-	Procent	Fel +/-	Procent		
<b>Totalt</b>		8%	2,15%	76%	3,22%	15%	2,71%	100%	1357	1378
<b>KÖN</b>	1 Kvinna	9%	3,12%	75%	4,55%	16%	3,79%	100%	736	741
	2 Man	8%	2,96%	77%	4,54%	15%	3,87%	100%	621	637
<b>ÅLDER</b>	1 18-24	25%	14,67%	47%	16,21%	28%	14,23%	100%	53	61
	2 25-34	4%	3,80%	77%	8,11%	19%	7,53%	100%	154	50
	3 35-44	11%	5,06%	74%	6,65%	15%	5,10%	100%	247	29
	4 45-54	6%	3,01%	79%	5,34%	15%	4,74%	100%	384	47
	5 55-64	7%	3,20%	85%	4,25%	8%	3,06%	100%	457	133
	6 65-74	15%	12,77%	75%	15,05%	10%	9,82%	100%	55	659
	7 75-84	12%	23,88%	13%	18,43%	75%	32,20%	100%	7	399
<b>KOMMUN</b>	1 Arboga	5%	4,99%	79%	9,28%	15%	8,11%	100%	96	113
	2 Fagersta	5%	4,47%	80%	8,87%	15%	8,09%	100%	104	103
	3 Hallstahammar	6%	4,53%	74%	10,84%	20%	10,51%	100%	104	124
	4 Kungsör	5%	5,39%	78%	8,34%	17%	7,16%	100%	127	116
	5 Köping	10%	5,92%	68%	9,64%	23%	8,98%	100%	143	141
	6 Norberg	1%	2,05%	81%	8,94%	17%	8,79%	100%	98	117
	7 Sala	7%	4,26%	76%	7,71%	17%	6,99%	100%	149	167
	8 Skinnskatteberg	5%	5,65%	78%	9,81%	16%	8,56%	100%	98	124
	9 Surahammar	6%	4,91%	79%	8,80%	15%	7,59%	100%	101	123
	10 Västerås	10%	3,42%	76%	4,93%	14%	4,05%	100%	337	250
<b>BOENDEORT</b>	1 I kommunens centralort	8%	2,75%	74%	4,23%	17%	3,67%	100%	795	805
	2 I annan tätort i kommunen	6%	4,50%	80%	9,28%	14%	8,47%	100%	141	156
	3 Utanför tätort	11%	5,37%	76%	6,60%	13%	4,69%	100%	336	324
<b>FÖDELSELAND</b>	1 Sverige	8%	2,32%	75%	3,53%	16%	3,02%	100%	1158	1111
	2 Europa Utom Norden	16%	14,67%	68%	18,07%	16%	14,34%	100%	51	40
	3 Norden utom Sverige	4%	4,63%	79%	14,58%	16%	14,10%	100%	52	148
	4 Övriga världen	6%	5,86%	84%	8,57%	10%	6,69%	100%	96	79
<b>UTBILDNING</b>	1 Grundskola	8%	7,16%	72%	11,65%	21%	10,41%	100%	117	477
	2 Gymnasieexamen	11%	3,91%	71%	5,66%	18%	4,85%	100%	508	320
	3 Annan eftergymnasial utbildning	7%	5,05%	85%	6,60%	8%	4,63%	100%	189	208
	4 Kortare studier vid högskola/universitet	7%	7,42%	74%	11,69%	19%	10,35%	100%	116	129
	5 Examen från högskola/universitet (kand/mag/master/forskarexamen)	8%	3,63%	79%	5,47%	14%	4,55%	100%	404	207

F16 Hur ofta arbetar du på distans?															
		1 Varje dag		2 Några gånger i veckan		3 Någon gång i månaden		4 Någon enstaka gång per år		5 Aldrig		Samtliga		Antal svar (oviktad)	Antal ej svar (oviktad)
		Procent	Fel +/-	Procent	Fel +/-	Procent	Fel +/-	Procent	Fel +/-	Procent	Fel +/-	Procent	Fel +/-		
<b>Totalt</b>		5%	1,64%	9%	2,04%	15%	2,75%	12%	2,48%	59%	3,67%	100%		1354	1381
<b>KÖN</b>	1 Kvinna	3%	1,94%	8%	2,65%	16%	4,05%	11%	3,46%	61%	5,13%	100%		736	741
	2 Man	6%	2,59%	9%	3,06%	15%	3,75%	13%	3,55%	56%	5,23%	100%		618	640
<b>ÅLDER</b>	1 18-24	3%	3,88%	4%	5,69%	8%	8,15%	1%	1,40%	85%	10,44%	100%		53	61
	2 25-34	7%	5,00%	5%	4,45%	12%	6,83%	15%	7,19%	61%	9,74%	100%		153	51
	3 35-44	3%	2,72%	12%	5,40%	17%	6,25%	17%	6,01%	49%	7,72%	100%		245	31
	4 45-54	6%	3,31%	9%	3,65%	22%	5,59%	10%	3,94%	53%	6,55%	100%		384	47
	5 55-64	4%	2,46%	8%	3,59%	12%	4,23%	10%	3,61%	65%	5,89%	100%		455	135
	6 65-74	5%	4,59%	22%	14,66%	4%	4,11%	21%	15,94%	49%	17,64%	100%		55	659
	7 75-84	0%		11%	20,83%	35%	46,95%	0%		54%	46,57%	100%		9	397
<b>KOMMUN</b>	1 Arboga	4%	3,93%	6%	4,70%	15%	10,10%	8%	5,60%	67%	11,86%	100%		94	115
	2 Fagersta	0%		4%	3,56%	8%	5,40%	5%	3,64%	83%	7,20%	100%		103	104
	3 Hallstahammar	5%	6,48%	5%	4,11%	14%	8,13%	13%	7,89%	63%	11,27%	100%		105	123
	4 Kungsör	11%	6,01%	9%	5,30%	9%	5,68%	16%	6,89%	55%	9,41%	100%		126	117
	5 Köping	5%	3,73%	6%	4,09%	7%	4,28%	12%	6,13%	70%	8,43%	100%		144	140
	6 Norberg	7%	5,83%	9%	6,71%	9%	6,66%	12%	7,91%	63%	11,17%	100%		99	116
	7 Sala	6%	4,66%	10%	5,15%	12%	5,66%	8%	4,76%	64%	8,53%	100%		149	167
	8 Skinnskatteberg	5%	5,70%	4%	3,59%	10%	5,74%	17%	11,53%	64%	12,42%	100%		97	125
	9 Surahammar	9%	11,52%	6%	4,99%	14%	6,73%	14%	11,67%	57%	12,97%	100%		101	123
	10 Västerås	5%	2,46%	10%	3,28%	19%	4,42%	13%	3,89%	53%	5,70%	100%		336	251
<b>BOENDEORT</b>	1 I kommunens centralort	5%	2,27%	8%	2,41%	17%	3,64%	11%	3,03%	59%	4,67%	100%		792	808
	2 I annan tätort i kommunen	4%	4,00%	3%	3,04%	5%	3,32%	13%	7,73%	76%	9,39%	100%		141	156
	3 Utanför tätort	4%	2,25%	17%	6,35%	15%	6,02%	17%	6,25%	47%	7,56%	100%		336	324
<b>FÖDELSELAND</b>	1 Sverige	4%	1,47%	9%	2,26%	16%	2,99%	13%	2,79%	59%	3,98%	100%		1156	1113
	2 Europa Utom Norden	0%	0,98%	7%	7,64%	21%	16,11%	5%	5,60%	66%	17,38%	100%		50	41
	3 Norden utom Sverige	5%	7,86%	11%	12,20%	5%	6,80%	20%	17,77%	59%	18,99%	100%		53	147
	4 Övriga världen	16%	10,08%	9%	6,48%	11%	8,76%	9%	7,12%	56%	12,65%	100%		95	80
<b>UTBILDNING</b>	1 Grundskola	7%	5,91%	10%	7,55%	1%	0,95%	3%	3,51%	79%	9,70%	100%		118	476
	2 Gymnasieexamen	6%	3,12%	6%	2,85%	6%	2,54%	11%	4,00%	72%	5,57%	100%		506	322
	3 Annan eftergymnasial utbildning	3%	3,58%	8%	5,77%	15%	6,56%	11%	5,91%	63%	9,37%	100%		189	208
	4 Kortare studier vid högskola/universitet	6%	5,80%	14%	9,21%	25%	10,60%	13%	8,51%	42%	12,36%	100%		116	129
	5 Examen från högskola/universitet (kand/mag/master/forskarexamen)	3%	2,43%	11%	3,69%	26%	5,93%	16%	4,81%	44%	6,58%	100%		403	208

F17 Skulle du arbeta mer hemifrån om du hade tillgång till bättre bredband?								
		1 Ja		2 Nej		Samtliga	Antal svar (oviktad)	Antal ej svar (oviktad)
		Procent	Fel +/-	Procent	Fel +/-			
<b>Totalt</b>		13%	2,58%	87%	2,58%	100%	1319	1416
<b>KÖN</b>	1 Kvinna	13%	3,67%	87%	3,67%	100%	716	761
	2 Man	13%	3,62%	87%	3,62%	100%	603	655
<b>ÅLDER</b>	1 18-24	10%	10,98%	90%	10,98%	100%	50	64
	2 25-34	18%	7,68%	82%	7,68%	100%	152	52
	3 35-44	14%	5,27%	86%	5,27%	100%	240	36
	4 45-54	11%	4,03%	89%	4,03%	100%	374	57
	5 55-64	7%	2,85%	93%	2,85%	100%	444	146
	6 65-74	16%	13,90%	84%	13,90%	100%	50	664
	7 75-84	42%	46,86%	58%	46,86%	100%	9	397
<b>KOMMUN</b>	1 Arboga	16%	10,67%	84%	10,67%	100%	92	117
	2 Fagersta	9%	6,94%	91%	6,94%	100%	101	106
	3 Hallstahammar	14%	10,18%	86%	10,18%	100%	102	126
	4 Kungsör	13%	6,60%	87%	6,60%	100%	123	120
	5 Köping	11%	5,82%	89%	5,82%	100%	138	146
	6 Norberg	13%	7,88%	87%	7,88%	100%	97	118
	7 Sala	17%	6,60%	83%	6,60%	100%	148	168
	8 Skinnkatteberg	20%	9,48%	80%	9,48%	100%	94	128
	9 Surahammar	10%	5,99%	90%	5,99%	100%	100	124
	10 Västerås	12%	3,99%	88%	3,99%	100%	324	263
<b>BOENDEORT</b>	1 I kommunens centralort	11%	3,08%	89%	3,08%	100%	776	824
	2 I annan tätort i kommunen	17%	10,10%	83%	10,10%	100%	137	160
	3 Utanför tätort	21%	6,39%	79%	6,39%	100%	327	333
<b>FÖDELSELAND</b>	1 Sverige	10%	2,34%	90%	2,34%	100%	1127	1142
	2 Europa Utom Norden	21%	15,19%	79%	15,19%	100%	49	42
	3 Norden utom Sverige	4%	4,45%	96%	4,45%	100%	53	147
	4 Övriga världen	38%	13,02%	62%	13,02%	100%	90	85
<b>UTBILDNING</b>	1 Grundskola	14%	8,08%	86%	8,08%	100%	115	479
	2 Gymnasieexamen	12%	4,30%	88%	4,30%	100%	493	335
	3 Annan eftergymnasial utbildning	11%	7,01%	89%	7,01%	100%	182	215
	4 Kortare studier vid högskola/universitet	11%	7,63%	89%	7,63%	100%	115	130
	5 Examen från högskola/universitet (kand/mag/master/forskarexamen)	13%	4,54%	87%	4,54%	100%	394	217

F18 Arbetar eller studerar du i samma kommun som du bor i?		1 Ja		2 Nej		Samtliga	Antal svar (oviktad)	Antal ej svar (oviktad)
		Procent	Fel +/-	Procent	Fel +/-	Procent		
<b>Totalt</b>		69%	3,18%	31%	3,18%	100%	1435	1300
<b>KÖN</b>	1 Kvinna	71%	4,21%	29%	4,21%	100%	790	687
	2 Man	66%	4,72%	34%	4,72%	100%	645	613
<b>ÅLDER</b>	1 18-24	67%	11,13%	33%	11,13%	100%	92	22
	2 25-34	72%	7,73%	28%	7,73%	100%	178	26
	3 35-44	66%	6,91%	34%	6,91%	100%	254	22
	4 45-54	69%	5,72%	31%	5,72%	100%	391	40
	5 55-64	69%	5,35%	31%	5,35%	100%	456	134
	6 65-74	73%	12,61%	27%	12,61%	100%	57	657
	7 75-84	41%	49,28%	59%	49,28%	100%	7	399
<b>KOMMUN</b>	1 Arboga	61%	12,23%	39%	12,23%	100%	102	107
	2 Fagersta	76%	9,25%	24%	9,25%	100%	107	100
	3 Hallstahammar	33%	10,13%	67%	10,13%	100%	109	119
	4 Kungsör	42%	9,24%	58%	9,24%	100%	134	109
	5 Köping	67%	9,14%	33%	9,14%	100%	150	134
	6 Norberg	45%	11,74%	55%	11,74%	100%	104	111
	7 Sala	56%	8,52%	44%	8,52%	100%	161	155
	8 Skinnkatteberg	63%	11,14%	37%	11,14%	100%	99	123
	9 Surahammar	36%	13,12%	64%	13,12%	100%	105	119
	10 Västerås	78%	4,54%	22%	4,54%	100%	364	223
<b>BOENDEORT</b>	1 I kommunens centralort	72%	3,90%	28%	3,90%	100%	842	758
	2 I annan tätort i kommunen	69%	9,97%	31%	9,97%	100%	151	146
	3 Utanför tätort	54%	7,45%	46%	7,45%	100%	351	309
<b>FÖDELSELAND</b>	1 Sverige	69%	3,45%	31%	3,45%	100%	1207	1062
	2 Europa Utom Norden	56%	18,14%	44%	18,14%	100%	52	39
	3 Norden utom Sverige	62%	17,20%	38%	17,20%	100%	53	147
	4 Övriga världen	73%	9,59%	27%	9,59%	100%	123	52
<b>UTBILDNING</b>	1 Grundskola	72%	9,26%	28%	9,26%	100%	141	453
	2 Gymnasieexamen	68%	5,40%	32%	5,40%	100%	522	306
	3 Annan eftergymnasial utbildning	72%	7,84%	28%	7,84%	100%	199	198
	4 Kortare studier vid högskola/universitet	64%	10,80%	36%	10,80%	100%	134	111
	5 Examen från högskola/universitet (kand/mag/master/forskarexamen)	69%	5,73%	31%	5,73%	100%	415	196

F19 På vilket sätt tar du dig till arbete/studier?																
		1 Arbetar/studerar huvudsakligen hemifrån		2 Promenerar		3 Bil, MC eller moped		4 Cykel		5 Kollektiva färdmedel (buss, tåg)		6 Annat sätt		Samtliga	Antal svar (oviktad)	Antal ej svar (oviktad)
		Procent	Fel +/-	Procent	Fel +/-	Procent	Fel +/-	Procent	Fel +/-	Procent	Fel +/-	Procent	Fel +/-			
<b>Totalt</b>		1%	0,67%	8%	2,01%	59%	3,62%	17%	2,75%	14%	2,72%	1%	0,72%	100%	1404	1331
<b>KÖN</b>	1 Kvinna	2%	0,99%	10%	3,00%	55%	5,05%	17%	3,94%	16%	3,89%	1%	0,85%	100%	768	709
	2 Man	1%	0,92%	7%	2,68%	63%	5,14%	16%	3,83%	12%	3,80%	1%	1,14%	100%	636	622
<b>ÅLDER</b>	1 18-24	0%		13%	8,14%	43%	11,93%	7%	6,29%	36%	11,87%	2%	2,21%	100%	91	23
	2 25-34	2%	1,37%	11%	5,83%	59%	9,03%	18%	7,27%	9%	5,32%	1%	0,90%	100%	178	26
	3 35-44	1%	0,75%	4%	2,79%	67%	7,33%	16%	5,90%	12%	5,20%	0%		100%	246	30
	4 45-54	2%	2,04%	6%	2,36%	60%	6,48%	19%	5,21%	11%	4,53%	2%	2,18%	100%	385	46
	5 55-64	1%	1,24%	8%	3,28%	58%	6,16%	21%	5,32%	11%	4,25%	1%	0,58%	100%	444	146
	6 65-74	5%	4,47%	9%	9,70%	64%	17,27%	11%	12,40%	1%	1,36%	11%	12,37%	100%	54	660
	7 75-84	39%	51,34%	0%		14%	24,65%	0%		0%		47%	51,30%	100%	6	400
<b>KOMMUN</b>	1 Arboga	1%	1,91%	10%	6,15%	59%	12,34%	15%	7,55%	12%	9,02%	3%	5,88%	100%	97	112
	2 Fagersta	2%	2,43%	8%	4,81%	63%	10,56%	17%	8,92%	9%	6,51%	1%	2,64%	100%	107	100
	3 Hallstahammar	1%	1,55%	11%	7,24%	68%	11,40%	5%	3,54%	15%	10,33%	0%	0,79%	100%	109	119
	4 Kungsör	3%	2,83%	9%	5,75%	70%	9,00%	9%	5,79%	8%	5,96%	1%	1,42%	100%	132	111
	5 Köping	2%	2,50%	16%	8,33%	58%	9,95%	18%	7,35%	5%	5,19%	1%	1,51%	100%	143	141
	6 Norberg	4%	3,98%	10%	6,82%	57%	12,22%	12%	7,86%	13%	11,12%	4%	5,26%	100%	101	114
	7 Sala	2%	2,64%	7%	4,35%	64%	8,36%	15%	5,87%	10%	5,58%	2%	2,52%	100%	156	160
	8 Skinnkatteberg	2%	2,22%	6%	5,35%	72%	12,29%	14%	11,88%	5%	4,45%	1%	1,90%	100%	95	127
	9 Surahammar	0%		6%	4,28%	77%	8,59%	6%	4,35%	11%	6,28%	1%	1,01%	100%	106	118
	10 Västerås	1%	0,96%	7%	2,92%	55%	5,52%	19%	4,30%	17%	4,23%	1%	1,02%	100%	358	229
<b>BOENDEORT</b>	1 I kommunens centralort	1%	0,82%	11%	2,89%	52%	4,63%	21%	3,79%	14%	3,40%	1%	0,71%	100%	823	777
	2 I annan tätort i kommunen	2%	2,60%	9%	6,63%	69%	10,81%	9%	6,56%	9%	7,48%	1%	1,66%	100%	146	151
	3 Utanför tätort	2%	1,70%	2%	1,31%	79%	6,52%	4%	2,50%	10%	5,66%	3%	2,69%	100%	346	314
<b>FÖDELSELAND</b>	1 Sverige	1%	0,76%	8%	2,22%	61%	3,93%	18%	3,10%	11%	2,67%	1%	0,72%	100%	1190	1079
	2 Europa Utom Norden	0%		11%	12,25%	43%	18,06%	16%	14,23%	27%	17,74%	2%	4,36%	100%	49	42
	3 Norden utom Sverige	0%		11%	12,34%	65%	18,21%	17%	14,33%	6%	10,01%	1%	2,27%	100%	52	148
	4 Övriga världen	1%	2,21%	7%	5,21%	50%	11,52%	9%	6,18%	31%	10,87%	2%	3,12%	100%	113	62
<b>UTBILDNING</b>	1 Grundskola	4%	3,85%	8%	5,81%	42%	11,40%	14%	8,27%	26%	12,09%	6%	5,33%	100%	138	456
	2 Gymnasieexamen	2%	1,40%	7%	2,98%	68%	5,55%	13%	3,97%	8%	3,45%	1%	1,27%	100%	518	310
	3 Annan eftergymnasial utbildning	2%	2,56%	10%	5,66%	61%	9,78%	13%	6,89%	13%	7,94%	0%	0,46%	100%	194	203
	4 Kortare studier vid högskola/universitet	1%	0,78%	5%	4,35%	56%	11,88%	15%	9,21%	22%	10,39%	2%	2,84%	100%	131	114
	5 Examen från högskola/universitet (kand/mag/master/forskarexamen)	1%	0,50%	10%	4,28%	54%	6,61%	22%	5,48%	13%	4,62%	0%	0,59%	100%	402	209

F20 Tid från hemmet till arbete eller studier? (enkel resa)		1 Mindre än 15 minuter		2 16 - 30 minuter		3 31 - 45 minuter		4 46 - 60 minuter		5 1 - 1,5 timme		6 1,5 - 2 timmar		7 Mer än 2 timmar	
		Procent	Fel +/-	Procent	Fel +/-	Procent	Fel +/-	Procent	Fel +/-	Procent	Fel +/-	Procent	Fel +/-	Procent	Fel +/-
<b>Totalt</b>		39%	3,50%	34%	3,42%	11%	2,23%	4%	1,16%	5%	1,69%	4%	1,53%	1%	0,56%
<b>KÖN</b>	1 Kvinna	39%	4,94%	36%	4,75%	10%	2,92%	5%	1,89%	3%	1,70%	4%	2,24%	1%	0,75%
	2 Man	38%	4,95%	32%	4,92%	12%	3,35%	3%	1,38%	7%	2,84%	4%	2,08%	1%	0,83%
<b>ÅLDER</b>	1 18-24	22%	9,50%	39%	11,99%	17%	9,49%	7%	5,04%	5%	5,72%	7%	6,12%	0%	
	2 25-34	42%	9,04%	30%	8,34%	12%	5,55%	2%	1,60%	5%	4,31%	4%	3,53%	0%	0,71%
	3 35-44	42%	7,50%	33%	7,19%	9%	4,06%	4%	2,81%	7%	4,06%	4%	3,53%	0%	0,59%
	4 45-54	41%	6,44%	35%	6,16%	9%	3,47%	4%	2,21%	3%	2,45%	2%	2,17%	3%	2,19%
	5 55-64	39%	5,90%	35%	5,81%	10%	3,36%	4%	2,35%	5%	2,92%	3%	2,53%	0%	0,35%
	6 65-74	41%	18,39%	29%	15,74%	6%	5,61%	2%	3,09%	0%		5%	8,84%	0%	
	7 75-84	8%	12,28%	11%	21,96%	2%	4,96%	0%		0%		11%	21,53%	0%	
<b>KOMMUN</b>	1 Arboga	36%	11,61%	36%	12,61%	12%	8,12%	7%	7,62%	4%	3,86%	0%		1%	2,55%
	2 Fagersta	61%	10,45%	22%	8,83%	5%	4,01%	6%	5,44%	3%	4,32%	3%	3,60%	0%	
	3 Hallstahammar	28%	9,88%	46%	11,56%	16%	8,24%	3%	3,69%	0%		3%	5,16%	2%	2,34%
	4 Kungsör	33%	8,57%	27%	8,06%	13%	6,44%	11%	6,34%	4%	3,55%	4%	4,41%	0%	
	5 Köping	40%	9,10%	34%	9,53%	14%	6,89%	4%	4,03%	5%	5,01%	0%		2%	2,43%
	6 Norberg	35%	10,99%	39%	11,69%	2%	2,42%	8%	6,00%	0%	0,95%	4%	3,83%	3%	3,69%
	7 Sala	35%	8,20%	25%	6,99%	15%	6,29%	9%	5,20%	7%	4,57%	3%	2,69%	0%	
	8 Skinnskatteberg	47%	12,82%	22%	9,60%	11%	6,79%	9%	5,79%	3%	3,35%	0%		1%	1,99%
	9 Surahammar	29%	13,63%	37%	10,74%	16%	7,29%	8%	5,70%	5%	4,40%	2%	3,50%	1%	1,44%
	10 Västerås	39%	5,39%	35%	5,24%	9%	3,35%	2%	1,42%	6%	2,65%	5%	2,50%	1%	0,82%
<b>BOENDEORT</b>	1 I kommunens centralort	45%	4,56%	31%	4,28%	9%	2,60%	4%	1,53%	4%	1,89%	4%	2,09%	1%	0,50%
	2 I annan tätort i kommunen	27%	9,97%	41%	11,39%	13%	8,77%	2%	1,71%	7%	6,71%	1%	1,65%	0%	0,30%
	3 Utanför tätort	24%	6,29%	39%	7,34%	13%	5,14%	6%	2,90%	7%	4,32%	4%	3,33%	2%	2,45%
<b>FÖDELSELAND</b>	1 Sverige	40%	3,86%	33%	3,73%	11%	2,56%	4%	1,33%	5%	1,91%	3%	1,31%	1%	0,52%
	2 Europa Utom Norden	27%	16,15%	36%	17,30%	5%	6,77%	3%	3,91%	3%	4,93%	20%	17,43%	3%	3,75%
	3 Norden utom Sverige	38%	19,06%	35%	17,21%	8%	8,72%	7%	10,30%	0%		0%		8%	12,01%
	4 Övriga världen	33%	10,58%	38%	10,87%	10%	5,70%	3%	2,66%	4%	5,02%	6%	5,18%	1%	1,91%
<b>UTBILDNING</b>	1 Grundskola	35%	10,80%	27%	10,51%	16%	9,46%	4%	3,80%	6%	7,31%	5%	5,16%	1%	2,77%
	2 Gymnasieexamen	41%	5,90%	34%	5,73%	10%	3,61%	3%	2,05%	4%	2,69%	2%	1,46%	1%	1,10%
	3 Annan eftergymnasial utbildning	34%	8,60%	36%	9,55%	11%	7,18%	9%	4,68%	6%	4,76%	1%	0,83%	1%	1,69%
	4 Kortare studier vid högskola/universitet	34%	11,40%	30%	10,51%	10%	5,59%	2%	1,50%	10%	7,55%	8%	7,02%	1%	1,30%
	5 Examen från högskola/universitet (kand/mag/master/forskarexamen)	39%	6,44%	35%	6,22%	11%	3,96%	3%	1,85%	4%	2,47%	5%	3,26%	1%	0,78%

F20 Tid från hemmet till arbete eller studier? (enkel resa)								
		8 Har ingen fast arbetsplats och kan därför inte ange tid		9 Har ingen restid/bor på arbetsplatser		Samtliga	Antal svar (oviktad)	Antal ej svar (oviktad)
		Procent	Fel +/-	Procent	Fel +/-	Procent		
<b>Totalt</b>		2%	1,01%	1%	0,71%	100%	1429	1306
<b>KÖN</b>	1 Kvinna	1%	0,66%	2%	1,04%	100%	785	692
	2 Man	3%	1,85%	1%	0,97%	100%	644	614
<b>ÅLDER</b>	1 18-24	1%	1,97%	1%	1,97%	100%	92	22
	2 25-34	4%	3,68%	1%	1,04%	100%	182	22
	3 35-44	0%	0,62%	0%	0,50%	100%	253	23
	4 45-54	1%	1,01%	2%	2,07%	100%	388	43
	5 55-64	2%	1,45%	1%	1,29%	100%	454	136
	6 65-74	6%	8,83%	10%	10,27%	100%	52	662
	7 75-84	36%	48,20%	32%	48,70%	100%	8	398
<b>KOMMUN</b>	1 Arboga	0%		5%	5,78%	100%	101	108
	2 Fagersta	0%		0%		100%	109	98
	3 Hallstahammar	1%	1,18%	1%	2,16%	100%	109	119
	4 Kungsör	6%	4,35%	2%	1,86%	100%	134	109
	5 Köping	0%	0,54%	0%	0,54%	100%	149	135
	6 Norberg	5%	5,52%	3%	4,21%	100%	104	111
	7 Sala	3%	3,63%	3%	3,17%	100%	161	155
	8 Skinnskatteberg	3%	2,81%	4%	3,09%	100%	97	125
	9 Surahammar	2%	2,43%	0%		100%	104	120
	10 Västerås	2%	1,62%	1%	1,00%	100%	361	226
<b>BOENDEORT</b>	1 I kommunens centralort	1%	1,07%	1%	0,74%	100%	838	762
	2 I annan tätort i kommunen	7%	6,72%	3%	2,73%	100%	149	148
	3 Utanför tätort	1%	0,90%	3%	2,36%	100%	353	307
<b>FÖDELSELAND</b>	1 Sverige	1%	0,97%	2%	0,82%	100%	1205	1064
	2 Europa Utom Norden	2%	4,26%	0%		100%	52	39
	3 Norden utom Sverige	1%	2,62%	2%	3,09%	100%	50	150
	4 Övriga världen	4%	4,97%	1%	1,91%	100%	122	53
<b>UTBILDNING</b>	1 Grundskola	2%	1,47%	3%	3,68%	100%	140	454
	2 Gymnasieexamen	3%	2,32%	2%	1,35%	100%	521	307
	utbildning	1%	1,52%	2%	2,53%	100%	200	197
	högskola/universitet	4%	5,07%	2%	2,49%	100%	134	111
	högskola/universitet	1%	0,75%	1%	0,67%	100%	411	200



F21A Tidsåtgång												
		1 Mycket bra		2 Ganska bra		3 Ganska dåligt		4 Mycket dåligt		Samtliga	Antal svar (oviktad)	Antal ej svar (oviktad)
		Procent	Fel +/-	Procent	Fel +/-	Procent	Fel +/-	Procent	Fel +/-	Procent		
<b>Totalt</b>		53%	3,64%	37%	3,55%	8%	1,99%	2%	0,87%	100%	1402	1333
<b>KÖN</b>	1 Kvinna	57%	4,99%	36%	4,84%	7%	2,52%	1%	0,63%	100%	770	707
	2 Man	50%	5,23%	39%	5,16%	9%	3,04%	2%	1,59%	100%	632	626
<b>ÅLDER</b>	1 18-24	35%	11,65%	51%	12,22%	12%	8,24%	2%	4,46%	100%	89	25
	2 25-34	49%	9,10%	43%	9,05%	6%	4,27%	1%	1,43%	100%	181	23
	3 35-44	58%	7,48%	31%	6,99%	10%	4,50%	1%	0,92%	100%	250	26
	4 45-54	59%	6,43%	33%	6,16%	6%	2,87%	2%	2,02%	100%	384	47
	5 55-64	57%	6,05%	33%	5,64%	8%	3,77%	1%	1,31%	100%	445	145
	6 65-74	64%	17,15%	33%	16,88%	2%	3,49%	0%		100%	47	667
	7 75-84	56%	51,53%	38%	48,10%	0%		6%	12,86%	100%	6	400
<b>KOMMUN</b>	1 Arboga	56%	13,13%	35%	13,17%	5%	5,43%	4%	3,92%	100%	97	112
	2 Fagersta	62%	10,70%	33%	10,16%	6%	6,38%	0%		100%	108	99
	3 Hallstahammar	53%	11,59%	34%	11,18%	8%	6,61%	5%	6,15%	100%	109	119
	4 Kungsör	51%	9,42%	43%	9,36%	4%	3,24%	2%	3,00%	100%	128	115
	5 Köping	51%	9,78%	44%	9,77%	5%	5,05%	1%	1,55%	100%	145	139
	6 Norberg	50%	11,76%	38%	11,92%	9%	6,75%	3%	3,50%	100%	103	112
	7 Sala	52%	8,73%	32%	8,01%	15%	6,57%	2%	1,88%	100%	156	160
	8 Skinnskatteberg	53%	12,56%	35%	11,21%	11%	7,25%	1%	2,08%	100%	94	128
	9 Surahammar	38%	11,84%	56%	11,97%	6%	4,81%	1%	1,02%	100%	105	119
	10 Västerås	54%	5,55%	37%	5,41%	8%	3,01%	1%	1,27%	100%	357	230
<b>BOENDEORT</b>	1 I kommunens centralort	56%	4,62%	36%	4,49%	7%	2,37%	2%	1,29%	100%	829	771
	2 I annan tätort i kommunen	51%	11,72%	44%	11,72%	5%	4,42%	0%	0,71%	100%	146	151
	3 Utanför tätort	48%	7,63%	37%	7,14%	14%	6,01%	2%	1,48%	100%	340	320
<b>FÖDELSELAND</b>	1 Sverige	55%	3,96%	36%	3,86%	7%	2,09%	1%	0,72%	100%	1188	1081
	2 Europa Utom Norden	44%	18,42%	40%	18,16%	17%	14,73%	0%		100%	50	41
	3 Norden utom Sverige	53%	18,92%	40%	18,62%	7%	11,81%	0%		100%	51	149
	4 Övriga världen	43%	11,29%	43%	11,39%	10%	6,10%	4%	5,45%	100%	113	62
<b>UTBILDNING</b>	1 Grundskola	47%	11,98%	44%	11,99%	7%	7,89%	1%	2,58%	100%	134	460
	2 Gymnasieexamen	53%	6,10%	38%	6,00%	8%	3,14%	1%	0,67%	100%	510	318
	3 Annan eftergymnasial utbildning	58%	9,74%	34%	9,44%	4%	2,56%	5%	5,23%	100%	196	201
	4 Kortare studier vid högskola/universitet	46%	11,68%	40%	11,90%	12%	7,30%	2%	3,39%	100%	130	115
	5 Examen från högskola/universitet (kand/mag/master/forskarexamen)	55%	6,50%	36%	6,25%	9%	3,81%	1%	0,80%	100%	409	202

F21B Punktlighet												
		1 Mycket bra		2 Ganska bra		3 Ganska dåligt		4 Mycket dåligt		Samtliga	Antal svar (oviktad)	Antal ej svar (oviktad)
		Procent	Fel +/-	Procent	Fel +/-	Procent	Fel +/-	Procent	Fel +/-	Procent		
<b>Totalt</b>		56%	3,64%	37%	3,54%	6%	1,84%	1%	0,77%	100%	1394	1341
<b>KÖN</b>	1 Kvinna	59%	5,00%	35%	4,85%	5%	2,31%	1%	1,02%	100%	765	712
	2 Man	54%	5,25%	38%	5,13%	6%	2,84%	1%	1,13%	100%	629	629
<b>ÅLDER</b>	1 18-24	41%	12,12%	44%	12,08%	14%	8,59%	0%		100%	89	25
	2 25-34	55%	9,10%	40%	8,97%	5%	3,96%	0%	0,56%	100%	180	24
	3 35-44	58%	7,54%	32%	7,06%	8%	4,29%	2%	2,42%	100%	250	26
	4 45-54	60%	6,50%	34%	6,33%	4%	2,32%	2%	2,01%	100%	380	51
	5 55-64	61%	6,05%	36%	5,94%	2%	1,69%	1%	1,69%	100%	442	148
	6 65-74	67%	16,59%	29%	16,14%	4%	4,42%	0%		100%	47	667
	7 75-84	56%	51,53%	38%	48,10%	0%		6%	12,86%	100%	6	400
<b>KOMMUN</b>	1 Arboga	56%	13,08%	33%	12,63%	8%	8,52%	3%	3,83%	100%	98	111
	2 Fagersta	76%	9,02%	20%	8,48%	4%	3,89%	0%		100%	105	102
	3 Hallstahammar	58%	11,48%	38%	11,42%	5%	4,26%	0%		100%	110	118
	4 Kungsör	56%	9,42%	39%	9,21%	3%	4,35%	1%	2,05%	100%	127	116
	5 Köping	55%	9,84%	40%	9,72%	4%	4,72%	1%	1,28%	100%	145	139
	6 Norberg	54%	11,88%	34%	11,17%	10%	9,30%	3%	3,37%	100%	103	112
	7 Sala	56%	8,81%	37%	8,57%	5%	4,64%	3%	2,69%	100%	155	161
	8 Skinnskatteberg	61%	11,94%	33%	11,16%	5%	5,85%	1%	1,47%	100%	94	128
	9 Surahammar	56%	11,60%	40%	11,16%	4%	3,79%	0%		100%	103	121
	10 Västerås	55%	5,56%	37%	5,41%	6%	2,83%	1%	1,19%	100%	354	233
<b>BOENDEORT</b>	1 I kommunens centralort	58%	4,61%	35%	4,49%	5%	2,06%	1%	0,98%	100%	822	778
	2 I annan tätort i kommunen	50%	11,74%	49%	11,75%	1%	1,12%	0%		100%	145	152
	3 Utanför tätort	55%	7,60%	34%	6,97%	8%	5,34%	3%	2,38%	100%	340	320
<b>FÖDELSELAND</b>	1 Sverige	58%	3,97%	35%	3,83%	6%	2,06%	2%	0,93%	100%	1180	1089
	2 Europa Utom Norden	51%	18,62%	40%	18,08%	9%	9,49%	0%		100%	50	41
	3 Norden utom Sverige	59%	19,13%	41%	19,13%	0%		0%		100%	51	149
	4 Övriga världen	45%	11,44%	48%	11,48%	7%	5,23%	0%		100%	113	62
<b>UTBILDNING</b>	1 Grundskola	50%	12,15%	41%	11,99%	7%	8,52%	1%	2,61%	100%	132	462
	2 Gymnasieexamen	56%	6,11%	37%	5,98%	5%	3,06%	1%	1,04%	100%	510	318
	3 Annan eftergymnasial utbildning	60%	9,65%	32%	9,21%	7%	5,59%	1%	1,30%	100%	195	202
	4 Kortare studier vid högskola/universitet	49%	11,79%	42%	11,92%	6%	5,97%	3%	3,72%	100%	129	116
	5 Examen från högskola/universitet (kand/mag/master/forskarexamen)	59%	6,42%	35%	6,17%	5%	2,97%	1%	1,43%	100%	407	204

F21C Säkerhet												
		1 Mycket bra		2 Ganska bra		3 Ganska dåligt		4 Mycket dåligt		Samtliga	Antal svar (oviktad)	Antal ej svar (oviktad)
		Procent	Fel +/-	Procent	Fel +/-	Procent	Fel +/-	Procent	Fel +/-	Procent		
<b>Totalt</b>		50%	3,64%	43%	3,60%	6%	1,70%	2%	1,08%	100%	1400	1335
<b>KÖN</b>	1 Kvinna	53%	5,02%	41%	4,90%	6%	2,37%	1%	0,82%	100%	769	708
	2 Man	47%	5,22%	45%	5,22%	6%	2,43%	2%	1,95%	100%	631	627
<b>ÅLDER</b>	1 18-24	47%	12,19%	47%	12,21%	5%	5,13%	1%	1,71%	100%	89	25
	2 25-34	51%	9,13%	39%	8,92%	6%	4,17%	3%	3,67%	100%	180	24
	3 35-44	54%	7,56%	39%	7,33%	6%	3,75%	1%	1,61%	100%	252	24
	4 45-54	47%	6,55%	44%	6,57%	7%	3,31%	2%	2,07%	100%	380	51
	5 55-64	47%	6,11%	47%	6,11%	5%	2,94%	0%	0,41%	100%	447	143
	6 65-74	64%	17,49%	34%	17,31%	2%	3,16%	0%		100%	46	668
	7 75-84	56%	51,53%	27%	38,79%	0%		17%	32,84%	100%	6	400
<b>KOMMUN</b>	1 Arboga	50%	12,92%	41%	12,78%	10%	8,81%	0%		100%	98	111
	2 Fagersta	65%	10,31%	33%	10,07%	2%	3,78%	0%		100%	107	100
	3 Hallstahammar	46%	11,55%	49%	11,53%	4%	4,22%	0%		100%	109	119
	4 Kungsör	45%	9,37%	49%	9,41%	5%	4,45%	1%	2,21%	100%	128	115
	5 Köping	50%	9,74%	43%	9,63%	7%	4,76%	0%		100%	146	138
	6 Norberg	48%	11,73%	45%	11,81%	7%	5,87%	0%	0,96%	100%	103	112
	7 Sala	47%	8,71%	46%	8,62%	5%	3,61%	2%	3,00%	100%	157	159
	8 Skinnskatteberg	47%	12,42%	43%	11,78%	9%	6,86%	2%	2,39%	100%	93	129
	9 Surahammar	51%	11,91%	40%	10,97%	8%	5,38%	1%	2,12%	100%	105	119
	10 Västerås	49%	5,58%	42%	5,51%	6%	2,58%	2%	1,78%	100%	354	233
<b>BOENDEORT</b>	1 I kommunens centralort	52%	4,63%	41%	4,54%	5%	2,07%	2%	1,60%	100%	827	773
	2 I annan tätort i kommunen	48%	11,74%	49%	11,70%	3%	2,28%	0%	0,61%	100%	146	151
	3 Utanför tätort	46%	7,66%	45%	7,57%	7%	3,76%	2%	1,84%	100%	339	321
<b>FÖDELSELAND</b>	1 Sverige	50%	3,98%	43%	3,93%	6%	1,76%	2%	1,23%	100%	1187	1082
	2 Europa Utom Norden	49%	18,69%	43%	18,08%	7%	11,11%	1%	1,44%	100%	50	41
	3 Norden utom Sverige	43%	18,04%	50%	18,85%	7%	10,08%	0%		100%	51	149
	4 Övriga världen	49%	11,57%	41%	11,39%	8%	6,23%	2%	3,09%	100%	112	63
<b>UTBILDNING</b>	1 Grundskola	42%	11,72%	52%	12,05%	5%	5,27%	0%	0,84%	100%	132	462
	2 Gymnasieexamen	50%	6,11%	43%	6,01%	5%	2,37%	2%	2,03%	100%	511	317
	3 Annan eftergymnasial utbildning	50%	9,67%	42%	9,79%	7%	4,55%	2%	3,09%	100%	197	200
	4 Kortare studier vid högskola/universitet	51%	11,80%	39%	11,30%	10%	7,52%	0%	0,33%	100%	130	115
	5 Examen från högskola/universitet (kand/mag/master/forskarexamen)	51%	6,54%	41%	6,40%	6%	3,06%	2%	2,16%	100%	408	203

F21D Trygghet												
		1 Mycket bra		2 Ganska bra		3 Ganska dåligt		4 Mycket dåligt		Samtliga	Antal svar (oviktad)	Antal ej svar (oviktad)
		Procent	Fel +/-	Procent	Fel +/-	Procent	Fel +/-	Procent	Fel +/-	Procent		
<b>Totalt</b>		53%	3,62%	40%	3,55%	6%	1,75%	1%	0,74%	100%	1404	1331
<b>KÖN</b>	1 Kvinna	55%	4,98%	38%	4,85%	6%	2,45%	0%	0,48%	100%	772	705
	2 Man	51%	5,23%	41%	5,16%	6%	2,49%	1%	1,38%	100%	632	626
<b>ÅLDER</b>	1 18-24	49%	12,23%	45%	12,14%	6%	5,16%	0%		100%	89	25
	2 25-34	56%	9,10%	35%	8,75%	8%	5,00%	1%	2,16%	100%	179	25
	3 35-44	57%	7,45%	37%	7,24%	5%	3,11%	1%	1,58%	100%	253	23
	4 45-54	49%	6,52%	43%	6,53%	6%	2,94%	1%	1,80%	100%	384	47
	5 55-64	50%	6,12%	43%	6,04%	7%	3,33%	0%	0,23%	100%	446	144
	6 65-74	65%	17,42%	33%	17,24%	2%	3,16%	0%		100%	46	668
	7 75-84	71%	35,74%	18%	26,31%	0%		11%	22,38%	100%	7	399
<b>KOMMUN</b>	1 Arboga	53%	12,95%	36%	12,65%	11%	8,86%	0%		100%	99	110
	2 Fagersta	64%	10,28%	32%	9,92%	4%	4,43%	0%		100%	107	100
	3 Hallstahammar	49%	11,54%	47%	11,50%	4%	3,93%	0%		100%	109	119
	4 Kungsör	55%	9,46%	40%	9,28%	3%	3,90%	2%	2,52%	100%	126	117
	5 Köping	48%	9,61%	45%	9,73%	6%	4,41%	0%		100%	148	136
	6 Norberg	53%	11,81%	43%	11,84%	4%	3,86%	0%	0,96%	100%	103	112
	7 Sala	52%	8,66%	41%	8,52%	6%	3,66%	0%	0,85%	100%	157	159
	8 Skinnkatteberg	50%	12,32%	43%	11,91%	6%	6,34%	1%	1,56%	100%	92	130
	9 Surahammar	50%	12,07%	40%	10,97%	10%	6,12%	1%	1,02%	100%	105	119
	10 Västerås	53%	5,53%	39%	5,40%	6%	2,68%	1%	1,25%	100%	358	229
<b>BOENDEORT</b>	1 I kommunens centralort	54%	4,60%	39%	4,47%	6%	2,32%	1%	1,15%	100%	829	771
	2 I annan tätort i kommunen	50%	11,75%	47%	11,75%	3%	2,40%	0%	0,33%	100%	145	152
	3 Utanför tätort	56%	7,46%	37%	7,27%	6%	3,07%	0%	0,52%	100%	341	319
<b>FÖDELSELAND</b>	1 Sverige	53%	3,97%	40%	3,89%	6%	1,91%	1%	0,80%	100%	1187	1082
	2 Europa Utom Norden	53%	18,23%	39%	17,42%	8%	10,93%	0%		100%	51	40
	3 Norden utom Sverige	50%	18,96%	44%	19,25%	6%	10,10%	0%		100%	50	150
	4 Övriga världen	52%	11,30%	41%	11,11%	6%	4,77%	2%	3,00%	100%	116	59
<b>UTBILDNING</b>	1 Grundskola	45%	11,82%	49%	12,12%	6%	5,38%	0%	0,83%	100%	133	461
	2 Gymnasieexamen	53%	6,03%	40%	5,86%	7%	2,96%	1%	1,20%	100%	515	313
	3 Annan eftergymnasial utbildning	53%	9,72%	40%	9,70%	5%	4,03%	2%	3,04%	100%	197	200
	4 Kortare studier vid högskola/universitet	57%	11,56%	34%	10,84%	8%	6,92%	0%	0,33%	100%	130	115
	5 Examen från högskola/universitet (kand/mag/master/forskarexamen)	55%	6,52%	39%	6,37%	6%	3,06%	1%	1,47%	100%	407	204

F21E Fysisk tillgänglighet												
		1 Mycket bra		2 Ganska bra		3 Ganska dåligt		4 Mycket dåligt		Samtliga	Antal svar (oviktad)	Antal ej svar (oviktad)
		Procent	Fel +/-	Procent	Fel +/-	Procent	Fel +/-	Procent	Fel +/-			
<b>Totalt</b>		54%	3,66%	37%	3,55%	6%	1,73%	2%	1,09%	100%	1374	1361
<b>KÖN</b>	1 Kvinna	57%	5,03%	36%	4,92%	4%	1,70%	2%	1,48%	100%	750	727
	2 Man	51%	5,27%	39%	5,12%	8%	2,94%	2%	1,59%	100%	624	634
<b>ÅLDER</b>	1 18-24	47%	12,46%	43%	12,17%	7%	6,35%	3%	4,23%	100%	86	28
	2 25-34	59%	8,98%	34%	8,71%	6%	3,83%	1%	2,16%	100%	179	25
	3 35-44	57%	7,63%	36%	7,41%	6%	3,79%	1%	0,97%	100%	245	31
	4 45-54	48%	6,56%	40%	6,56%	8%	3,49%	4%	2,73%	100%	376	55
	5 55-64	54%	6,14%	38%	5,93%	4%	2,60%	3%	2,37%	100%	437	153
	6 65-74	81%	10,64%	14%	8,62%	5%	5,37%	1%	1,58%	100%	45	669
	7 75-84	56%	51,53%	27%	38,79%	17%	32,84%	0%		100%	6	400
<b>KOMMUN</b>	1 Arboga	61%	12,93%	29%	11,93%	10%	8,71%	1%	1,05%	100%	96	113
	2 Fagersta	60%	10,83%	32%	10,27%	5%	5,18%	3%	3,96%	100%	104	103
	3 Hallstahammar	47%	11,48%	45%	11,63%	8%	6,58%	0%		100%	108	120
	4 Kungsör	53%	9,48%	38%	9,12%	6%	4,68%	3%	2,93%	100%	125	118
	5 Köping	50%	9,79%	43%	9,70%	7%	5,61%	0%		100%	144	140
	6 Norberg	51%	11,92%	35%	11,83%	11%	6,77%	4%	3,63%	100%	101	114
	7 Sala	54%	8,76%	32%	8,09%	11%	5,49%	3%	2,84%	100%	152	164
	8 Skinnskatteberg	41%	12,68%	52%	12,58%	5%	5,44%	1%	1,97%	100%	90	132
	9 Surahammar	52%	11,98%	39%	11,00%	6%	4,80%	4%	3,26%	100%	103	121
	10 Västerås	55%	5,57%	37%	5,41%	5%	2,48%	3%	1,76%	100%	351	236
<b>BOENDEORT</b>	1 I kommunens centralort	56%	4,63%	36%	4,47%	6%	2,17%	2%	1,33%	100%	814	786
	2 I annan tätort i kommunen	52%	11,77%	44%	11,78%	4%	2,57%	1%	0,72%	100%	143	154
	3 Utanför tätort	49%	7,78%	36%	7,25%	10%	5,34%	5%	3,06%	100%	331	329
<b>FÖDELSELAND</b>	1 Sverige	55%	3,99%	37%	3,89%	6%	1,80%	2%	1,15%	100%	1168	1101
	2 Europa Utom Norden	49%	18,83%	36%	17,32%	13%	10,95%	2%	3,89%	100%	49	42
	3 Norden utom Sverige	48%	18,90%	50%	19,03%	1%	1,72%	1%	2,63%	100%	50	150
	4 Övriga världen	48%	11,69%	39%	11,32%	9%	6,57%	3%	4,38%	100%	107	68
<b>UTBILDNING</b>	1 Grundskola	42%	11,82%	42%	12,18%	9%	8,15%	7%	7,08%	100%	130	464
	2 Gymnasieexamen	51%	6,16%	39%	5,99%	7%	3,16%	3%	1,80%	100%	502	326
	3 Annan eftergymnasial utbildning	59%	9,60%	33%	9,15%	5%	3,92%	3%	3,56%	100%	191	206
	4 Kortare studier vid högskola/universitet	56%	11,75%	39%	11,64%	4%	3,98%	1%	1,88%	100%	129	116
	5 Examen från högskola/universitet (kand/mag/master/forskarexamen)	58%	6,49%	35%	6,29%	6%	2,85%	1%	1,53%	100%	401	210

F21F Totalt sett												
		1 Mycket bra		2 Ganska bra		3 Ganska dåligt		4 Mycket dåligt		Samtliga	Antal svar (oviktad)	Antal ej svar (oviktad)
		Procent	Fel +/-	Procent	Fel +/-	Procent	Fel +/-	Procent	Fel +/-	Procent		
<b>Totalt</b>		49%	3,64%	45%	3,63%	5%	1,68%	1%	0,50%	100%	1395	1340
<b>KÖN</b>	1 Kvinna	50%	5,05%	45%	5,05%	4%	1,94%	0%	0,50%	100%	764	713
	2 Man	48%	5,22%	46%	5,21%	6%	2,71%	1%	0,85%	100%	631	627
<b>ÅLDER</b>	1 18-24	38%	12,01%	54%	12,29%	8%	7,12%	0%		100%	88	26
	2 25-34	47%	9,10%	48%	9,12%	5%	4,05%	0%	0,39%	100%	181	23
	3 35-44	54%	7,65%	40%	7,53%	6%	3,52%	0%		100%	247	29
	4 45-54	49%	6,55%	44%	6,55%	5%	2,81%	2%	1,87%	100%	382	49
	5 55-64	52%	6,12%	45%	6,09%	2%	1,73%	1%	1,22%	100%	444	146
	6 65-74	63%	17,47%	33%	17,02%	4%	4,85%	0%		100%	47	667
	7 75-84	60%	49,49%	17%	33,44%	17%	32,84%	6%	12,86%	100%	6	400
<b>KOMMUN</b>	1 Arboga	49%	13,01%	38%	13,28%	11%	9,19%	1%	2,65%	100%	96	113
	2 Fagersta	59%	10,58%	40%	10,57%	1%	1,07%	0%		100%	109	98
	3 Hallstahammar	45%	11,52%	53%	11,59%	2%	2,87%	0%		100%	107	121
	4 Kungsör	47%	9,38%	49%	9,41%	3%	3,23%	1%	2,21%	100%	128	115
	5 Köping	49%	9,71%	48%	9,76%	3%	2,78%	0%		100%	146	138
	6 Norberg	49%	11,83%	42%	11,83%	6%	5,79%	3%	3,40%	100%	102	113
	7 Sala	46%	8,82%	46%	8,79%	8%	4,86%	0%		100%	153	163
	8 Skinnskatteberg	51%	12,21%	41%	11,65%	7%	6,49%	1%	1,57%	100%	93	129
	9 Surahammar	47%	12,29%	47%	11,78%	6%	4,62%	1%	1,02%	100%	105	119
	10 Västerås	49%	5,56%	45%	5,54%	5%	2,61%	1%	0,81%	100%	356	231
<b>BOENDEORT</b>	1 I kommunens centralort	51%	4,63%	44%	4,61%	5%	2,03%	1%	0,68%	100%	825	775
	2 I annan tätort i kommunen	53%	11,66%	45%	11,65%	2%	1,69%	0%	0,71%	100%	147	150
	3 Utanför tätort	43%	7,57%	48%	7,63%	8%	4,59%	1%	1,31%	100%	338	322
<b>FÖDELSELAND</b>	1 Sverige	52%	3,98%	43%	3,93%	5%	1,94%	0%	0,43%	100%	1183	1086
	2 Europa Utom Norden	38%	17,89%	56%	18,34%	5%	7,91%	0%		100%	50	41
	3 Norden utom Sverige	53%	19,03%	46%	19,09%	1%	1,69%	0%		100%	51	149
	4 Övriga världen	33%	10,79%	61%	11,12%	4%	3,45%	2%	3,08%	100%	111	64
<b>UTBILDNING</b>	1 Grundskola	36%	11,01%	57%	11,90%	5%	7,35%	2%	2,76%	100%	131	463
	2 Gymnasieexamen	50%	6,09%	44%	6,01%	6%	3,13%	0%	0,09%	100%	507	321
	3 Annan eftergymnasial utbildning	54%	9,68%	41%	9,61%	3%	2,61%	2%	3,09%	100%	196	201
	4 Kortare studier vid högskola/universitet	44%	11,59%	51%	11,80%	6%	4,48%	0%	0,33%	100%	131	114
	5 Examen från högskola/universitet (kand/mag/master/forskarexamen)	52%	6,54%	43%	6,49%	5%	2,98%	1%	0,75%	100%	409	202

F22 Har du drivit eller driver du just nu ett UF företag?								
		1 Ja		2 Nej		Samtliga	Antal svar (oviktad)	Antal ej svar (oviktad)
		Procent	Fel +/-	Procent	Fel +/-			
<b>Totalt</b>		7%	2,09%	93%	2,09%	100%	1934	801
<b>KÖN</b>	1 Kvinna	6%	2,61%	94%	2,61%	100%	1021	456
	2 Man	8%	3,23%	92%	3,23%	100%	913	345
<b>ÅLDER</b>	1 18-24	32%	10,79%	68%	10,79%	100%	108	6
	2 25-34	10%	5,87%	90%	5,87%	100%	170	34
	3 35-44	4%	3,61%	96%	3,61%	100%	198	78
	4 45-54	1%	1,52%	99%	1,52%	100%	286	145
	5 55-64	0%		100%		100%	341	249
	6 65-74	0%	0,18%	100%	0,18%	100%	549	165
	7 75-84	0%	0,73%	100%	0,73%	100%	282	124
<b>KOMMUN</b>	1 Arboga	4%	6,20%	96%	6,20%	100%	151	58
	2 Fagersta	11%	6,63%	89%	6,63%	100%	147	60
	3 Hallstahammar	5%	7,16%	95%	7,16%	100%	164	64
	4 Kungsör	6%	4,77%	94%	4,77%	100%	175	68
	5 Köping	2%	3,77%	98%	3,77%	100%	193	91
	6 Norberg	11%	9,14%	89%	9,14%	100%	144	71
	7 Sala	4%	4,39%	96%	4,39%	100%	223	93
	8 Skinnskatteberg	1%	1,47%	99%	1,47%	100%	150	72
	9 Surahammar	7%	4,89%	93%	4,89%	100%	161	63
	10 Västerås	9%	3,38%	91%	3,38%	100%	426	161
<b>BOENDEORT</b>	1 I kommunens centralort	7%	2,56%	93%	2,56%	100%	1153	447
	2 I annan tätort i kommunen	9%	7,21%	91%	7,21%	100%	216	81
	3 Utanför tätort	6%	4,77%	94%	4,77%	100%	462	198
<b>FÖDELSELAND</b>	1 Sverige	8%	2,46%	92%	2,46%	100%	1604	665
	2 Europa Utom Norden	6%	11,48%	94%	11,48%	100%	65	26
	3 Norden utom Sverige	0%		100%		100%	131	69
	4 Övriga världen	3%	4,01%	97%	4,01%	100%	134	41
<b>UTBILDNING</b>	1 Grundskola	2%	2,17%	98%	2,17%	100%	407	187
	2 Gymnasieexamen	12%	4,82%	88%	4,82%	100%	576	252
	3 Annan eftergymnasial utbildning	2%	2,83%	98%	2,83%	100%	276	121
	4 Kortare studier vid högskola/universitet	11%	7,76%	89%	7,76%	100%	181	64
	5 Examen från högskola/universitet (kand/mag/master/forskarexamen)	5%	3,36%	95%	3,36%	100%	467	144

F23 Har din utbildning innehållit inslag av entreprenörskap/företagande?										
		1 Nej, inte alls	2 Ja, min utbildning har tydligt fokus på detta	3 Ja, som enstaka inslag i den ordinarie utbildningen						
		Procent	Fel +/-	Procent	Fel +/-	Procent	Fel +/-	Procent	Antal svar (oviktad)	Antal ej svar (oviktad)
<b>Totalt</b>		76%	3,11%	9%	2,17%	14%	2,60%	100%	1801	934
<b>KÖN</b>	1 Kvinna	79%	4,13%	9%	3,06%	11%	3,24%	100%	948	529
	2 Man	74%	4,57%	9%	3,08%	17%	3,97%	100%	853	405
<b>ÅLDER</b>	1 18-24	48%	11,47%	29%	10,33%	23%	9,80%	100%	105	9
	2 25-34	69%	9,09%	8%	5,48%	23%	8,22%	100%	159	45
	3 35-44	75%	7,70%	11%	5,55%	14%	6,21%	100%	188	88
	4 45-54	85%	5,51%	4%	2,46%	12%	5,07%	100%	260	171
	5 55-64	86%	5,23%	4%	2,67%	10%	4,70%	100%	325	265
	6 65-74	88%	3,98%	4%	2,55%	7%	3,24%	100%	510	204
	7 75-84	91%	4,67%	4%	3,23%	5%	3,52%	100%	254	152
<b>KOMMUN</b>	1 Arboga	80%	8,72%	4%	3,20%	16%	8,34%	100%	135	74
	2 Fagersta	80%	8,08%	11%	6,52%	9%	5,72%	100%	142	65
	3 Hallstahammar	81%	9,97%	10%	8,91%	9%	6,09%	100%	150	78
	4 Kungsör	80%	7,33%	4%	3,54%	15%	6,80%	100%	166	77
	5 Köping	82%	8,04%	9%	6,22%	9%	5,99%	100%	178	106
	6 Norberg	75%	11,56%	12%	8,96%	13%	9,51%	100%	138	77
	7 Sala	76%	7,61%	10%	5,76%	14%	6,19%	100%	211	105
	8 Skinnskatteberg	77%	8,90%	7%	6,00%	15%	7,44%	100%	135	87
	9 Surahammar	78%	8,31%	14%	6,72%	8%	5,51%	100%	143	81
	10 Västerås	74%	4,90%	9%	3,37%	16%	4,17%	100%	403	184
<b>BOENDEORT</b>	1 I kommunens centralort	77%	3,85%	10%	2,73%	14%	3,18%	100%	1073	527
	2 I annan tätort i kommunen	64%	11,02%	17%	9,48%	19%	9,10%	100%	197	100
	3 Utanför tätort	77%	6,55%	5%	2,96%	18%	6,24%	100%	436	224
<b>FÖDELSELAND</b>	1 Sverige	75%	3,54%	8%	2,35%	17%	3,08%	100%	1499	770
	2 Europa Utom Norden	79%	14,70%	20%	14,67%	1%	1,43%	100%	58	33
	3 Norden utom Sverige	92%	5,09%	4%	4,10%	4%	3,05%	100%	119	81
	4 Övriga världen	80%	8,67%	13%	7,11%	6%	5,79%	100%	125	50
<b>UTBILDNING</b>	1 Grundskola	90%	6,19%	2%	2,09%	8%	5,96%	100%	365	229
	2 Gymnasieexamen	71%	6,01%	13%	4,63%	16%	4,93%	100%	530	298
	3 Annan eftergymnasial utbildning	80%	7,03%	11%	6,04%	9%	4,29%	100%	255	142
	4 Kortare studier vid högskola/universitet	66%	10,64%	14%	8,27%	20%	9,02%	100%	168	77
	5 Examen från högskola/universitet (kand/mag/master/forskarexa men)	77%	5,61%	7%	3,29%	16%	4,98%	100%	460	151



F24 Skulle du kunna tänka dig att bli företagare?										
		1 Ja		2 Nej		3 Jag är företagare		Samtliga	Antal svar (oviktad)	Antal ej svar (oviktad)
		Procent	Fel +/-	Procent	Fel +/-	Procent	Fel +/-			
<b>Totalt</b>		31%	2,86%	60%	2,91%	9%	1,49%	100%	2419	316
<b>KÖN</b>	1 Kvinna	27%	3,83%	68%	3,91%	5%	1,52%	100%	1285	192
	2 Man	35%	4,18%	53%	4,18%	12%	2,48%	100%	1134	124
<b>ÅLDER</b>	1 18-24	62%	10,70%	38%	10,67%	1%	1,44%	100%	111	3
	2 25-34	40%	8,57%	53%	8,73%	6%	4,14%	100%	198	6
	3 35-44	42%	7,30%	46%	7,36%	11%	4,66%	100%	267	9
	4 45-54	33%	6,11%	54%	6,36%	13%	4,24%	100%	410	21
	5 55-64	18%	4,44%	71%	5,03%	11%	3,24%	100%	555	35
	6 65-74	7%	3,19%	84%	3,92%	9%	2,58%	100%	589	125
	7 75-84	6%	4,09%	90%	4,66%	4%	2,44%	100%	289	117
<b>KOMMUN</b>	1 Arboga	26%	9,17%	65%	9,39%	10%	4,61%	100%	181	28
	2 Fagersta	19%	6,89%	75%	7,51%	6%	4,10%	100%	188	19
	3 Hallstahammar	31%	9,02%	61%	8,99%	8%	3,83%	100%	196	32
	4 Kungsör	22%	6,68%	66%	7,19%	12%	4,46%	100%	217	26
	5 Köping	24%	7,19%	65%	7,44%	10%	4,12%	100%	254	30
	6 Norberg	31%	9,13%	57%	9,09%	13%	5,43%	100%	186	29
	7 Sala	30%	6,71%	57%	6,77%	14%	4,34%	100%	279	37
	8 Skinnskatteberg	22%	7,37%	65%	8,32%	13%	5,48%	100%	197	25
	9 Surahammar	27%	7,50%	63%	9,11%	11%	8,06%	100%	192	32
	10 Västerås	35%	4,57%	58%	4,64%	7%	2,30%	100%	529	58
<b>BOENDEORT</b>	1 I kommunens centralort	31%	3,61%	63%	3,67%	6%	1,52%	100%	1411	189
	2 I annan tätort i kommunen	39%	9,38%	49%	9,08%	12%	6,34%	100%	264	33
	3 Utanför tätort	28%	5,97%	55%	6,04%	16%	4,14%	100%	602	58
<b>FÖDELSELAND</b>	1 Sverige	30%	3,14%	61%	3,20%	9%	1,69%	100%	2013	256
	2 Europa Utom Norden	35%	15,58%	61%	15,47%	4%	3,92%	100%	85	6
	3 Norden utom Sverige	11%	8,25%	85%	8,45%	4%	2,72%	100%	159	41
	4 Övriga världen	44%	9,62%	50%	9,68%	6%	4,91%	100%	162	13
<b>UTBILDNING</b>	1 Grundskola	20%	6,76%	73%	6,88%	7%	3,08%	100%	475	119
	2 Gymnasieexamen	35%	5,21%	58%	5,21%	8%	2,62%	100%	753	75
	3 Annan eftergymnasial utbildning	24%	7,01%	67%	7,19%	9%	3,32%	100%	361	36
	4 Kortare studier vid högskola/universitet	36%	9,43%	52%	9,49%	12%	5,84%	100%	220	25
	5 Examen från högskola/universitet (kand/mag/master/forskarexamen)	34%	5,54%	58%	5,70%	8%	2,90%	100%	571	40

F25 Vet du vart man kan vända sig för att få hjälp att starta företag?										
		1 Ja, jag skulle vända mig till:		2 Nej		3 Nej, men jag kan ta reda på det med hjälp av internet eller på annat sätt		Samtliga	Antal svar (oviktad)	Antal ej svar (oviktad)
		Procent	Fel +/-	Procent	Fel +/-	Procent	Fel +/-	Procent		
<b>Totalt</b>		12%	2,00%	30%	2,56%	58%	2,87%	100%	2314	421
<b>KÖN</b>	1 Kvinna	11%	2,71%	29%	3,51%	59%	3,95%	100%	1235	242
	2 Man	13%	2,92%	30%	3,71%	57%	4,15%	100%	1079	179
<b>ÅLDER</b>	1 18-24	6%	5,35%	28%	9,99%	66%	10,58%	100%	111	3
	2 25-34	13%	6,25%	21%	6,82%	66%	8,28%	100%	197	7
	3 35-44	18%	5,94%	17%	5,27%	64%	7,07%	100%	262	14
	4 45-54	14%	4,36%	26%	5,69%	60%	6,28%	100%	402	29
	5 55-64	14%	4,04%	33%	5,23%	53%	5,57%	100%	534	56
	6 65-74	9%	3,30%	45%	5,52%	46%	5,57%	100%	549	165
	7 75-84	6%	3,91%	58%	8,18%	36%	8,03%	100%	259	147
<b>KOMMUN</b>	1 Arboga	15%	7,82%	33%	8,84%	52%	9,82%	100%	171	38
	2 Fagersta	6%	3,99%	35%	7,87%	59%	8,15%	100%	187	20
	3 Hallstahammar	8%	3,78%	37%	8,50%	55%	8,83%	100%	192	36
	4 Kungsör	10%	4,12%	37%	7,31%	54%	7,51%	100%	208	35
	5 Köping	6%	3,53%	38%	7,31%	56%	7,53%	100%	242	42
	6 Norberg	9%	4,64%	32%	8,08%	59%	8,81%	100%	172	43
	7 Sala	13%	4,47%	32%	6,26%	56%	6,72%	100%	270	46
	8 Skinnskatteberg	14%	5,37%	35%	8,89%	51%	9,20%	100%	182	40
	9 Surahammar	11%	4,96%	30%	9,03%	59%	9,35%	100%	175	49
	10 Västerås	14%	3,29%	26%	3,95%	59%	4,55%	100%	515	72
<b>BOENDEORT</b>	1 I kommunens centralort	12%	2,52%	30%	3,28%	58%	3,65%	100%	1357	243
	2 I annan tätort i kommunen	10%	5,91%	26%	7,27%	64%	8,56%	100%	251	46
	3 Utanför tätort	17%	5,01%	29%	5,40%	54%	6,12%	100%	564	96
<b>FÖDELSELAND</b>	1 Sverige	12%	2,12%	26%	2,65%	62%	3,07%	100%	1928	341
	2 Europa Utom Norden	17%	13,49%	38%	14,48%	46%	15,13%	100%	84	7
	3 Norden utom Sverige	5%	4,26%	58%	10,73%	36%	10,49%	100%	146	54
	4 Övriga världen	13%	7,39%	47%	9,75%	40%	9,84%	100%	156	19
<b>UTBILDNING</b>	1 Grundskola	5%	2,95%	57%	6,97%	38%	6,90%	100%	438	156
	2 Gymnasieexamen	10%	3,17%	32%	4,66%	58%	5,05%	100%	731	97
	3 Annan eftergymnasial utbildning	16%	5,71%	29%	6,46%	54%	7,48%	100%	341	56
	4 Kortare studier vid högskola/universitet	16%	7,23%	26%	8,45%	58%	9,54%	100%	213	32
	5 Examen från högskola/universitet (kand/mag/master/forskarexamen)	16%	4,30%	15%	3,90%	69%	5,29%	100%	557	54

F26_1 Jag... har bytt alla/flesta av mina lampor hemma till energisnåla alternativ								
		1 Ja		2 Nej		Samtliga	Antal svar (oviktad)	Antal ej svar (oviktad)
		Procent	Fel +/-	Procent	Fel +/-			
<b>Totalt</b>		72%	2,61%	28%	2,61%	100%	2707	28
<b>KÖN</b>	1 Kvinna	77%	3,36%	23%	3,36%	100%	1467	10
	2 Man	68%	3,94%	32%	3,94%	100%	1240	18
<b>ÅLDER</b>	1 18-24	37%	10,58%	63%	10,58%	100%	112	2
	2 25-34	65%	8,30%	35%	8,30%	100%	200	4
	3 35-44	76%	6,28%	24%	6,28%	100%	273	3
	4 45-54	78%	5,21%	22%	5,21%	100%	429	2
	5 55-64	78%	4,60%	22%	4,60%	100%	589	1
	6 65-74	85%	3,44%	15%	3,44%	100%	703	11
	7 75-84	73%	5,70%	27%	5,70%	100%	401	5
<b>KOMMUN</b>	1 Arboga	71%	8,35%	29%	8,35%	100%	207	2
	2 Fagersta	80%	6,41%	20%	6,41%	100%	206	1
	3 Hallstahammar	68%	8,45%	32%	8,45%	100%	225	3
	4 Kungsör	74%	6,55%	26%	6,55%	100%	242	1
	5 Köping	74%	6,85%	26%	6,85%	100%	284	0
	6 Norberg	66%	8,86%	34%	8,86%	100%	211	4
	7 Sala	70%	6,32%	30%	6,32%	100%	313	3
	8 Skinnskatteberg	78%	6,79%	22%	6,79%	100%	220	2
	9 Surahammar	73%	8,09%	27%	8,09%	100%	220	4
	10 Västerås	72%	4,18%	28%	4,18%	100%	579	8
<b>BOENDEORT</b>	1 I kommunens centralort	71%	3,39%	29%	3,39%	100%	1583	17
	2 I annan tätort i kommunen	72%	8,06%	28%	8,06%	100%	293	4
	3 Utanför tätort	79%	4,99%	21%	4,99%	100%	659	1
<b>FÖDELSELAND</b>	1 Sverige	74%	2,82%	26%	2,82%	100%	2249	20
	2 Europa Utom Norden	75%	13,41%	25%	13,41%	100%	91	0
	3 Norden utom Sverige	84%	7,34%	16%	7,34%	100%	197	3
	4 Övriga världen	53%	9,50%	47%	9,50%	100%	170	5
<b>UTBILDNING</b>	1 Grundskola	65%	6,10%	35%	6,10%	100%	584	10
	2 Gymnasieexamen	67%	4,83%	33%	4,83%	100%	822	6
	3 Annan eftergymnasial utbildning	76%	6,51%	24%	6,51%	100%	394	3
	4 Kortare studier vid högskola/universitet	74%	8,84%	26%	8,84%	100%	244	1
	5 Examen från högskola/universitet (kand/mag/master/forskarexamen)	80%	4,81%	20%	4,81%	100%	608	3

F26_2 Jag... har sett över mina kostvanor och försöker äta mer klimatsmart								
		1 Ja		2 Nej		Samtliga	Antal svar (oviktad)	Antal ej svar (oviktad)
		Procent	Fel +/-	Procent	Fel +/-			
<b>Totalt</b>		38%	2,69%	62%	2,69%	100%	2707	28
<b>KÖN</b>	1 Kvinna	48%	3,76%	52%	3,76%	100%	1467	10
	2 Man	29%	3,70%	71%	3,70%	100%	1240	18
<b>ÅLDER</b>	1 18-24	39%	10,91%	61%	10,91%	100%	112	2
	2 25-34	39%	8,62%	61%	8,62%	100%	200	4
	3 35-44	43%	7,29%	57%	7,29%	100%	273	3
	4 45-54	35%	5,87%	65%	5,87%	100%	429	2
	5 55-64	33%	5,02%	67%	5,02%	100%	589	1
	6 65-74	41%	4,93%	59%	4,93%	100%	703	11
	7 75-84	38%	6,54%	62%	6,54%	100%	401	5
<b>KOMMUN</b>	1 Arboga	40%	9,11%	60%	9,11%	100%	207	2
	2 Fagersta	37%	7,61%	63%	7,61%	100%	206	1
	3 Hallstahammar	29%	7,25%	71%	7,25%	100%	225	3
	4 Kungsör	30%	6,12%	70%	6,12%	100%	242	1
	5 Köping	30%	6,19%	70%	6,19%	100%	284	0
	6 Norberg	32%	7,46%	68%	7,46%	100%	211	4
	7 Sala	33%	5,79%	67%	5,79%	100%	313	3
	8 Skinnkatteberg	33%	7,86%	67%	7,86%	100%	220	2
	9 Surahammar	30%	8,08%	70%	8,08%	100%	220	4
	10 Västerås	42%	4,37%	58%	4,37%	100%	579	8
<b>BOENDEORT</b>	1 I kommunens centralort	38%	3,42%	62%	3,42%	100%	1583	17
	2 I annan tätort i kommunen	37%	8,47%	63%	8,47%	100%	293	4
	3 Utanför tätort	43%	5,73%	57%	5,73%	100%	659	1
<b>FÖDELSELAND</b>	1 Sverige	39%	2,98%	61%	2,98%	100%	2249	20
	2 Europa Utom Norden	44%	14,33%	56%	14,33%	100%	91	0
	3 Norden utom Sverige	37%	9,44%	63%	9,44%	100%	197	3
	4 Övriga världen	30%	8,73%	70%	8,73%	100%	170	5
<b>UTBILDNING</b>	1 Grundskola	32%	5,73%	68%	5,73%	100%	584	10
	2 Gymnasieexamen	29%	4,57%	71%	4,57%	100%	822	6
	3 Annan eftergymnasial utbildning	39%	7,12%	61%	7,12%	100%	394	3
	4 Kortare studier vid högskola/universitet	42%	8,83%	58%	8,83%	100%	244	1
	5 Examen från högskola/universitet (kand/mag/master/forskarexamen)	50%	5,58%	50%	5,58%	100%	608	3

F26_3 Jag... sorterar mitt hushållsavfall								
		1 Ja		2 Nej		Samtliga	Antal svar (oviktad)	Antal ej svar (oviktad)
		Procent	Fel +/-	Procent	Fel +/-	Procent		
<b>Totalt</b>		88%	1,87%	12%	1,87%	100%	2707	28
<b>KÖN</b>	1 Kvinna	89%	2,50%	11%	2,50%	100%	1467	10
	2 Man	87%	2,76%	13%	2,76%	100%	1240	18
<b>ÅLDER</b>	1 18-24	74%	9,44%	26%	9,44%	100%	112	2
	2 25-34	84%	6,38%	16%	6,38%	100%	200	4
	3 35-44	84%	5,18%	16%	5,18%	100%	273	3
	4 45-54	93%	3,02%	7%	3,02%	100%	429	2
	5 55-64	91%	2,96%	9%	2,96%	100%	589	1
	6 65-74	95%	1,90%	5%	1,90%	100%	703	11
	7 75-84	94%	2,98%	6%	2,98%	100%	401	5
<b>KOMMUN</b>	1 Arboga	87%	6,36%	13%	6,36%	100%	207	2
	2 Fagersta	83%	6,12%	17%	6,12%	100%	206	1
	3 Hallstahammar	88%	6,00%	12%	6,00%	100%	225	3
	4 Kungsör	84%	5,82%	16%	5,82%	100%	242	1
	5 Köping	88%	5,69%	12%	5,69%	100%	284	0
	6 Norberg	86%	6,28%	14%	6,28%	100%	211	4
	7 Sala	83%	5,47%	17%	5,47%	100%	313	3
	8 Skinnskatteberg	87%	5,80%	13%	5,80%	100%	220	2
	9 Surahammar	89%	4,70%	11%	4,70%	100%	220	4
	10 Västerås	90%	2,88%	10%	2,88%	100%	579	8
<b>BOENDEORT</b>	1 I kommunens centralort	88%	2,40%	12%	2,40%	100%	1583	17
	2 I annan tätort i kommunen	88%	6,02%	12%	6,02%	100%	293	4
	3 Utanför tätort	90%	3,45%	10%	3,45%	100%	659	1
<b>FÖDELSELAND</b>	1 Sverige	89%	2,04%	11%	2,04%	100%	2249	20
	2 Europa Utom Norden	90%	8,83%	10%	8,83%	100%	91	0
	3 Norden utom Sverige	91%	6,39%	9%	6,39%	100%	197	3
	4 Övriga världen	81%	6,99%	19%	6,99%	100%	170	5
<b>UTBILDNING</b>	1 Grundskola	87%	4,48%	13%	4,48%	100%	584	10
	2 Gymnasieexamen	85%	3,65%	15%	3,65%	100%	822	6
	3 Annan eftergymnasial utbildning	87%	4,95%	13%	4,95%	100%	394	3
	4 Kortare studier vid högskola/universitet	90%	5,94%	10%	5,94%	100%	244	1
	5 Examen från högskola/universitet (kand/mag/master/forskarexamen)	93%	3,18%	7%	3,18%	100%	608	3

F26_4 Jag... väljer miljövänliga resealternativ								
		1 Ja		2 Nej		Samtliga	Antal svar (oviktad)	Antal ej svar (oviktad)
		Procent	Fel +/-	Procent	Fel +/-			
<b>Totalt</b>		23%	2,42%	77%	2,42%	100%	2707	28
<b>KÖN</b>	1 Kvinna	23%	3,31%	77%	3,31%	100%	1467	10
	2 Man	22%	3,55%	78%	3,55%	100%	1240	18
<b>ÅLDER</b>	1 18-24	31%	10,43%	69%	10,43%	100%	112	2
	2 25-34	32%	8,29%	68%	8,29%	100%	200	4
	3 35-44	22%	6,09%	78%	6,09%	100%	273	3
	4 45-54	19%	4,79%	81%	4,79%	100%	429	2
	5 55-64	19%	4,37%	81%	4,37%	100%	589	1
	6 65-74	17%	3,80%	83%	3,80%	100%	703	11
	7 75-84	20%	5,28%	80%	5,28%	100%	401	5
<b>KOMMUN</b>	1 Arboga	29%	8,79%	71%	8,79%	100%	207	2
	2 Fagersta	19%	6,41%	81%	6,41%	100%	206	1
	3 Hallstahammar	13%	5,19%	87%	5,19%	100%	225	3
	4 Kungsör	17%	5,34%	83%	5,34%	100%	242	1
	5 Köping	20%	5,67%	80%	5,67%	100%	284	0
	6 Norberg	22%	8,22%	78%	8,22%	100%	211	4
	7 Sala	21%	5,21%	79%	5,21%	100%	313	3
	8 Skinnskatteberg	15%	5,72%	85%	5,72%	100%	220	2
	9 Surahammar	17%	7,73%	83%	7,73%	100%	220	4
	10 Västerås	25%	3,95%	75%	3,95%	100%	579	8
<b>BOENDEORT</b>	1 I kommunens centralort	25%	3,21%	75%	3,21%	100%	1583	17
	2 I annan tätort i kommunen	18%	6,54%	82%	6,54%	100%	293	4
	3 Utanför tätort	18%	4,61%	82%	4,61%	100%	659	1
<b>FÖDELSELAND</b>	1 Sverige	22%	2,63%	78%	2,63%	100%	2249	20
	2 Europa Utom Norden	36%	14,76%	64%	14,76%	100%	91	0
	3 Norden utom Sverige	18%	7,61%	82%	7,61%	100%	197	3
	4 Övriga världen	24%	8,38%	76%	8,38%	100%	170	5
<b>UTBILDNING</b>	1 Grundskola	17%	5,30%	83%	5,30%	100%	584	10
	2 Gymnasieexamen	19%	3,90%	81%	3,90%	100%	822	6
	3 Annan eftergymnasial utbildning	20%	5,95%	80%	5,95%	100%	394	3
	4 Kortare studier vid högskola/universitet	34%	8,95%	66%	8,95%	100%	244	1
	5 Examen från högskola/universitet (kand/mag/master/forskarexamen)	28%	5,12%	72%	5,12%	100%	608	3

F26_5 Jag... handlar i första hand ekologisk mat								
		1 Ja		2 Nej		Samtliga	Antal svar (oviktad)	Antal ej svar (oviktad)
		Procent	Fel +/-	Procent	Fel +/-			
<b>Totalt</b>		27%	2,48%	73%	2,48%	100%	2707	28
<b>KÖN</b>	1 Kvinna	33%	3,59%	67%	3,59%	100%	1467	10
	2 Man	22%	3,36%	78%	3,36%	100%	1240	18
<b>ÅLDER</b>	1 18-24	23%	9,14%	77%	9,14%	100%	112	2
	2 25-34	27%	7,86%	73%	7,86%	100%	200	4
	3 35-44	32%	6,92%	68%	6,92%	100%	273	3
	4 45-54	31%	5,87%	69%	5,87%	100%	429	2
	5 55-64	28%	4,82%	72%	4,82%	100%	589	1
	6 65-74	28%	4,58%	72%	4,58%	100%	703	11
	7 75-84	18%	5,09%	82%	5,09%	100%	401	5
<b>KOMMUN</b>	1 Arboga	31%	8,78%	69%	8,78%	100%	207	2
	2 Fagersta	28%	7,20%	72%	7,20%	100%	206	1
	3 Hallstahammar	20%	6,14%	80%	6,14%	100%	225	3
	4 Kungsör	25%	5,95%	75%	5,95%	100%	242	1
	5 Köping	25%	5,57%	75%	5,57%	100%	284	0
	6 Norberg	18%	5,72%	82%	5,72%	100%	211	4
	7 Sala	20%	4,94%	80%	4,94%	100%	313	3
	8 Skinnskatteberg	24%	6,24%	76%	6,24%	100%	220	2
	9 Surahammar	19%	7,73%	81%	7,73%	100%	220	4
	10 Västerås	31%	4,06%	69%	4,06%	100%	579	8
<b>BOENDEORT</b>	1 I kommunens centralort	28%	3,21%	72%	3,21%	100%	1583	17
	2 I annan tätort i kommunen	22%	6,71%	78%	6,71%	100%	293	4
	3 Utanför tätort	29%	5,26%	71%	5,26%	100%	659	1
<b>FÖDELSELAND</b>	1 Sverige	28%	2,74%	72%	2,74%	100%	2249	20
	2 Europa Utom Norden	20%	11,03%	80%	11,03%	100%	91	0
	3 Norden utom Sverige	29%	8,73%	71%	8,73%	100%	197	3
	4 Övriga världen	28%	8,68%	72%	8,68%	100%	170	5
<b>UTBILDNING</b>	1 Grundskola	21%	5,32%	79%	5,32%	100%	584	10
	2 Gymnasieexamen	22%	4,03%	78%	4,03%	100%	822	6
	3 Annan eftergymnasial utbildning	30%	6,63%	70%	6,63%	100%	394	3
	4 Kortare studier vid högskola/universitet	31%	8,30%	69%	8,30%	100%	244	1
	5 Examen från högskola/universitet (kand/mag/master/forskarexamen)	36%	5,33%	64%	5,33%	100%	608	3

F26_6 Jag... handlar i första hand miljömärkta produkter		1 Ja		2 Nej		Samtliga	Antal svar (oviktad)	Antal ej svar (oviktad)
		Procent	Fel +/-	Procent	Fel +/-	Procent		
<b>Totalt</b>		32%	2,55%	68%	2,55%	100%	2707	28
<b>KÖN</b>	1 Kvinna	39%	3,66%	61%	3,66%	100%	1467	10
	2 Man	26%	3,46%	74%	3,46%	100%	1240	18
<b>ÅLDER</b>	1 18-24	20%	8,67%	80%	8,67%	100%	112	2
	2 25-34	29%	7,95%	71%	7,95%	100%	200	4
	3 35-44	35%	7,08%	65%	7,08%	100%	273	3
	4 45-54	33%	5,88%	67%	5,88%	100%	429	2
	5 55-64	38%	5,19%	62%	5,19%	100%	589	1
	6 65-74	36%	4,78%	64%	4,78%	100%	703	11
	7 75-84	33%	6,27%	67%	6,27%	100%	401	5
<b>KOMMUN</b>	1 Arboga	37%	8,81%	63%	8,81%	100%	207	2
	2 Fagersta	34%	7,66%	66%	7,66%	100%	206	1
	3 Hallstahammar	20%	5,51%	80%	5,51%	100%	225	3
	4 Kungsör	30%	6,16%	70%	6,16%	100%	242	1
	5 Köping	29%	5,80%	71%	5,80%	100%	284	0
	6 Norberg	29%	6,95%	71%	6,95%	100%	211	4
	7 Sala	30%	5,53%	70%	5,53%	100%	313	3
	8 Skinnskatteberg	29%	6,70%	71%	6,70%	100%	220	2
	9 Surahammar	27%	6,59%	73%	6,59%	100%	220	4
	10 Västerås	35%	4,16%	65%	4,16%	100%	579	8
<b>BOENDEORT</b>	1 I kommunens centralort	32%	3,24%	68%	3,24%	100%	1583	17
	2 I annan tätort i kommunen	34%	8,10%	66%	8,10%	100%	293	4
	3 Utanför tätort	36%	5,51%	64%	5,51%	100%	659	1
<b>FÖDELSELAND</b>	1 Sverige	33%	2,81%	67%	2,81%	100%	2249	20
	2 Europa Utom Norden	27%	12,23%	73%	12,23%	100%	91	0
	3 Norden utom Sverige	37%	9,25%	63%	9,25%	100%	197	3
	4 Övriga världen	29%	8,76%	71%	8,76%	100%	170	5
<b>UTBILDNING</b>	1 Grundskola	25%	5,10%	75%	5,10%	100%	584	10
	2 Gymnasieexamen	26%	4,13%	74%	4,13%	100%	822	6
	3 Annan eftergymnasial utbildning	38%	7,01%	62%	7,01%	100%	394	3
	4 Kortare studier vid högskola/universitet	35%	8,40%	65%	8,40%	100%	244	1
	5 Examen från högskola/universitet (kand/mag/master/forskarexamen)	40%	5,43%	60%	5,43%	100%	608	3



F26_7 Jag... låter inte elektriska apparater i hemmet stå i stand-by-läge								
		1 Ja		2 Nej		Samtliga	Antal svar (oviktad)	Antal ej svar (oviktad)
		Procent	Fel +/-	Procent	Fel +/-			
<b>Totalt</b>		48%	2,74%	52%	2,74%	100%	2707	28
<b>KÖN</b>	1 Kvinna	52%	3,75%	48%	3,75%	100%	1467	10
	2 Man	44%	3,98%	56%	3,98%	100%	1240	18
<b>ÅLDER</b>	1 18-24	50%	11,16%	50%	11,16%	100%	112	2
	2 25-34	47%	8,75%	53%	8,75%	100%	200	4
	3 35-44	38%	7,12%	62%	7,12%	100%	273	3
	4 45-54	42%	6,05%	58%	6,05%	100%	429	2
	5 55-64	48%	5,30%	52%	5,30%	100%	589	1
	6 65-74	56%	4,88%	44%	4,88%	100%	703	11
	7 75-84	59%	6,52%	41%	6,52%	100%	401	5
<b>KOMMUN</b>	1 Arboga	53%	8,83%	47%	8,83%	100%	207	2
	2 Fagersta	48%	7,87%	52%	7,87%	100%	206	1
	3 Hallstahammar	47%	8,21%	53%	8,21%	100%	225	3
	4 Kungsör	45%	6,93%	55%	6,93%	100%	242	1
	5 Köping	45%	6,86%	55%	6,86%	100%	284	0
	6 Norberg	46%	8,30%	54%	8,30%	100%	211	4
	7 Sala	42%	6,13%	58%	6,13%	100%	313	3
	8 Skinnskatteberg	53%	8,31%	47%	8,31%	100%	220	2
	9 Surahammar	45%	8,28%	55%	8,28%	100%	220	4
	10 Västerås	49%	4,42%	51%	4,42%	100%	579	8
<b>BOENDEORT</b>	1 I kommunens centralort	46%	3,50%	54%	3,50%	100%	1583	17
	2 I annan tätort i kommunen	55%	8,50%	45%	8,50%	100%	293	4
	3 Utanför tätort	49%	5,70%	51%	5,70%	100%	659	1
<b>FÖDELSELAND</b>	1 Sverige	46%	3,01%	54%	3,01%	100%	2249	20
	2 Europa Utom Norden	46%	14,22%	54%	14,22%	100%	91	0
	3 Norden utom Sverige	58%	9,41%	42%	9,41%	100%	197	3
	4 Övriga världen	56%	9,37%	44%	9,37%	100%	170	5
<b>UTBILDNING</b>	1 Grundskola	56%	5,91%	44%	5,91%	100%	584	10
	2 Gymnasieexamen	44%	4,89%	56%	4,89%	100%	822	6
	3 Annan eftergymnasial utbildning	44%	6,99%	56%	6,99%	100%	394	3
	4 Kortare studier vid högskola/universitet	53%	9,02%	47%	9,02%	100%	244	1
	5 Examen från högskola/universitet (kand/mag/master/forskarexamen)	48%	5,57%	52%	5,57%	100%	608	3

F26_8 Jag... avstår från att flyga								
		1 Ja		2 Nej		Samtliga	Antal svar (oviktad)	Antal ej svar (oviktad)
		Procent	Fel +/-	Procent	Fel +/-			
<b>Totalt</b>		18%	2,04%	82%	2,04%	100%	2707	28
<b>KÖN</b>	1 Kvinna	17%	2,68%	83%	2,68%	100%	1467	10
	2 Man	19%	3,07%	81%	3,07%	100%	1240	18
<b>ÅLDER</b>	1 18-24	11%	7,34%	89%	7,34%	100%	112	2
	2 25-34	16%	6,36%	84%	6,36%	100%	200	4
	3 35-44	19%	5,82%	81%	5,82%	100%	273	3
	4 45-54	15%	4,45%	85%	4,45%	100%	429	2
	5 55-64	18%	3,88%	82%	3,88%	100%	589	1
	6 65-74	20%	3,63%	80%	3,63%	100%	703	11
	7 75-84	32%	6,08%	68%	6,08%	100%	401	5
<b>KOMMUN</b>	1 Arboga	17%	5,01%	83%	5,01%	100%	207	2
	2 Fagersta	28%	7,43%	72%	7,43%	100%	206	1
	3 Hallstahammar	19%	6,96%	81%	6,96%	100%	225	3
	4 Kungsör	17%	4,66%	83%	4,66%	100%	242	1
	5 Köping	16%	4,18%	84%	4,18%	100%	284	0
	6 Norberg	20%	5,83%	80%	5,83%	100%	211	4
	7 Sala	23%	5,02%	77%	5,02%	100%	313	3
	8 Skinnkatteberg	25%	6,13%	75%	6,13%	100%	220	2
	9 Surahammar	19%	7,75%	81%	7,75%	100%	220	4
	10 Västerås	16%	3,28%	84%	3,28%	100%	579	8
<b>BOENDEORT</b>	1 I kommunens centralort	17%	2,52%	83%	2,52%	100%	1583	17
	2 I annan tätort i kommunen	23%	7,15%	77%	7,15%	100%	293	4
	3 Utanför tätort	20%	4,44%	80%	4,44%	100%	659	1
<b>FÖDELSELAND</b>	1 Sverige	19%	2,30%	81%	2,30%	100%	2249	20
	2 Europa Utom Norden	18%	11,10%	82%	11,10%	100%	91	0
	3 Norden utom Sverige	20%	6,81%	80%	6,81%	100%	197	3
	4 Övriga världen	9%	5,71%	91%	5,71%	100%	170	5
<b>UTBILDNING</b>	1 Grundskola	26%	5,09%	74%	5,09%	100%	584	10
	2 Gymnasieexamen	16%	3,52%	84%	3,52%	100%	822	6
	3 Annan eftergymnasial utbildning	16%	4,64%	84%	4,64%	100%	394	3
	4 Kortare studier vid högskola/universitet	17%	6,30%	83%	6,30%	100%	244	1
	5 Examen från högskola/universitet (kand/mag/master/forskarexamen)	18%	4,29%	82%	4,29%	100%	608	3

F26_9 Jag... annat								
		1 Ja		2 Nej		Samtliga	Antal svar (oviktad)	Antal ej svar (oviktad)
		Procent	Fel +/-	Procent	Fel +/-	Procent		
<b>Totalt</b>		7%	1,39%	93%	1,39%	100%	2707	28
<b>KÖN</b>	1 Kvinna	9%	2,13%	91%	2,13%	100%	1467	10
	2 Man	6%	1,79%	94%	1,79%	100%	1240	18
<b>ÅLDER</b>	1 18-24	6%	4,99%	94%	4,99%	100%	112	2
	2 25-34	5%	3,46%	95%	3,46%	100%	200	4
	3 35-44	7%	3,76%	93%	3,76%	100%	273	3
	4 45-54	12%	4,07%	88%	4,07%	100%	429	2
	5 55-64	9%	3,18%	91%	3,18%	100%	589	1
	6 65-74	7%	2,71%	93%	2,71%	100%	703	11
	7 75-84	5%	2,71%	95%	2,71%	100%	401	5
<b>KOMMUN</b>	1 Arboga	11%	6,69%	89%	6,69%	100%	207	2
	2 Fagersta	7%	3,98%	93%	3,98%	100%	206	1
	3 Hallstahammar	4%	2,45%	96%	2,45%	100%	225	3
	4 Kungsör	9%	3,69%	91%	3,69%	100%	242	1
	5 Köping	2%	1,29%	98%	1,29%	100%	284	0
	6 Norberg	12%	5,77%	88%	5,77%	100%	211	4
	7 Sala	7%	3,12%	93%	3,12%	100%	313	3
	8 Skinnkatteberg	7%	3,35%	93%	3,35%	100%	220	2
	9 Surahammar	6%	3,27%	94%	3,27%	100%	220	4
	10 Västerås	8%	2,30%	92%	2,30%	100%	579	8
<b>BOENDEORT</b>	1 I kommunens centralort	7%	1,80%	93%	1,80%	100%	1583	17
	2 I annan tätort i kommunen	3%	2,52%	97%	2,52%	100%	293	4
	3 Utanför tätort	9%	3,32%	91%	3,32%	100%	659	1
<b>FÖDELSELAND</b>	1 Sverige	8%	1,64%	92%	1,64%	100%	2249	20
	2 Europa Utom Norden	6%	6,63%	94%	6,63%	100%	91	0
	3 Norden utom Sverige	10%	6,09%	90%	6,09%	100%	197	3
	4 Övriga världen	1%	1,52%	99%	1,52%	100%	170	5
<b>UTBILDNING</b>	1 Grundskola	3%	2,27%	97%	2,27%	100%	584	10
	2 Gymnasieexamen	4%	1,84%	96%	1,84%	100%	822	6
	3 Annan eftergymnasial utbildning	6%	3,35%	94%	3,35%	100%	394	3
	4 Kortare studier vid högskola/universitet	8%	4,77%	92%	4,77%	100%	244	1
	5 Examen från högskola/universitet (kand/mag/master/forskarexamen)	14%	3,56%	86%	3,56%	100%	608	3

F26_10 Jag... gör ingenting särskilt								
		1 Ja		2 Nej		Samtliga	Antal svar (oviktad)	Antal ej svar (oviktad)
		Procent	Fel +/-	Procent	Fel +/-			
<b>Totalt</b>		7%	1,32%	93%	1,32%	100%	2707	28
<b>KÖN</b>	1 Kvinna	5%	1,68%	95%	1,68%	100%	1467	10
	2 Man	8%	2,05%	92%	2,05%	100%	1240	18
<b>ÅLDER</b>	1 18-24	10%	6,14%	90%	6,14%	100%	112	2
	2 25-34	6%	4,05%	94%	4,05%	100%	200	4
	3 35-44	8%	4,07%	92%	4,07%	100%	273	3
	4 45-54	4%	2,51%	96%	2,51%	100%	429	2
	5 55-64	5%	2,24%	95%	2,24%	100%	589	1
	6 65-74	5%	1,78%	95%	1,78%	100%	703	11
	7 75-84	10%	3,70%	90%	3,70%	100%	401	5
<b>KOMMUN</b>	1 Arboga	6%	3,95%	94%	3,95%	100%	207	2
	2 Fagersta	4%	2,74%	96%	2,74%	100%	206	1
	3 Hallstahammar	7%	3,59%	93%	3,59%	100%	225	3
	4 Kungsör	12%	5,26%	88%	5,26%	100%	242	1
	5 Köping	7%	4,04%	93%	4,04%	100%	284	0
	6 Norberg	15%	7,04%	85%	7,04%	100%	211	4
	7 Sala	10%	4,07%	90%	4,07%	100%	313	3
	8 Skinnkatteberg	9%	4,63%	91%	4,63%	100%	220	2
	9 Surahammar	8%	3,95%	92%	3,95%	100%	220	4
	10 Västerås	5%	2,06%	95%	2,06%	100%	579	8
<b>BOENDEORT</b>	1 I kommunens centralort	7%	1,75%	93%	1,75%	100%	1583	17
	2 I annan tätort i kommunen	6%	4,12%	94%	4,12%	100%	293	4
	3 Utanför tätort	4%	1,64%	96%	1,64%	100%	659	1
<b>FÖDELSELAND</b>	1 Sverige	7%	1,49%	93%	1,49%	100%	2249	20
	2 Europa Utom Norden	5%	5,01%	95%	5,01%	100%	91	0
	3 Norden utom Sverige	8%	5,66%	92%	5,66%	100%	197	3
	4 Övriga världen	5%	4,09%	95%	4,09%	100%	170	5
<b>UTBILDNING</b>	1 Grundskola	11%	4,05%	89%	4,05%	100%	584	10
	2 Gymnasieexamen	9%	2,71%	91%	2,71%	100%	822	6
	3 Annan eftergymnasial utbildning	5%	2,63%	95%	2,63%	100%	394	3
	4 Kortare studier vid högskola/universitet	5%	4,12%	95%	4,12%	100%	244	1
	5 Examen från högskola/universitet (kand/mag/master/forskarexamen)	3%	2,04%	97%	2,04%	100%	608	3

F27 Är det viktigt för dig att göra miljödvetna val?								
		1 Ja		2 Nej		Samtliga	Antal svar (oviktad)	Antal ej svar (oviktad)
		Procent	Fel +/-	Procent	Fel +/-			
<b>Totalt</b>		74%	2,43%	26%	2,43%	100%	2637	98
<b>KÖN</b>	1 Kvinna	81%	2,95%	19%	2,95%	100%	1415	62
	2 Man	67%	3,78%	33%	3,78%	100%	1222	36
<b>ÅLDER</b>	1 18-24	64%	10,94%	36%	10,94%	100%	110	4
	2 25-34	74%	7,44%	26%	7,44%	100%	197	7
	3 35-44	74%	6,26%	26%	6,26%	100%	274	2
	4 45-54	77%	5,26%	23%	5,26%	100%	421	10
	5 55-64	74%	4,63%	26%	4,63%	100%	580	10
	6 65-74	76%	4,11%	24%	4,11%	100%	685	29
	7 75-84	77%	5,86%	23%	5,86%	100%	370	36
<b>KOMMUN</b>	1 Arboga	74%	7,97%	26%	7,97%	100%	201	8
	2 Fagersta	70%	7,41%	30%	7,41%	100%	203	4
	3 Hallstahammar	66%	8,53%	34%	8,53%	100%	214	14
	4 Kungsör	67%	6,78%	33%	6,78%	100%	234	9
	5 Köping	74%	6,84%	26%	6,84%	100%	278	6
	6 Norberg	71%	8,04%	29%	8,04%	100%	202	13
	7 Sala	71%	5,92%	29%	5,92%	100%	301	15
	8 Skinnskatteberg	72%	8,25%	28%	8,25%	100%	219	3
	9 Surahammar	66%	8,38%	34%	8,38%	100%	213	11
	10 Västerås	77%	3,80%	23%	3,80%	100%	572	15
<b>BOENDEORT</b>	1 I kommunens centralort	75%	3,09%	25%	3,09%	100%	1548	52
	2 I annan tätort i kommunen	77%	7,51%	23%	7,51%	100%	285	12
	3 Utanför tätort	72%	5,09%	28%	5,09%	100%	635	25
<b>FÖDELSELAND</b>	1 Sverige	72%	2,78%	28%	2,78%	100%	2188	81
	2 Europa Utom Norden	85%	9,09%	15%	9,09%	100%	91	0
	3 Norden utom Sverige	75%	8,91%	25%	8,91%	100%	188	12
	4 Övriga världen	88%	6,26%	12%	6,26%	100%	170	5
<b>UTBILDNING</b>	1 Grundskola	69%	5,85%	31%	5,85%	100%	557	37
	2 Gymnasieexamen	64%	4,87%	36%	4,87%	100%	808	20
	3 Annan eftergymnasial utbildning	74%	6,22%	26%	6,22%	100%	382	15
	4 Kortare studier vid högskola/universitet	83%	6,34%	17%	6,34%	100%	238	7
	5 Examen från högskola/universitet (kand/mag/master/forskarexamen)	84%	4,14%	16%	4,14%	100%	601	10

F28A Dig själv													
		1 I mycket stor utsträckning		2 I ganska stor utsträckning		3 I ganska liten utsträckning		4 I mycket liten utsträckning		Samtliga	Antal svar (oviktad)	Antal ej svar (oviktad)	
		Procent	Fel +/-	Procent	Fel +/-	Procent	Fel +/-	Procent	Fel +/-				
<b>Totalt</b>		13%	1,94%	57%	2,80%	27%	2,52%	3%	1,09%	100%	2574	161	
<b>KÖN</b>	1 Kvinna	14%	2,72%	60%	3,80%	23%	3,21%	4%	1,63%	100%	1383	94	
	2 Man	12%	2,76%	54%	4,09%	31%	3,83%	3%	1,46%	100%	1191	67	
<b>ÅLDER</b>	1 18-24	17%	8,55%	37%	10,81%	37%	11,02%	9%	6,74%	100%	109	5	
	2 25-34	13%	5,93%	56%	8,61%	28%	7,62%	3%	3,11%	100%	201	3	
	3 35-44	12%	4,68%	61%	7,16%	24%	6,28%	4%	2,48%	100%	268	8	
	4 45-54	12%	4,12%	57%	6,25%	29%	5,86%	2%	1,47%	100%	422	9	
	5 55-64	13%	3,79%	59%	5,32%	25%	4,62%	3%	2,09%	100%	578	12	
	6 65-74	14%	3,74%	63%	4,94%	21%	4,07%	2%	1,36%	100%	660	54	
	7 75-84	11%	4,71%	63%	6,96%	23%	6,06%	3%	2,14%	100%	336	70	
<b>KOMMUN</b>	1 Arboga	21%	9,06%	52%	9,53%	26%	8,58%	1%	1,34%	100%	187	22	
	2 Fagersta	15%	6,40%	55%	8,13%	26%	7,16%	3%	2,62%	100%	196	11	
	3 Hallstahammar	11%	6,36%	54%	8,75%	32%	8,71%	4%	2,64%	100%	212	16	
	4 Kungsör	14%	5,25%	50%	7,25%	31%	6,79%	5%	3,82%	100%	226	17	
	5 Köping	9%	3,59%	61%	7,31%	27%	7,02%	3%	3,29%	100%	271	13	
	6 Norberg	10%	5,14%	56%	8,63%	28%	7,80%	6%	5,56%	100%	203	12	
	7 Sala	7%	3,50%	59%	6,37%	29%	5,98%	4%	2,42%	100%	299	17	
	8 Skinnskatteberg	11%	4,46%	60%	8,57%	25%	8,21%	4%	3,45%	100%	207	15	
	9 Surahammar	8%	3,89%	61%	7,86%	26%	6,57%	5%	3,48%	100%	207	17	
	10 Västerås	14%	3,10%	57%	4,45%	26%	3,96%	3%	1,74%	100%	566	21	
<b>BOENDEORT</b>	1 I kommunens centralort	13%	2,51%	56%	3,60%	28%	3,28%	4%	1,49%	100%	1496	104	
	2 I annan tätort i kommunen	9%	4,12%	60%	8,51%	26%	7,70%	5%	4,10%	100%	284	13	
	3 Utanför tätort	14%	4,39%	58%	5,83%	26%	5,26%	2%	1,28%	100%	634	26	
<b>FÖDELSELAND</b>	1 Sverige	11%	1,98%	57%	3,07%	29%	2,85%	3%	1,14%	100%	2163	106	
	2 Europa Utom Norden	18%	10,90%	63%	14,51%	19%	12,46%	0%		100%	85	6	
	3 Norden utom Sverige	12%	6,87%	61%	10,17%	18%	7,13%	9%	7,57%	100%	170	30	
	4 Övriga världen	26%	8,53%	53%	9,79%	15%	6,71%	6%	4,55%	100%	156	19	
<b>UTBILDNING</b>	1 Grundskola	14%	4,80%	56%	6,45%	23%	5,22%	7%	4,20%	100%	511	83	
	2 Gymnasieexamen	8%	2,71%	55%	5,01%	33%	4,82%	4%	1,83%	100%	796	32	
	3 Annan eftergymnasial utbildning	7%	3,74%	62%	6,98%	28%	6,50%	2%	1,52%	100%	381	16	
	4 Kortare studier vid högskola/universitet	19%	7,24%	53%	9,26%	25%	8,29%	4%	4,38%	100%	236	9	
	5 Examen från högskola/universitet (kand/mag/master/forskarexamen)	18%	4,23%	59%	5,54%	22%	4,79%	1%	1,54%	100%	603	8	

F28B Din arbetsgivare															
		1 I mycket stor utsträckning		2 I ganska stor utsträckning		3 I ganska liten utsträckning		4 I mycket liten utsträckning		5 Arbetar inte		Samtliga	Antal svar (oviktad)	Antal ej svar (oviktad)	
		Procent	Fel +/-	Procent	Fel +/-	Procent	Fel +/-	Procent	Fel +/-	Procent	Fel +/-				
<b>Totalt</b>		11%	2,03%	36%	2,87%	22%	2,47%	5%	1,47%	26%	2,22%	100%	2371	364	
<b>KÖN</b>	1 Kvinna	9%	2,56%	36%	3,98%	22%	3,30%	5%	2,05%	28%	3,18%	100%	1285	192	
	2 Man	13%	3,12%	36%	4,13%	22%	3,68%	5%	2,11%	23%	3,07%	100%	1086	172	
<b>ÅLDER</b>	1 18-24	14%	8,35%	33%	10,84%	22%	9,93%	12%	7,66%	19%	8,48%	100%	104	10	
	2 25-34	19%	7,04%	44%	8,81%	24%	7,22%	8%	4,54%	6%	3,83%	100%	194	10	
	3 35-44	11%	4,75%	44%	7,37%	34%	7,02%	8%	3,99%	4%	2,81%	100%	263	13	
	4 45-54	12%	4,15%	49%	6,35%	30%	5,83%	4%	2,83%	4%	2,30%	100%	412	19	
	5 55-64	10%	3,39%	48%	5,51%	22%	4,49%	4%	1,96%	17%	4,10%	100%	547	43	
	6 65-74	4%	2,58%	7%	2,93%	4%	2,39%	1%	0,58%	84%	4,31%	100%	559	155	
	7 75-84	0%	0,64%	1%	0,96%	2%	2,21%	0%	0,68%	96%	2,57%	100%	292	114	
<b>KOMMUN</b>	1 Arboga	8%	5,71%	31%	9,45%	26%	8,70%	5%	6,00%	30%	7,58%	100%	172	37	
	2 Fagersta	12%	6,03%	34%	8,24%	21%	7,03%	5%	4,24%	27%	6,48%	100%	183	24	
	3 Hallstahammar	6%	4,83%	36%	8,43%	25%	8,04%	2%	1,98%	31%	7,39%	100%	199	29	
	4 Kungsör	8%	4,66%	37%	7,34%	16%	5,52%	8%	4,39%	31%	6,68%	100%	208	35	
	5 Köping	10%	5,26%	35%	7,50%	20%	6,03%	5%	4,01%	29%	6,26%	100%	242	42	
	6 Norberg	6%	4,09%	39%	8,68%	15%	6,71%	7%	4,09%	34%	8,48%	100%	186	29	
	7 Sala	10%	4,76%	33%	6,43%	23%	5,63%	5%	3,27%	29%	5,42%	100%	278	38	
	8 Skinnskatteberg	13%	7,75%	34%	8,26%	17%	8,39%	1%	1,89%	34%	7,48%	100%	189	33	
	9 Surahammar	7%	4,03%	33%	9,09%	25%	9,04%	5%	3,71%	30%	7,12%	100%	185	39	
	10 Västerås	12%	3,26%	38%	4,55%	22%	3,91%	6%	2,35%	22%	3,39%	100%	529	58	
<b>BOENDEORT</b>	1 I kommunens centralort	10%	2,44%	37%	3,69%	21%	3,06%	6%	2,00%	26%	2,89%	100%	1387	213	
	2 I annan tätort i kommunen	11%	6,40%	37%	9,17%	21%	8,17%	3%	3,06%	27%	7,00%	100%	256	41	
	3 Utanför tätort	15%	4,90%	32%	5,78%	24%	5,44%	5%	2,87%	24%	4,33%	100%	579	81	
<b>FÖDELSELAND</b>	1 Sverige	9%	2,16%	36%	3,11%	24%	2,80%	6%	1,68%	25%	2,40%	100%	1993	276	
	2 Europa Utom Norden	24%	13,18%	39%	16,34%	21%	13,37%	0%	0,79%	16%	8,58%	100%	75	16	
	3 Norden utom Sverige	4%	4,47%	23%	9,35%	6%	4,95%	2%	2,91%	64%	10,25%	100%	164	36	
	4 Övriga världen	21%	8,07%	47%	10,42%	10%	6,71%	4%	4,86%	17%	7,56%	100%	139	36	
<b>UTBILDNING</b>	1 Grundskola	10%	4,11%	17%	5,19%	15%	6,79%	3%	2,75%	55%	7,14%	100%	451	143	
	2 Gymnasieexamen	15%	4,29%	38%	5,06%	21%	4,07%	6%	2,80%	19%	3,57%	100%	743	85	
	3 Annan eftergymnasial utbildning	8%	4,34%	34%	7,41%	21%	6,54%	5%	4,14%	31%	6,42%	100%	343	54	
	4 Kortare studier vid högskola/universitet	7%	4,17%	37%	9,75%	18%	6,66%	9%	6,75%	29%	7,90%	100%	217	28	
	5 Examen från högskola/universitet (kand/mag/master/forskarexamen)	10%	3,99%	43%	5,71%	28%	5,14%	4%	2,26%	15%	3,29%	100%	573	38	

F28C Din kommun												
		1 I mycket stor utsträckning		2 I ganska stor utsträckning		3 I ganska liten utsträckning		4 I mycket liten utsträckning		Samtliga	Antal svar (oviktad)	Antal ej svar (oviktad)
		Procent	Fel +/-	Procent	Fel +/-	Procent	Fel +/-	Procent	Fel +/-			
<b>Totalt</b>		10%	1,94%	53%	2,92%	32%	2,71%	5%	1,20%	100%	2362	373
<b>KÖN</b>	1 Kvinna	9%	2,59%	55%	4,02%	31%	3,65%	5%	1,77%	100%	1253	224
	2 Man	11%	2,86%	52%	4,20%	33%	3,97%	4%	1,62%	100%	1109	149
<b>ÅLDER</b>	1 18-24	17%	8,90%	45%	11,34%	32%	10,82%	6%	4,78%	100%	107	7
	2 25-34	14%	6,33%	52%	8,80%	30%	7,87%	4%	3,42%	100%	195	9
	3 35-44	8%	4,27%	50%	7,51%	36%	7,25%	5%	3,49%	100%	258	18
	4 45-54	10%	3,98%	56%	6,28%	30%	5,74%	4%	2,39%	100%	412	19
	5 55-64	4%	2,29%	57%	5,45%	33%	5,14%	6%	2,61%	100%	547	43
	6 65-74	8%	3,12%	56%	5,51%	33%	5,18%	3%	2,08%	100%	558	156
	7 75-84	9%	4,81%	55%	7,80%	31%	7,27%	4%	2,63%	100%	285	121
<b>KOMMUN</b>	1 Arboga	6%	4,36%	43%	9,61%	43%	9,71%	8%	6,00%	100%	174	35
	2 Fagersta	7%	4,34%	45%	8,44%	40%	8,20%	8%	4,88%	100%	182	25
	3 Hallstahammar	11%	7,48%	56%	9,10%	31%	8,43%	2%	1,47%	100%	196	32
	4 Kungsör	12%	5,17%	56%	7,55%	25%	6,63%	7%	4,51%	100%	211	32
	5 Köping	10%	4,70%	54%	7,78%	34%	7,65%	2%	1,70%	100%	234	50
	6 Norberg	2%	1,89%	55%	8,90%	36%	8,39%	6%	4,76%	100%	179	36
	7 Sala	9%	4,29%	59%	6,48%	30%	5,77%	3%	2,08%	100%	280	36
	8 Skinnskatteberg	7%	4,00%	50%	9,07%	41%	9,06%	2%	2,19%	100%	187	35
	9 Surahammar	4%	2,75%	52%	8,98%	39%	8,32%	6%	3,71%	100%	187	37
	10 Västerås	11%	3,10%	53%	4,61%	30%	4,24%	5%	1,91%	100%	532	55
<b>BOENDEORT</b>	1 I kommunens centralort	10%	2,45%	55%	3,72%	32%	3,43%	4%	1,38%	100%	1382	218
	2 I annan tätort i kommunen	12%	6,53%	59%	8,88%	27%	7,68%	3%	1,82%	100%	264	33
	3 Utanför tätort	8%	3,85%	46%	5,98%	39%	6,12%	7%	2,97%	100%	572	88
<b>FÖDELSELAND</b>	1 Sverige	7%	1,84%	53%	3,19%	35%	3,03%	5%	1,37%	100%	1985	284
	2 Europa Utom Norden	15%	11,40%	56%	15,51%	26%	13,87%	4%	4,07%	100%	77	14
	3 Norden utom Sverige	5%	4,50%	60%	11,24%	34%	11,15%	1%	1,41%	100%	144	56
	4 Övriga världen	30%	9,08%	48%	9,84%	18%	7,04%	3%	3,59%	100%	156	19
<b>UTBILDNING</b>	1 Grundskola	18%	5,66%	51%	7,02%	25%	6,25%	6%	3,60%	100%	427	167
	2 Gymnasieexamen	9%	3,28%	55%	5,11%	31%	4,71%	5%	2,20%	100%	756	72
	3 Annan eftergymnasial utbildning	12%	5,61%	54%	7,58%	32%	7,08%	3%	2,03%	100%	353	44
	4 Kortare studier vid högskola/universitet	8%	5,73%	54%	9,43%	32%	8,49%	5%	4,62%	100%	219	26
	5 Examen från högskola/universitet (kand/mag/master/forskarexamen)	8%	3,54%	53%	5,76%	36%	5,44%	4%	2,13%	100%	567	44



F29 Hur upplever du luftkvaliteten i området där du bor?														
		1 Mycket bra		2 Ganska bra		3 Ganska dåligt		4 Mycket dåligt		5 Ingen uppfattning		Samtliga	Antal svar (oviktad)	Antal ej svar (oviktad)
		Procent	Fel +/-	Procent	Fel +/-	Procent	Fel +/-	Procent	Fel +/-	Procent	Fel +/-	Procent		
Totalt		45%	2,72%	47%	2,75%	4%	1,19%	1%	0,43%	3%	0,94%	100%	2714	21
KÖN	1 Kvinna	44%	3,72%	47%	3,75%	4%	1,61%	1%	0,68%	4%	1,36%	100%	1467	10
	2 Man	47%	3,97%	46%	4,01%	4%	1,74%	1%	0,53%	3%	1,30%	100%	1247	11
ÅLDER	1 18-24	48%	11,14%	41%	11,08%	4%	4,33%	2%	2,61%	4%	3,95%	100%	112	2
	2 25-34	45%	8,60%	48%	8,68%	5%	3,98%	0%	0,26%	3%	2,48%	100%	202	2
	3 35-44	48%	7,27%	47%	7,30%	3%	2,59%	0%	0,60%	2%	1,71%	100%	275	1
	4 45-54	44%	6,06%	46%	6,24%	6%	3,21%	1%	1,64%	4%	2,62%	100%	428	3
	5 55-64	44%	5,17%	49%	5,31%	4%	2,37%	0%	0,18%	3%	1,95%	100%	590	0
	6 65-74	45%	4,86%	47%	4,92%	4%	2,05%	0%	0,83%	4%	1,77%	100%	709	5
	7 75-84	45%	6,67%	46%	6,61%	3%	2,20%	1%	0,63%	6%	3,22%	100%	398	8
KOMMUN	1 Arboga	48%	8,95%	47%	8,95%	1%	1,02%	0%	0,53%	4%	3,23%	100%	206	3
	2 Fagersta	50%	7,93%	43%	7,88%	2%	2,40%	1%	1,85%	4%	2,87%	100%	204	3
	3 Hallstahammar	47%	8,37%	47%	8,27%	2%	2,41%	0%	0%	4%	2,29%	100%	224	4
	4 Kungsör	57%	6,94%	39%	6,88%	0%	0,58%	2%	2,16%	2%	1,45%	100%	242	1
	5 Köping	37%	6,60%	54%	6,97%	4%	2,23%	1%	0,96%	5%	3,87%	100%	284	0
	6 Norberg	61%	7,84%	34%	7,52%	2%	1,63%	1%	1,01%	2%	2,77%	100%	213	2
	7 Sala	62%	6,09%	33%	5,93%	1%	1,26%	0%	0,38%	4%	2,09%	100%	313	3
	8 Skinnskatteberg	70%	7,87%	27%	7,79%	1%	0,82%	1%	1,15%	2%	1,61%	100%	221	1
	9 Surahammar	54%	8,28%	41%	8,22%	1%	1,55%	0%	0%	4%	3,07%	100%	222	2
	10 Västerås	41%	4,35%	50%	4,41%	6%	2,05%	1%	0,72%	3%	1,42%	100%	585	2
BOENDEORT	1 I kommunens centralort	38%	3,38%	53%	3,49%	5%	1,58%	1%	0,46%	4%	1,27%	100%	1587	13
	2 I annan tätort i kommunen	44%	8,53%	49%	8,68%	3%	2,90%	0%	0,47%	4%	3,11%	100%	296	1
	3 Utanför tätort	72%	5,09%	25%	4,87%	0%	0,44%	1%	1,40%	2%	1,48%	100%	657	3
FÖDELSELAND	1 Sverige	46%	3,00%	46%	3,02%	4%	1,38%	0%	0,24%	3%	1,08%	100%	2253	16
	2 Europa Utom Norden	34%	12,64%	59%	13,62%	5%	5,59%	0%	0%	3%	3,46%	100%	91	0
	3 Norden utom Sverige	42%	9,11%	43%	9,44%	7%	6,68%	0%	0,66%	7%	5,45%	100%	198	2
	4 Övriga världen	43%	9,34%	50%	9,42%	1%	1,22%	3%	3,46%	2%	1,81%	100%	172	3
UTBILDNING	1 Grundskola	45%	6,00%	45%	6,00%	4%	2,39%	1%	0,70%	6%	2,60%	100%	585	9
	2 Gymnasieexamen	43%	4,82%	48%	4,93%	5%	2,38%	0%	0,50%	4%	1,86%	100%	825	3
	3 Annan eftergymnasial utbildning	43%	6,98%	46%	7,13%	4%	3,45%	2%	2,77%	4%	2,96%	100%	395	2
	4 Kortare studier vid högskola/universitet	46%	8,93%	48%	9,02%	3%	3,71%	0%	0,26%	3%	2,88%	100%	245	0
	5 Examen från högskola/universitet (kand/mag/master/forskarexamen)	49%	5,56%	46%	5,57%	3%	2,08%	0%	0,46%	1%	1,36%	100%	608	3

F30 Hur upplever du vattenkvaliteten i sjöar och vattendrag i det område där du bor?														
		1 Mycket bra		2 Ganska bra		3 Ganska dåligt		4 Mycket dåligt		5 Ingen uppfattning		Samtliga	Antal svar (oviktad)	Antal ej svar (oviktad)
		Procent	Fel +/-	Procent	Fel +/-	Procent	Fel +/-	Procent	Fel +/-	Procent	Fel +/-			
<b>Totalt</b>		19%	2,05%	51%	2,75%	14%	2,15%	4%	1,31%	12%	1,78%	100%	2712	23
<b>KÖN</b>	1 Kvinna	17%	2,69%	50%	3,75%	15%	2,96%	3%	1,51%	14%	2,55%	100%	1466	11
	2 Man	20%	3,09%	52%	4,02%	14%	3,11%	5%	2,13%	10%	2,47%	100%	1246	12
<b>ÅLDER</b>	1 18-24	19%	8,70%	34%	10,04%	25%	9,81%	7%	6,05%	15%	8,70%	100%	113	1
	2 25-34	20%	6,61%	47%	8,67%	20%	7,14%	7%	4,76%	6%	4,12%	100%	202	2
	3 35-44	20%	5,55%	50%	7,30%	13%	5,13%	5%	3,45%	11%	4,83%	100%	274	2
	4 45-54	20%	4,59%	50%	6,22%	16%	4,91%	4%	3,01%	10%	3,56%	100%	427	4
	5 55-64	19%	3,99%	56%	5,27%	11%	3,55%	2%	1,67%	12%	3,48%	100%	590	0
	6 65-74	17%	3,39%	58%	4,87%	9%	3,10%	1%	0,93%	15%	3,73%	100%	707	7
	7 75-84	14%	4,27%	59%	6,58%	7%	3,75%	1%	1,47%	19%	5,43%	100%	399	7
<b>KOMMUN</b>	1 Arboga	16%	5,64%	54%	9,00%	13%	7,71%	1%	1,22%	15%	6,61%	100%	205	4
	2 Fagersta	26%	7,00%	61%	7,72%	4%	3,05%	2%	2,83%	6%	3,66%	100%	207	0
	3 Hallstahammar	28%	7,97%	50%	8,35%	8%	4,34%	2%	3,34%	12%	4,94%	100%	223	5
	4 Kungsör	25%	6,08%	54%	7,00%	11%	4,56%	3%	2,88%	7%	3,78%	100%	243	0
	5 Köping	13%	4,35%	55%	7,08%	17%	6,08%	5%	3,15%	10%	4,47%	100%	283	1
	6 Norberg	24%	6,94%	62%	7,97%	3%	2,36%	0%	0,73%	11%	5,08%	100%	213	2
	7 Sala	24%	5,41%	58%	6,25%	9%	4,08%	1%	1,26%	7%	3,00%	100%	312	4
	8 Skinnkatteberg	56%	8,16%	35%	7,31%	2%	1,89%	3%	5,94%	4%	2,35%	100%	221	1
	9 Surahammar	28%	7,87%	56%	8,29%	7%	3,95%	1%	1,69%	8%	3,91%	100%	221	3
	10 Västerås	15%	3,21%	48%	4,39%	18%	3,50%	6%	2,22%	13%	2,91%	100%	584	3
<b>BOENDEORT</b>	1 I kommunens centralort	17%	2,52%	53%	3,51%	14%	2,64%	4%	1,54%	12%	2,34%	100%	1585	15
	2 I annan tätort i kommunen	16%	6,08%	43%	8,37%	18%	7,80%	5%	4,71%	17%	6,69%	100%	295	2
	3 Utanför tätort	25%	4,86%	54%	5,73%	10%	4,03%	3%	2,66%	8%	2,79%	100%	658	2
<b>FÖDELSELAND</b>	1 Sverige	17%	2,20%	53%	3,03%	14%	2,36%	4%	1,45%	11%	1,85%	100%	2253	16
	2 Europa Utom Norden	17%	9,50%	42%	14,12%	13%	8,41%	3%	4,19%	25%	14,83%	100%	91	0
	3 Norden utom Sverige	18%	6,06%	55%	9,45%	15%	7,84%	2%	3,20%	10%	5,34%	100%	197	3
	4 Övriga världen	29%	8,29%	36%	8,94%	16%	7,83%	7%	5,03%	12%	5,83%	100%	171	4
<b>UTBILDNING</b>	1 Grundskola	21%	4,80%	50%	6,04%	11%	4,99%	2%	2,08%	16%	4,04%	100%	583	11
	2 Gymnasieexamen	18%	3,86%	52%	4,94%	15%	3,82%	5%	2,73%	9%	2,91%	100%	825	3
	3 Annan eftergymnasial utbildning	23%	5,65%	48%	7,10%	13%	5,00%	4%	3,34%	13%	5,34%	100%	396	1
	4 Kortare studier vid högskola/universitet	16%	5,83%	54%	9,03%	12%	6,13%	9%	6,28%	10%	5,81%	100%	244	1
	5 Examen från högskola/universitet (kand/mag/master/forskarexamen)	17%	3,89%	52%	5,57%	17%	4,63%	3%	1,86%	12%	3,60%	100%	609	2

F31A Egen bil		1 Varje dag		2 Några gånger i veckan		3 Någon gång i månaden		4 Någon gång i kvartalet		5 Någon enstaka gång per år		6 Aldrig		Samtliga		Antal svar (oviktad)	Antal ej svar (oviktad)
		Procent	Fel +/-	Procent	Fel +/-	Procent	Fel +/-	Procent	Fel +/-	Procent	Fel +/-	Procent	Fel +/-	Procent	Fel +/-		
<b>Totalt</b>		44%	2,77%	38%	2,63%	6%	1,45%	0%	0,31%	0%	0,26%	12%	1,93%	100%		2656	79
<b>KÖN</b>																	
1 Kvinna		38%	3,74%	40%	3,65%	8%	2,21%	0%	0,59%	0%	0,42%	14%	2,72%	100%		1427	50
2 Man		50%	4,04%	36%	3,76%	4%	1,86%	0%	0,23%	0%	0,30%	10%	2,75%	100%		1229	29
<b>ÅLDER</b>																	
1 18-24		33%	10,42%	34%	10,56%	11%	7,35%	1%	2,75%	1%	1,76%	19%	8,88%	100%		111	3
2 25-34		52%	8,72%	22%	7,02%	8%	5,08%	0%		0%		18%	6,73%	100%		199	5
3 35-44		62%	7,25%	28%	6,88%	3%	2,41%	0%	0,51%	0%	0,28%	6%	3,42%	100%		267	9
4 45-54		55%	6,26%	32%	5,89%	4%	2,45%	0%		0%	0,44%	9%	3,79%	100%		422	9
5 55-64		50%	5,35%	34%	5,03%	7%	3,00%	0%	0,60%	1%	0,96%	8%	3,36%	100%		579	11
6 65-74		25%	4,17%	60%	4,84%	4%	1,69%	0%		0%	0,31%	11%	3,35%	100%		697	17
7 75-84		12%	4,03%	66%	6,28%	7%	3,31%	0%	0,35%	0%		15%	4,79%	100%		381	25
<b>KOMMUN</b>																	
1 Arboga		37%	8,56%	45%	9,05%	6%	5,00%	1%	1,55%	2%	3,39%	9%	5,16%	100%		201	8
2 Fagersta		47%	7,94%	41%	7,72%	3%	2,31%	0%		0%		9%	4,66%	100%		205	2
3 Hallstahammar		51%	8,29%	34%	7,10%	3%	2,13%	0%		1%	1,24%	11%	6,87%	100%		225	3
4 Kungsör		48%	7,11%	38%	6,77%	2%	2,96%	0%	0,58%	0%	0,58%	11%	5,29%	100%		233	10
5 Köping		45%	7,13%	41%	7,03%	3%	2,17%	2%	3,00%	0%	0,36%	9%	3,72%	100%		275	9
6 Norberg		44%	8,17%	35%	7,51%	4%	3,17%	0%		0%		18%	8,22%	100%		212	3
7 Sala		44%	6,33%	38%	6,16%	5%	2,28%	1%	1,09%	0%	0,40%	12%	4,37%	100%		307	9
8 Skinnskatteberg		52%	8,07%	38%	7,98%	4%	2,37%	0%	0,63%	0%		7%	3,62%	100%		214	8
9 Surahammar		58%	7,85%	34%	7,18%	2%	1,58%	0%		2%	2,08%	5%	2,93%	100%		217	7
10 Västerås		42%	4,46%	37%	4,20%	7%	2,47%	0%		0%	0,26%	14%	3,17%	100%		567	20
<b>BOENDEORT</b>																	
1 I kommunens centralort		39%	3,48%	40%	3,41%	7%	1,95%	0%	0,48%	0%	0,28%	13%	2,54%	100%		1554	46
2 I annan tätort i kommunen		47%	8,88%	33%	7,85%	3%	2,02%	0%		0%	0,43%	17%	6,99%	100%		288	9
3 Utanför tätort		61%	5,50%	32%	5,09%	2%	1,82%	0%	0,44%	0%	0,96%	4%	2,51%	100%		646	14
<b>FÖDELSELAND</b>																	
1 Sverige		46%	3,04%	39%	2,90%	6%	1,56%	0%	0,15%	0%	0,25%	9%	1,93%	100%		2219	50
2 Europa Utom Norden		34%	13,47%	28%	12,99%	11%	9,76%	0%		0%	0,83%	27%	13,58%	100%		90	1
3 Norden utom Sverige		28%	8,45%	53%	9,70%	8%	5,74%	0%		0%		11%	6,55%	100%		189	11
4 Övriga världen		39%	9,70%	27%	8,65%	4%	4,86%	2%	2,75%	1%	1,43%	27%	8,48%	100%		158	17
<b>UTBILDNING</b>																	
1 Grundskola		30%	5,40%	43%	6,09%	4%	2,53%	1%	1,91%	1%	1,10%	21%	5,27%	100%		564	30
2 Gymnasieexamen		52%	4,95%	33%	4,44%	4%	2,26%	0%	0,28%	0%	0,24%	10%	3,07%	100%		811	17
3 Annan eftergymnasial utbildning		42%	7,06%	41%	7,01%	5%	3,78%	0%	0,62%	0%	0,27%	11%	5,26%	100%		388	9
4 Kortare studier vid högskola/universitet		37%	8,71%	39%	8,68%	8%	5,43%	0%	0,31%	1%	1,68%	16%	7,26%	100%		241	4
5 Examen från högskola/universitet (kand/mag/master/forskarexamen)		47%	5,59%	38%	5,33%	7%	3,18%	0%	0,04%	0%		8%	3,46%	100%		602	9

F31B Bil som ej ägs av hushållet (lånad, bilpool, samäkning etc.)																	
		1 Varje dag		2 Några gånger i veckan		3 Någon gång i månaden		4 Någon gång i kvartalet		5 Någon enstaka gång per år		6 Aldrig		Samtliga		Antal svar (oviktad)	Antal ej svar (oviktad)
		Procent	Fel +/-	Procent	Fel +/-	Procent	Fel +/-	Procent	Fel +/-	Procent	Fel +/-	Procent	Fel +/-	Procent	Fel +/-		
<b>Totalt</b>		3%	1,18%	6%	1,52%	5%	1,43%	4%	1,27%	8%	1,71%	74%	2,78%	100%		2265	470
<b>KÖN</b>	1 Kvinna	2%	1,07%	5%	1,93%	6%	2,10%	4%	1,74%	6%	1,91%	77%	3,56%	100%		1250	227
	2 Man	5%	2,07%	6%	2,36%	4%	1,95%	4%	1,86%	10%	2,81%	71%	4,23%	100%		1015	243
<b>ÅLDER</b>	1 18-24	5%	4,64%	15%	8,45%	13%	7,31%	4%	4,91%	8%	6,90%	54%	11,55%	100%		102	12
	2 25-34	7%	4,68%	8%	4,93%	6%	4,61%	6%	4,49%	10%	5,38%	63%	8,76%	100%		189	15
	3 35-44	2%	1,93%	2%	2,06%	4%	3,06%	5%	3,11%	12%	5,05%	75%	6,59%	100%		244	32
	4 45-54	3%	2,12%	5%	2,84%	5%	2,57%	4%	2,81%	6%	3,20%	76%	5,53%	100%		371	60
	5 55-64	3%	1,92%	3%	1,92%	4%	2,20%	2%	1,62%	8%	2,99%	81%	4,50%	100%		503	87
	6 65-74	1%	1,06%	3%	2,12%	3%	1,97%	1%	1,19%	5%	2,40%	86%	3,85%	100%		564	150
	7 75-84	0%		2%	1,37%	2%	2,19%	4%	2,94%	3%	3,06%	89%	4,77%	100%		292	114
<b>KOMMUN</b>	1 Arboga	2%	2,06%	7%	5,01%	7%	5,16%	6%	5,67%	7%	7,00%	71%	9,73%	100%		177	32
	2 Fagersta	4%	3,89%	6%	4,83%	5%	3,63%	2%	1,85%	9%	4,36%	74%	7,56%	100%		183	24
	3 Hallstahammar	3%	3,27%	2%	2,15%	5%	4,60%	3%	4,14%	11%	5,31%	76%	8,03%	100%		183	45
	4 Kungsör	5%	3,54%	5%	3,45%	6%	3,70%	6%	4,06%	8%	4,46%	70%	7,33%	100%		197	46
	5 Köping	0%	0,74%	7%	4,77%	5%	4,11%	1%	1,27%	7%	3,57%	80%	6,71%	100%		230	54
	6 Norberg	0%		8%	6,31%	7%	4,63%	8%	4,97%	8%	4,61%	69%	8,83%	100%		176	39
	7 Sala	5%	4,00%	6%	3,35%	6%	3,66%	3%	1,96%	6%	3,51%	75%	6,50%	100%		260	56
	8 Skinnskatteberg	4%	3,05%	6%	4,19%	5%	4,95%	0%	0,73%	7%	4,39%	77%	7,56%	100%		184	38
	9 Surahammar	1%	1,67%	0%	0,75%	2%	2,88%	2%	2,48%	8%	4,33%	85%	5,85%	100%		180	44
	10 Västerås	4%	1,93%	6%	2,44%	5%	2,26%	4%	2,11%	8%	2,77%	73%	4,46%	100%		495	92
<b>BOENDEORT</b>	1 I kommunens centralort	3%	1,38%	5%	1,77%	6%	1,95%	4%	1,57%	8%	2,18%	74%	3,49%	100%		1340	260
	2 I annan tätort i kommunen	5%	4,36%	11%	7,41%	4%	3,19%	2%	2,50%	5%	2,75%	72%	8,76%	100%		240	57
	3 Utanför tätort	2%	1,28%	4%	2,98%	6%	3,20%	6%	3,85%	9%	4,29%	73%	6,24%	100%		549	111
<b>FÖDELSELAND</b>	1 Sverige	4%	1,36%	6%	1,74%	6%	1,61%	4%	1,40%	8%	1,85%	73%	3,08%	100%		1894	375
	2 Europa Utom Norden	0%		3%	3,90%	0%		4%	5,27%	15%	11,93%	78%	12,91%	100%		81	10
	3 Norden utom Sverige	0%	0,83%	1%	1,23%	3%	4,29%	3%	4,91%	2%	2,01%	90%	6,73%	100%		150	50
	4 Övriga världen	2%	3,79%	6%	5,14%	6%	5,26%	5%	4,71%	8%	5,62%	73%	9,59%	100%		140	35
<b>UTBILDNING</b>	1 Grundskola	3%	2,53%	4%	3,49%	2%	1,82%	3%	1,86%	4%	2,40%	84%	5,18%	100%		455	139
	2 Gymnasieexamen	5%	2,62%	7%	3,21%	6%	2,66%	2%	1,46%	9%	3,22%	71%	5,13%	100%		702	126
	3 Annan eftergymnasial utbildning	2%	1,67%	6%	4,03%	4%	2,98%	3%	2,06%	10%	5,24%	75%	6,90%	100%		334	63
	4 Kortare studier vid högskola/universitet	3%	3,78%	7%	4,88%	8%	5,90%	5%	5,78%	7%	5,09%	71%	9,60%	100%		208	37
	5 Examen från högskola/universitet (kand/mag/master/forskarexamen)	3%	2,08%	4%	2,46%	6%	2,87%	7%	3,18%	9%	3,44%	72%	5,51%	100%		529	82

F31C Cykel																
		1 Varje dag		2 Några gånger i veckan		3 Någon gång i månaden		4 Någon gång i kvartalet		5 Någon enstaka gång per år		6 Aldrig		Samtliga	Antal svar (oviktad)	Antal ej svar (oviktad)
		Procent	Fel +/-	Procent	Fel +/-	Procent	Fel +/-	Procent	Fel +/-	Procent	Fel +/-	Procent	Fel +/-			
<b>Totalt</b>		14%	2,05%	20%	2,22%	19%	2,27%	11%	1,89%	15%	2,10%	19%	2,16%	100%	2504	231
<b>KÖN</b>	1 Kvinna	13%	2,70%	20%	3,08%	18%	3,02%	11%	2,59%	14%	2,72%	23%	3,16%	100%	1362	115
	2 Man	16%	3,07%	20%	3,19%	21%	3,40%	12%	2,74%	16%	2,93%	16%	2,93%	100%	1142	116
<b>ÅLDER</b>	1 18-24	9%	6,00%	23%	9,57%	20%	9,03%	9%	6,16%	18%	8,93%	22%	9,32%	100%	108	6
	2 25-34	17%	6,70%	17%	6,20%	18%	6,67%	17%	6,73%	17%	6,65%	15%	6,29%	100%	196	8
	3 35-44	14%	5,44%	19%	5,81%	21%	6,35%	15%	5,28%	17%	5,60%	13%	4,74%	100%	260	16
	4 45-54	18%	5,00%	17%	4,61%	23%	5,48%	13%	4,20%	16%	4,75%	13%	4,19%	100%	406	25
	5 55-64	20%	4,62%	19%	4,14%	20%	4,35%	10%	3,28%	13%	3,75%	18%	4,22%	100%	547	43
	6 65-74	11%	3,39%	27%	4,57%	14%	3,51%	7%	2,59%	14%	3,47%	26%	4,59%	100%	644	70
	7 75-84	7%	2,96%	24%	6,54%	17%	5,80%	4%	1,79%	6%	3,22%	43%	7,00%	100%	343	63
<b>KOMMUN</b>	1 Arboga	14%	6,34%	24%	7,98%	18%	6,81%	9%	6,31%	17%	7,49%	18%	6,70%	100%	190	19
	2 Fagersta	11%	5,49%	21%	6,83%	19%	6,64%	13%	6,00%	11%	4,44%	25%	6,50%	100%	194	13
	3 Hallstahammar	7%	3,32%	22%	7,68%	20%	6,77%	15%	6,40%	17%	6,25%	19%	6,66%	100%	211	17
	4 Kungsör	12%	5,86%	21%	5,71%	15%	5,03%	12%	4,84%	18%	5,66%	22%	5,99%	100%	216	27
	5 Köping	14%	5,22%	27%	7,10%	16%	4,75%	13%	5,66%	12%	4,40%	16%	4,75%	100%	259	25
	6 Norberg	11%	5,46%	22%	6,70%	18%	7,24%	9%	5,28%	17%	5,67%	24%	7,69%	100%	198	17
	7 Sala	18%	4,94%	22%	5,08%	19%	5,68%	12%	3,88%	11%	4,18%	18%	4,98%	100%	293	23
	8 Skinnskatteberg	6%	4,19%	17%	7,80%	13%	5,05%	13%	5,87%	17%	5,52%	35%	7,62%	100%	199	23
	9 Surahammar	7%	3,77%	18%	5,86%	23%	8,47%	10%	4,58%	20%	8,39%	21%	6,15%	100%	197	27
	10 Västerås	16%	3,33%	18%	3,42%	20%	3,67%	11%	2,97%	15%	3,42%	19%	3,49%	100%	547	40
<b>BOENDEORT</b>	1 I kommunens centralort	18%	2,85%	23%	3,00%	17%	2,70%	10%	2,30%	13%	2,51%	18%	2,69%	100%	1479	121
	2 I annan tätort i kommunen	10%	4,77%	13%	5,75%	22%	7,99%	10%	5,63%	18%	7,05%	27%	7,63%	100%	273	24
	3 Utanför tätort	3%	1,83%	17%	4,13%	24%	5,50%	15%	4,64%	20%	5,01%	20%	4,33%	100%	596	64
<b>FÖDELSELAND</b>	1 Sverige	14%	2,22%	21%	2,45%	20%	2,53%	12%	2,09%	15%	2,34%	18%	2,25%	100%	2098	171
	2 Europa Utom Norden	21%	13,57%	14%	10,57%	18%	10,61%	5%	5,13%	9%	7,38%	33%	14,39%	100%	86	5
	3 Norden utom Sverige	13%	7,09%	20%	8,07%	15%	6,68%	6%	6,19%	18%	7,92%	27%	9,15%	100%	170	30
	4 Övriga världen	15%	6,79%	17%	7,74%	17%	7,67%	11%	7,00%	14%	7,37%	26%	8,52%	100%	150	25
<b>UTBILDNING</b>	1 Grundskola	11%	4,08%	21%	5,36%	16%	5,21%	6%	2,95%	12%	4,04%	33%	6,03%	100%	511	83
	2 Gymnasieexamen	13%	3,20%	21%	4,09%	19%	4,03%	11%	3,24%	17%	4,19%	19%	3,70%	100%	764	64
	3 Annan eftergymnasial utbildning	11%	4,68%	20%	5,96%	15%	4,85%	16%	6,10%	18%	5,57%	20%	5,88%	100%	363	34
	4 Kortare studier vid högskola/universitet	15%	7,70%	19%	6,81%	20%	6,80%	15%	6,93%	12%	6,11%	17%	7,32%	100%	231	14
	5 Examen från högskola/universitet (kand/mag/master/forskarexamen)	19%	4,41%	19%	4,19%	22%	4,82%	11%	3,59%	14%	4,04%	15%	3,89%	100%	591	20

F31D Moped, MC																	
		1 Varje dag		2 Några gånger i veckan		3 Någon gång i månaden		4 Någon gång i kvartalet		5 Någon enstaka gång per år		6 Aldrig		Samtliga		Antal svar (oviktad)	Antal ej svar (oviktad)
		Procent	Fel +/-	Procent	Fel +/-	Procent	Fel +/-	Procent	Fel +/-	Procent	Fel +/-	Procent	Fel +/-	Procent	Fel +/-		
<b>Totalt</b>		0%	0,20%	1%	0,60%	2%	0,88%	2%	0,91%	4%	1,23%	90%	1,80%	100%		2364	371
<b>KÖN</b>	1 Kvinna	0%		1%	0,77%	0%	0,28%	1%	0,93%	2%	1,17%	95%	1,68%	100%		1284	193
	2 Man	0%	0,40%	2%	0,92%	5%	1,70%	3%	1,55%	7%	2,14%	84%	3,10%	100%		1080	178
<b>ÅLDER</b>	1 18-24	0%		1%	2,62%	0%	0,51%	3%	4,49%	4%	5,00%	91%	7,00%	100%		103	11
	2 25-34	0%		0%		4%	3,34%	2%	3,01%	4%	3,21%	90%	5,33%	100%		192	12
	3 35-44	0%		1%	1,61%	1%	0,93%	2%	2,25%	5%	3,27%	91%	4,26%	100%		256	20
	4 45-54	0%		2%	2,02%	5%	3,09%	2%	1,73%	5%	3,26%	86%	4,91%	100%		380	51
	5 55-64	1%	1,01%	2%	1,79%	2%	1,45%	3%	1,71%	7%	3,02%	85%	4,04%	100%		522	68
	6 65-74	1%	0,91%	1%	0,60%	2%	1,14%	1%	0,51%	3%	1,79%	94%	2,40%	100%		600	114
	7 75-84	0%		1%	1,07%	0%	0,44%	0%	0,36%	1%	1,24%	97%	1,74%	100%		311	95
<b>KOMMUN</b>	1 Arboga	0%		2%	2,17%	3%	2,99%	1%	1,72%	3%	2,42%	92%	4,65%	100%		176	33
	2 Fagersta	0%		1%	1,26%	1%	2,54%	2%	2,15%	3%	3,45%	93%	4,80%	100%		188	19
	3 Hallstahammar	0%		1%	1,74%	3%	2,12%	1%	0,80%	5%	3,15%	90%	4,22%	100%		195	33
	4 Kungsör	0%		2%	2,16%	4%	2,94%	2%	2,16%	8%	4,33%	84%	5,70%	100%		204	39
	5 Köping	0%		2%	3,09%	7%	4,36%	0%	0,97%	4%	3,76%	86%	6,18%	100%		243	41
	6 Norberg	0%	0,73%	2%	2,02%	2%	1,92%	0%	0,73%	4%	3,38%	91%	4,42%	100%		188	27
	7 Sala	0%		1%	0,78%	3%	2,24%	4%	2,95%	5%	3,09%	87%	4,65%	100%		277	39
	8 Skinnskatteberg	0%		3%	2,56%	4%	3,86%	4%	3,91%	3%	2,58%	86%	6,18%	100%		192	30
	9 Surahammar	0%		0%		8%	8,11%	1%	1,27%	5%	3,17%	87%	8,38%	100%		186	38
	10 Västerås	0%	0,36%	1%	0,86%	1%	1,12%	2%	1,52%	4%	1,96%	91%	2,78%	100%		515	72
<b>BOENDEORT</b>	1 I kommunens centralort	0%	0,02%	1%	0,66%	2%	0,93%	1%	0,97%	4%	1,41%	92%	2,00%	100%		1388	212
	2 I annan tätort i kommunen	0%		1%	0,83%	3%	2,58%	2%	3,38%	2%	1,86%	92%	4,61%	100%		258	39
	3 Utanför tätort	1%	1,11%	3%	2,03%	3%	2,69%	4%	3,00%	9%	4,03%	80%	5,54%	100%		574	86
<b>FÖDELSELAND</b>	1 Sverige	0%	0,16%	1%	0,64%	3%	1,01%	2%	0,93%	5%	1,37%	90%	1,97%	100%		1981	288
	2 Europa Utom Norden	2%	3,58%	0%		1%	1,15%	2%	3,58%	6%	7,12%	90%	8,62%	100%		81	10
	3 Norden utom Sverige	0%		1%	1,84%	1%	1,06%	3%	4,16%	1%	1,44%	93%	4,83%	100%		156	44
	4 Övriga världen	0%		2%	2,79%	2%	2,81%	3%	4,31%	4%	3,99%	89%	6,75%	100%		146	29
<b>UTBILDNING</b>	1 Grundskola	0%		2%	2,13%	2%	1,01%	2%	3,10%	7%	3,76%	86%	5,10%	100%		478	116
	2 Gymnasieexamen	0%	0,51%	1%	1,32%	4%	2,08%	3%	1,90%	4%	2,07%	87%	3,57%	100%		731	97
	3 Annan eftergymnasial utbildning	1%	1,00%	2%	1,81%	4%	3,59%	1%	0,61%	5%	3,32%	88%	5,11%	100%		348	49
	4 Kortare studier vid högskola/universitet	0%		1%	1,06%	1%	1,69%	1%	1,98%	5%	4,30%	91%	5,05%	100%		218	27
	5 Examen från högskola/universitet (kand/mag/master/forskarexamen)	0%		1%	0,62%	1%	0,94%	1%	1,64%	3%	2,18%	94%	2,89%	100%		550	61

F31E Kollektiva färdmedel (buss, tåg)																	
		1 Varje dag		2 Några gånger i veckan		3 Någon gång i månaden		4 Någon gång i kvartalet		5 Någon enstaka gång per år		6 Aldrig		Samtliga		Antal svar (oviktad)	Antal ej svar (oviktad)
		Procent	Fel +/-	Procent	Fel +/-	Procent	Fel +/-	Procent	Fel +/-	Procent	Fel +/-	Procent	Fel +/-	Procent	Fel +/-		
<b>Totalt</b>		8%	1,76%	11%	1,92%	21%	2,37%	18%	2,19%	26%	2,41%	17%	1,84%	100%		2519	216
<b>KÖN</b>	1 Kvinna	9%	2,46%	13%	2,69%	23%	3,41%	19%	3,05%	23%	3,09%	13%	2,13%	100%		1379	98
	2 Man	7%	2,52%	9%	2,75%	18%	3,27%	17%	3,15%	29%	3,69%	20%	3,00%	100%		1140	118
<b>ÅLDER</b>	1 18-24	26%	10,25%	18%	9,23%	20%	8,55%	15%	7,61%	13%	7,88%	7%	5,24%	100%		108	6
	2 25-34	7%	4,54%	10%	5,21%	23%	7,79%	21%	7,14%	25%	7,52%	14%	5,78%	100%		196	8
	3 35-44	5%	3,22%	11%	5,09%	21%	6,18%	20%	5,89%	30%	6,70%	13%	4,54%	100%		266	10
	4 45-54	9%	3,97%	9%	3,60%	19%	5,07%	19%	4,91%	29%	5,79%	15%	4,32%	100%		406	25
	5 55-64	7%	3,27%	5%	2,76%	18%	4,50%	22%	4,80%	28%	4,64%	18%	3,79%	100%		553	37
	6 65-74	1%	1,00%	12%	4,05%	20%	4,55%	15%	3,70%	27%	4,29%	24%	3,98%	100%		645	69
	7 75-84	2%	2,28%	16%	6,08%	22%	6,23%	10%	4,25%	24%	5,96%	26%	5,51%	100%		345	61
<b>KOMMUN</b>	1 Arboga	7%	5,52%	9%	6,10%	12%	5,01%	20%	8,11%	32%	8,48%	20%	7,11%	100%		191	18
	2 Fagersta	4%	3,29%	8%	4,83%	10%	5,22%	13%	5,51%	36%	7,56%	28%	7,36%	100%		197	10
	3 Hallstahammar	6%	5,38%	8%	5,78%	19%	5,73%	20%	7,88%	33%	7,77%	15%	5,73%	100%		206	22
	4 Kungsör	4%	2,95%	7%	4,88%	13%	4,77%	16%	5,35%	27%	6,21%	33%	6,84%	100%		221	22
	5 Köping	3%	2,16%	6%	4,59%	14%	5,00%	22%	6,79%	28%	6,44%	28%	6,16%	100%		254	30
	6 Norberg	4%	5,55%	7%	6,12%	14%	6,48%	13%	5,75%	34%	8,05%	28%	6,73%	100%		196	19
	7 Sala	3%	2,95%	4%	2,52%	22%	6,00%	17%	4,76%	31%	5,86%	23%	5,08%	100%		292	24
	8 Skinnskatteberg	1%	1,86%	3%	2,61%	6%	3,53%	14%	5,36%	35%	7,99%	41%	8,31%	100%		202	20
	9 Surahammar	6%	4,02%	4%	3,31%	13%	4,95%	21%	8,28%	27%	6,71%	28%	8,40%	100%		203	21
	10 Västerås	10%	2,93%	15%	3,15%	25%	3,89%	18%	3,40%	22%	3,79%	10%	2,63%	100%		557	30
<b>BOENDEORT</b>	1 I kommunens centralort	8%	2,19%	13%	2,48%	23%	3,15%	19%	2,84%	24%	2,96%	13%	2,17%	100%		1479	121
	2 I annan tätort i kommunen	7%	5,51%	12%	6,82%	16%	6,10%	16%	6,29%	32%	8,43%	17%	5,51%	100%		280	17
	3 Utanför tätort	7%	4,28%	3%	1,72%	17%	4,85%	16%	4,49%	32%	5,50%	25%	4,54%	100%		602	58
<b>FÖDELSELAND</b>	1 Sverige	5%	1,61%	9%	2,01%	21%	2,65%	20%	2,51%	28%	2,72%	16%	1,98%	100%		2105	164
	2 Europa Utom Norden	17%	14,02%	11%	8,67%	29%	14,74%	8%	6,41%	13%	8,03%	20%	11,75%	100%		83	8
	3 Norden utom Sverige	4%	4,78%	12%	8,02%	15%	8,08%	15%	8,14%	25%	7,90%	28%	8,34%	100%		173	27
	4 Övriga världen	24%	8,55%	22%	8,18%	14%	6,27%	10%	6,01%	17%	7,39%	13%	6,32%	100%		158	17
<b>UTBILDNING</b>	1 Grundskola	10%	5,22%	12%	4,80%	16%	5,06%	10%	4,21%	23%	4,93%	29%	5,18%	100%		512	82
	2 Gymnasieexamen	6%	2,64%	8%	3,03%	16%	3,80%	18%	3,82%	32%	4,76%	20%	3,73%	100%		766	62
	3 Annan eftergymnasial utbildning	7%	4,79%	12%	6,03%	18%	5,76%	20%	6,01%	25%	6,08%	17%	4,36%	100%		363	34
	4 Kortare studier vid högskola/universitet	10%	6,05%	17%	7,27%	21%	7,63%	20%	7,04%	22%	6,90%	10%	5,44%	100%		239	6
	5 Examen från högskola/universitet (kand/mag/master/forskarexamen)	8%	3,35%	11%	3,45%	28%	5,19%	21%	4,56%	23%	4,59%	9%	2,93%	100%		593	18

F31F Flyg				2 Några gånger i veckan		3 Någon gång i månaden		4 Någon gång i kvartalet		5 Någon enstaka gång per år		6 Aldrig		Samtliga	Antal svar (oviktad)	Antal ej svar (oviktad)
				Procent	Fel +/-	Procent	Fel +/-	Procent	Fel +/-	Procent	Fel +/-	Procent	Fel +/-			
Totalt				1%	0,59%	2%	0,84%	10%	1,81%	58%	2,82%	29%	2,53%	100%	2480	255
KÖN	1 Kvinna			0%		1%	0,88%	10%	2,57%	60%	3,84%	29%	3,47%	100%	1350	127
	2 Man			1%	1,18%	3%	1,43%	11%	2,54%	56%	4,13%	29%	3,68%	100%	1130	128
ÅLDER	1 18-24			1%	2,54%	1%	1,97%	5%	4,59%	68%	10,52%	24%	9,83%	100%	108	6
	2 25-34			1%	2,02%	1%	2,07%	9%	5,06%	59%	8,69%	30%	8,07%	100%	195	9
	3 35-44			1%	1,55%	1%	1,64%	15%	5,85%	58%	7,46%	26%	6,28%	100%	256	20
	4 45-54			1%	1,56%	5%	3,34%	14%	4,61%	61%	6,33%	20%	4,84%	100%	397	34
	5 55-64			0%		2%	1,96%	14%	4,08%	57%	5,49%	27%	4,82%	100%	545	45
	6 65-74			0%	0,85%	1%	0,97%	8%	3,02%	57%	5,13%	34%	4,81%	100%	634	80
	7 75-84			0%		0%		5%	3,45%	41%	7,09%	54%	7,16%	100%	345	61
KOMMUN	1 Arboga			0%		3%	3,96%	8%	5,83%	57%	9,27%	32%	8,18%	100%	186	23
	2 Fagersta			0%		2%	2,31%	11%	5,52%	52%	8,20%	36%	7,90%	100%	193	14
	3 Hallstahammar			0%		1%	0,94%	7%	3,68%	52%	8,77%	40%	8,93%	100%	207	21
	4 Kungsör			1%	1,17%	0%	0,80%	7%	4,01%	60%	7,32%	33%	6,95%	100%	214	29
	5 Köping			2%	2,91%	0%	0,63%	7%	4,27%	59%	7,29%	32%	6,63%	100%	255	29
	6 Norberg			0%		1%	2,04%	4%	3,62%	53%	8,71%	42%	8,61%	100%	197	18
	7 Sala			0%		1%	1,08%	7%	3,04%	59%	6,38%	33%	6,05%	100%	283	33
	8 Skinnskatteberg			0%		0%	0,66%	7%	4,36%	50%	8,35%	42%	7,98%	100%	200	22
	9 Surahammar			0%		1%	1,70%	6%	3,91%	63%	7,85%	29%	7,11%	100%	205	19
	10 Västerås			1%	0,93%	3%	1,42%	13%	2,98%	59%	4,50%	25%	3,97%	100%	540	47
BOENDEORT	1 I kommunens centralort			1%	0,90%	2%	1,00%	13%	2,54%	58%	3,60%	26%	3,12%	100%	1458	142
	2 I annan tätort i kommunen			1%	1,18%	0%		5%	3,64%	53%	8,96%	41%	8,83%	100%	273	24
	3 Utanför tätort			0%	0,47%	4%	2,85%	6%	2,69%	60%	5,83%	31%	5,30%	100%	595	65
FÖDELSELAND	1 Sverige			0%	0,46%	2%	0,91%	9%	1,72%	59%	3,06%	30%	2,82%	100%	2073	196
	2 Europa Utom Norden			4%	8,40%	5%	6,91%	26%	13,60%	46%	14,97%	19%	11,63%	100%	85	6
	3 Norden utom Sverige			0%		0%	0,76%	6%	5,54%	55%	10,12%	39%	9,70%	100%	171	29
	4 Övriga världen			2%	2,71%	3%	2,50%	19%	8,49%	56%	10,04%	21%	8,07%	100%	151	24
UTBILDNING	1 Grundskola			1%	1,78%	1%	1,80%	5%	3,11%	45%	6,65%	48%	6,48%	100%	509	85
	2 Gymnasieexamen			0%	0,89%	2%	1,25%	8%	2,66%	59%	5,03%	31%	4,74%	100%	751	77
	3 Annan eftergymnasial utbildning			0%	0,27%	2%	3,37%	10%	4,53%	56%	7,40%	31%	6,74%	100%	365	32
	4 Kortare studier vid högskola/universitet			2%	3,43%	4%	3,40%	13%	6,76%	59%	9,31%	22%	7,87%	100%	230	15
	5 Examen från högskola/universitet (kand/mag/master/forskarexamen)			1%	0,91%	2%	1,38%	15%	4,00%	64%	5,46%	19%	4,51%	100%	581	30



F32A ... fysisk tillgänglighet?														
		1 Mycket bra		2 Ganska bra		3 Ganska dåligt		4 Mycket dåligt		5 Ingen uppfattning		Samtliga	Antal svar (oviktad)	Antal ej svar (oviktad)
		Procent	Fel +/-	Procent	Fel +/-	Procent	Fel +/-	Procent	Fel +/-	Procent	Fel +/-	Procent		
<b>Totalt</b>		22%	2,42%	44%	2,79%	10%	1,55%	9%	1,46%	14%	1,78%	100%	2628	107
<b>KÖN</b>	1 Kvinna	25%	3,46%	43%	3,82%	10%	2,17%	10%	2,07%	12%	2,21%	100%	1411	66
	2 Man	20%	3,37%	45%	4,06%	10%	2,22%	9%	2,06%	16%	2,77%	100%	1217	41
<b>ÅLDER</b>	1 18-24	20%	8,90%	54%	11,12%	10%	6,71%	10%	6,68%	6%	4,86%	100%	112	2
	2 25-34	26%	7,82%	46%	8,70%	7%	3,77%	9%	4,41%	13%	5,63%	100%	201	3
	3 35-44	19%	5,91%	50%	7,35%	14%	4,95%	9%	3,94%	9%	3,98%	100%	270	6
	4 45-54	21%	5,46%	45%	6,20%	11%	3,85%	7%	2,41%	15%	4,62%	100%	425	6
	5 55-64	20%	4,64%	41%	5,33%	10%	2,79%	12%	3,10%	17%	3,83%	100%	577	13
	6 65-74	27%	4,89%	33%	4,73%	9%	2,43%	11%	2,90%	19%	3,68%	100%	681	33
	7 75-84	19%	6,10%	41%	6,96%	9%	3,88%	8%	3,34%	23%	5,03%	100%	362	44
<b>KOMMUN</b>	1 Arboga	9%	4,02%	39%	9,21%	13%	5,12%	21%	8,73%	19%	5,81%	100%	196	13
	2 Fagersta	14%	5,82%	36%	7,61%	18%	6,11%	10%	4,43%	22%	6,42%	100%	206	1
	3 Hallstahammar	23%	6,26%	54%	8,20%	7%	3,50%	5%	4,02%	11%	5,02%	100%	214	14
	4 Kungsör	10%	4,33%	47%	7,16%	17%	5,51%	12%	4,86%	13%	4,34%	100%	231	12
	5 Köping	10%	5,21%	36%	6,91%	14%	5,42%	14%	4,56%	26%	5,66%	100%	275	9
	6 Norberg	10%	5,15%	36%	8,55%	13%	5,15%	18%	6,47%	23%	6,49%	100%	207	8
	7 Sala	17%	5,20%	42%	6,30%	13%	4,24%	13%	4,06%	16%	4,09%	100%	308	8
	8 Skinnskatteberg	10%	6,63%	30%	7,40%	13%	5,36%	24%	6,71%	23%	7,42%	100%	213	9
	9 Surahammar	15%	7,73%	39%	7,89%	16%	5,44%	16%	5,17%	15%	7,59%	100%	210	14
	10 Västerås	29%	3,99%	47%	4,47%	7%	2,34%	6%	2,10%	11%	2,74%	100%	568	19
<b>BOENDEORT</b>	1 I kommunens centralort	25%	3,18%	47%	3,56%	9%	1,83%	5%	1,42%	15%	2,30%	100%	1540	60
	2 I annan tätort i kommunen	23%	7,53%	46%	8,78%	13%	5,40%	8%	4,29%	9%	4,50%	100%	290	7
	3 Utanför tätort	11%	3,97%	33%	5,64%	15%	4,25%	29%	5,12%	13%	3,26%	100%	632	28
<b>FÖDELSELAND</b>	1 Sverige	22%	2,66%	43%	3,06%	10%	1,70%	10%	1,72%	14%	1,94%	100%	2192	77
	2 Europa Utom Norden	18%	11,46%	50%	14,71%	14%	9,43%	2%	3,26%	16%	9,75%	100%	89	2
	3 Norden utom Sverige	15%	7,61%	40%	9,84%	15%	7,36%	10%	5,83%	20%	6,72%	100%	183	17
	4 Övriga världen	27%	8,68%	49%	9,63%	9%	4,78%	3%	2,87%	11%	6,25%	100%	164	11
<b>UTBILDNING</b>	1 Grundskola	20%	5,18%	39%	6,32%	9%	3,73%	8%	3,10%	24%	4,58%	100%	548	46
	2 Gymnasieexamen	22%	4,33%	44%	4,94%	10%	2,73%	10%	2,84%	15%	3,41%	100%	803	25
	3 Annan eftergymnasial utbildning	26%	6,66%	35%	6,93%	10%	4,34%	13%	4,58%	15%	5,04%	100%	384	13
	4 Kortare studier vid högskola/universitet	24%	8,46%	45%	9,08%	10%	4,47%	10%	4,16%	11%	5,80%	100%	241	4
	5 Examen från högskola/universitet (kand/mag/master/forskarexamen)	22%	4,74%	50%	5,60%	11%	3,17%	8%	2,67%	9%	2,98%	100%	601	10

F32B ... restid?														
		1 Mycket bra		2 Ganska bra		3 Ganska dåligt		4 Mycket dåligt		5 Ingen uppfattning		Samtliga	Antal svar (oviktad)	Antal ej svar (oviktad)
		Procent	Fel +/-	Procent	Fel +/-	Procent	Fel +/-	Procent	Fel +/-	Procent	Fel +/-	Procent		
<b>Totalt</b>		17%	2,25%	43%	2,79%	12%	1,82%	7%	1,44%	21%	2,05%	100%	2585	150
<b>KÖN</b>	1 Kvinna	19%	3,24%	45%	3,87%	12%	2,55%	6%	1,50%	18%	2,52%	100%	1387	90
	2 Man	15%	3,13%	41%	4,01%	11%	2,60%	9%	2,42%	24%	3,20%	100%	1198	60
<b>ÅLDER</b>	1 18-24	13%	7,51%	53%	11,11%	13%	7,10%	10%	6,94%	11%	7,64%	100%	113	1
	2 25-34	23%	7,72%	42%	8,61%	14%	6,09%	6%	3,88%	14%	5,84%	100%	199	5
	3 35-44	13%	5,09%	51%	7,36%	17%	5,48%	5%	2,66%	14%	4,77%	100%	268	8
	4 45-54	16%	4,90%	43%	6,14%	11%	3,85%	10%	3,88%	20%	4,85%	100%	425	6
	5 55-64	14%	4,15%	41%	5,34%	11%	3,12%	11%	3,30%	23%	4,13%	100%	575	15
	6 65-74	19%	4,59%	37%	4,99%	7%	2,28%	6%	2,05%	32%	4,43%	100%	661	53
	7 75-84	19%	6,28%	35%	7,07%	5%	3,03%	4%	2,64%	38%	6,51%	100%	344	62
<b>KOMMUN</b>	1 Arboga	8%	5,65%	45%	9,28%	8%	5,59%	10%	5,81%	29%	7,71%	100%	192	17
	2 Fagersta	7%	3,88%	27%	7,27%	22%	6,96%	8%	4,27%	37%	7,52%	100%	201	6
	3 Hallstahammar	20%	5,88%	53%	8,40%	7%	3,66%	3%	3,78%	17%	5,64%	100%	212	16
	4 Kungsör	9%	3,97%	43%	7,23%	11%	4,50%	12%	4,88%	25%	5,66%	100%	229	14
	5 Köping	5%	3,51%	39%	7,32%	11%	5,06%	9%	4,07%	36%	6,49%	100%	266	18
	6 Norberg	6%	4,56%	34%	8,92%	16%	5,99%	11%	4,75%	33%	7,33%	100%	202	13
	7 Sala	8%	3,99%	40%	6,36%	14%	4,71%	9%	3,75%	29%	5,34%	100%	301	15
	8 Skinnskatteberg	3%	2,00%	26%	7,12%	19%	6,50%	16%	5,89%	36%	8,62%	100%	210	12
	9 Surahammar	14%	7,83%	43%	8,19%	10%	4,62%	8%	4,24%	24%	8,01%	100%	207	17
	10 Västerås	23%	3,75%	45%	4,46%	11%	2,89%	7%	2,25%	14%	3,09%	100%	565	22
<b>BOENDEORT</b>	1 I kommunens centralort	19%	2,92%	46%	3,57%	11%	2,16%	5%	1,55%	20%	2,55%	100%	1521	79
	2 I annan tätort i kommunen	18%	7,45%	46%	8,76%	9%	4,91%	8%	5,40%	19%	6,41%	100%	285	12
	3 Utanför tätort	10%	4,20%	31%	5,57%	17%	4,88%	18%	4,46%	24%	4,31%	100%	615	45
<b>FÖDELSELAND</b>	1 Sverige	17%	2,51%	42%	3,05%	11%	2,02%	8%	1,59%	22%	2,31%	100%	2154	115
	2 Europa Utom Norden	14%	11,09%	53%	14,68%	8%	6,01%	9%	8,53%	16%	9,67%	100%	87	4
	3 Norden utom Sverige	17%	8,68%	38%	9,93%	9%	5,71%	4%	3,98%	31%	8,20%	100%	180	20
	4 Övriga världen	17%	7,21%	51%	9,62%	15%	6,71%	6%	4,65%	12%	6,13%	100%	164	11
<b>UTBILDNING</b>	1 Grundskola	14%	4,55%	39%	6,45%	6%	2,76%	7%	4,00%	34%	5,50%	100%	526	68
	2 Gymnasieexamen	18%	4,28%	39%	4,77%	13%	3,28%	8%	2,70%	23%	4,01%	100%	802	26
	3 Annan eftergymnasial utbildning	19%	6,19%	42%	7,30%	8%	4,40%	9%	3,74%	22%	5,15%	100%	378	19
	4 Kortare studier vid högskola/universitet	13%	5,80%	51%	9,11%	10%	4,31%	10%	5,02%	16%	6,84%	100%	239	6
	5 Examen från högskola/universitet (kand/mag/master/forskarexamen)	19%	4,58%	47%	5,64%	15%	4,21%	6%	2,41%	12%	3,23%	100%	591	20

F32C ... turtäthet?														
		1 Mycket bra		2 Ganska bra		3 Ganska dåligt		4 Mycket dåligt		5 Ingen uppfattning		Samtliga	Antal svar (oviktad)	Antal ej svar (oviktad)
		Procent	Fel +/-	Procent	Fel +/-	Procent	Fel +/-	Procent	Fel +/-	Procent	Fel +/-	Procent		
<b>Totalt</b>		18%	2,29%	37%	2,76%	13%	1,76%	11%	1,63%	22%	2,18%	100%	2592	143
<b>KÖN</b>	1 Kvinna	21%	3,41%	35%	3,79%	13%	2,40%	12%	2,37%	19%	2,64%	100%	1391	86
	2 Man	14%	3,02%	38%	4,01%	12%	2,57%	10%	2,25%	25%	3,41%	100%	1201	57
<b>ÅLDER</b>	1 18-24	13%	7,78%	42%	11,04%	10%	5,95%	13%	7,37%	21%	9,54%	100%	112	2
	2 25-34	20%	7,59%	37%	8,54%	16%	6,08%	10%	4,58%	17%	6,27%	100%	198	6
	3 35-44	12%	5,23%	44%	7,43%	16%	4,80%	13%	4,79%	15%	4,96%	100%	267	9
	4 45-54	17%	4,98%	35%	6,08%	16%	4,37%	11%	3,66%	20%	4,88%	100%	424	7
	5 55-64	16%	4,36%	36%	5,27%	10%	2,78%	13%	3,36%	26%	4,44%	100%	576	14
	6 65-74	23%	4,85%	30%	4,73%	9%	2,43%	8%	2,55%	30%	4,35%	100%	666	48
	7 75-84	22%	6,59%	33%	6,95%	7%	3,62%	5%	2,46%	33%	6,08%	100%	349	57
<b>KOMMUN</b>	1 Arboga	4%	2,97%	31%	8,30%	12%	6,01%	17%	8,46%	36%	8,52%	100%	194	15
	2 Fagersta	3%	2,60%	22%	6,80%	21%	6,30%	18%	6,45%	36%	7,49%	100%	204	3
	3 Hallstahammar	24%	6,76%	42%	8,54%	14%	5,73%	3%	2,54%	18%	5,96%	100%	210	18
	4 Kungsör	6%	3,59%	26%	6,02%	27%	6,66%	18%	5,82%	23%	5,63%	100%	230	13
	5 Köping	4%	2,46%	26%	6,65%	14%	5,29%	13%	5,28%	42%	7,03%	100%	266	18
	6 Norberg	5%	4,16%	20%	7,22%	18%	6,17%	26%	8,38%	31%	7,04%	100%	203	12
	7 Sala	4%	2,87%	29%	6,06%	20%	5,28%	19%	5,11%	27%	5,26%	100%	301	15
	8 Skinnkatteberg	3%	2,17%	17%	5,39%	14%	5,55%	31%	7,81%	35%	8,61%	100%	211	11
	9 Surahammar	9%	7,40%	37%	7,66%	18%	5,95%	11%	4,62%	25%	8,01%	100%	210	14
	10 Västerås	26%	3,85%	43%	4,44%	9%	2,65%	7%	2,35%	15%	3,28%	100%	563	24
<b>BOENDEORT</b>	1 I kommunens centralort	19%	2,89%	39%	3,56%	12%	2,22%	7%	1,65%	23%	2,82%	100%	1524	76
	2 I annan tätort i kommunen	20%	7,97%	38%	8,34%	13%	6,14%	9%	4,85%	19%	6,54%	100%	287	10
	3 Utanför tätort	8%	3,71%	24%	5,49%	15%	3,90%	30%	5,47%	22%	4,34%	100%	618	42
<b>FÖDELSELAND</b>	1 Sverige	18%	2,55%	35%	3,01%	12%	1,87%	12%	1,90%	22%	2,36%	100%	2169	100
	2 Europa Utom Norden	11%	10,25%	49%	15,00%	10%	7,80%	6%	6,89%	23%	12,50%	100%	85	6
	3 Norden utom Sverige	19%	8,89%	36%	9,90%	8%	5,21%	8%	4,38%	30%	8,31%	100%	179	21
	4 Övriga världen	15%	7,29%	45%	9,72%	15%	7,50%	5%	3,48%	20%	7,85%	100%	159	16
<b>UTBILDNING</b>	1 Grundskola	13%	4,72%	35%	6,24%	9%	3,20%	9%	3,64%	34%	5,78%	100%	530	64
	2 Gymnasieexamen	18%	4,21%	34%	4,77%	12%	2,95%	12%	3,07%	23%	4,10%	100%	801	27
	3 Annan eftergymnasial utbildning	21%	6,65%	30%	6,79%	12%	4,67%	10%	3,80%	26%	6,03%	100%	380	17
	4 Kortare studier vid högskola/universitet	17%	6,84%	35%	8,88%	18%	7,07%	11%	4,58%	19%	7,05%	100%	242	3
	5 Examen från högskola/universitet (kand/mag/master/forskarexamen)	18%	4,45%	44%	5,67%	12%	3,51%	12%	3,45%	14%	3,48%	100%	591	20

F32D ... information?														
		1 Mycket bra		2 Ganska bra		3 Ganska dåligt		4 Mycket dåligt		5 Ingen uppfattning		Samtliga	Antal svar (oviktad)	Antal ej svar (oviktad)
		Procent	Fel +/-	Procent	Fel +/-	Procent	Fel +/-	Procent	Fel +/-	Procent	Fel +/-	Procent		
<b>Totalt</b>		14%	2,17%	36%	2,76%	16%	2,06%	8%	1,46%	26%	2,26%	100%	2576	159
<b>KÖN</b>	1 Kvinna	17%	3,27%	37%	3,82%	15%	2,66%	8%	1,84%	23%	2,91%	100%	1385	92
	2 Man	11%	2,82%	35%	3,96%	17%	3,11%	9%	2,25%	28%	3,44%	100%	1191	67
<b>ÅLDER</b>	1 18-24	19%	8,70%	40%	11,03%	20%	8,47%	9%	6,56%	12%	7,52%	100%	112	2
	2 25-34	18%	7,22%	38%	8,53%	18%	6,79%	7%	3,80%	19%	6,57%	100%	198	6
	3 35-44	13%	5,24%	41%	7,36%	17%	5,25%	5%	2,76%	24%	6,16%	100%	267	9
	4 45-54	15%	4,85%	32%	5,80%	19%	4,78%	12%	4,19%	22%	4,98%	100%	425	6
	5 55-64	10%	3,64%	38%	5,35%	14%	3,57%	10%	3,01%	28%	4,49%	100%	575	15
	6 65-74	14%	4,15%	30%	4,91%	12%	2,98%	8%	2,44%	37%	4,74%	100%	656	58
	7 75-84	5%	3,41%	34%	7,30%	10%	3,97%	8%	3,50%	43%	6,94%	100%	343	63
<b>KOMMUN</b>	1 Arboga	3%	2,44%	31%	8,77%	14%	5,54%	17%	7,85%	35%	8,71%	100%	192	17
	2 Fagersta	9%	4,81%	18%	6,35%	20%	6,54%	15%	5,79%	39%	7,61%	100%	201	6
	3 Hallstahammar	13%	6,34%	43%	8,50%	18%	5,86%	2%	2,17%	24%	6,62%	100%	207	21
	4 Kungsör	6%	3,12%	31%	6,92%	21%	6,10%	12%	4,91%	30%	6,13%	100%	228	15
	5 Köping	9%	5,05%	23%	6,33%	15%	4,99%	11%	4,86%	43%	6,99%	100%	267	17
	6 Norberg	10%	7,09%	22%	7,74%	19%	6,80%	9%	3,92%	40%	7,94%	100%	203	12
	7 Sala	3%	2,55%	33%	6,28%	20%	5,25%	12%	4,06%	33%	5,73%	100%	299	17
	8 Skinnskatteberg	2%	1,69%	17%	5,35%	19%	6,31%	19%	6,63%	43%	8,66%	100%	211	11
	9 Surahammar	4%	2,51%	34%	8,39%	21%	6,14%	11%	4,64%	30%	8,28%	100%	209	15
	10 Västerås	20%	3,60%	42%	4,43%	14%	3,30%	6%	2,13%	18%	3,39%	100%	559	28
<b>BOENDEORT</b>	1 I kommunens centralort	16%	2,81%	38%	3,53%	16%	2,58%	6%	1,65%	24%	2,85%	100%	1512	88
	2 I annan tätort i kommunen	17%	7,46%	36%	8,52%	17%	7,04%	7%	4,13%	24%	6,67%	100%	285	12
	3 Utanför tätort	8%	4,03%	30%	5,70%	14%	3,98%	18%	4,57%	29%	4,84%	100%	619	41
<b>FÖDELSELAND</b>	1 Sverige	12%	2,26%	35%	3,02%	17%	2,33%	9%	1,64%	27%	2,52%	100%	2152	117
	2 Europa Utom Norden	20%	13,39%	43%	14,76%	8%	6,23%	11%	8,14%	19%	10,38%	100%	87	4
	3 Norden utom Sverige	13%	7,89%	27%	9,32%	16%	8,19%	9%	4,87%	35%	8,85%	100%	178	22
	4 Övriga världen	25%	8,65%	43%	9,62%	11%	6,19%	5%	4,23%	17%	7,30%	100%	159	16
<b>UTBILDNING</b>	1 Grundskola	9%	3,82%	33%	6,49%	13%	4,53%	9%	3,55%	36%	5,71%	100%	523	71
	2 Gymnasieexamen	15%	4,07%	36%	4,85%	15%	3,25%	9%	2,76%	26%	4,10%	100%	798	30
	3 Annan eftergymnasial utbildning	15%	5,75%	29%	6,64%	19%	6,47%	9%	3,70%	28%	6,00%	100%	376	21
	4 Kortare studier vid högskola/universitet	9%	5,31%	41%	9,18%	17%	6,64%	14%	5,65%	19%	6,95%	100%	240	5
	5 Examen från högskola/universitet (kand/mag/master/forskarexamen)	17%	4,61%	39%	5,53%	17%	4,21%	6%	2,48%	21%	4,24%	100%	593	18

F32E ... biljettpris?														
		1 Mycket bra		2 Ganska bra		3 Ganska dåligt		4 Mycket dåligt		5 Ingen uppfattning		Samtliga	Antal svar (oviktad)	Antal ej svar (oviktad)
		Procent	Fel +/-	Procent	Fel +/-	Procent	Fel +/-	Procent	Fel +/-	Procent	Fel +/-	Procent		
<b>Totalt</b>		9%	1,54%	27%	2,54%	25%	2,55%	16%	2,14%	24%	2,12%	100%	2591	144
<b>KÖN</b>	1 Kvinna	10%	2,36%	27%	3,47%	28%	3,64%	14%	2,68%	21%	2,72%	100%	1393	84
	2 Man	7%	1,98%	26%	3,70%	22%	3,55%	18%	3,30%	26%	3,23%	100%	1198	60
<b>ÅLDER</b>	1 18-24	6%	4,95%	38%	10,84%	31%	10,35%	19%	8,89%	5%	4,29%	100%	113	1
	2 25-34	5%	3,57%	19%	6,92%	32%	8,39%	27%	7,68%	17%	6,26%	100%	198	6
	3 35-44	7%	3,91%	27%	6,87%	30%	6,79%	15%	5,10%	20%	5,73%	100%	266	10
	4 45-54	9%	3,86%	25%	5,51%	27%	5,54%	17%	4,45%	23%	5,10%	100%	425	6
	5 55-64	5%	2,05%	28%	5,03%	23%	4,67%	14%	3,72%	30%	4,63%	100%	578	12
	6 65-74	17%	4,45%	26%	4,76%	16%	3,69%	8%	2,47%	33%	4,38%	100%	662	52
	7 75-84	16%	5,84%	31%	7,05%	9%	3,93%	5%	2,72%	40%	6,56%	100%	349	57
<b>KOMMUN</b>	1 Arboga	2%	2,05%	25%	8,26%	22%	8,05%	15%	6,76%	36%	8,57%	100%	193	16
	2 Fagersta	14%	5,88%	13%	4,98%	17%	6,07%	15%	6,13%	42%	7,73%	100%	203	4
	3 Hallstahammar	9%	3,94%	23%	7,25%	27%	8,30%	17%	6,55%	24%	6,46%	100%	214	14
	4 Kungsör	2%	1,47%	23%	6,16%	26%	6,26%	20%	6,43%	29%	6,02%	100%	230	13
	5 Köping	3%	2,16%	17%	5,81%	22%	6,54%	15%	5,06%	43%	6,99%	100%	269	15
	6 Norberg	1%	2,65%	20%	7,66%	26%	8,29%	12%	5,16%	41%	7,91%	100%	204	11
	7 Sala	13%	4,61%	19%	5,44%	20%	5,21%	14%	4,65%	33%	5,82%	100%	296	20
	8 Skinnkatteberg	1%	0,85%	13%	4,94%	15%	5,21%	22%	7,16%	49%	8,58%	100%	209	13
	9 Surahammar	1%	1,26%	21%	8,07%	26%	6,62%	23%	6,55%	30%	8,15%	100%	209	15
	10 Västerås	11%	2,54%	32%	4,14%	27%	4,11%	15%	3,46%	14%	3,02%	100%	564	23
<b>BOENDEORT</b>	1 I kommunens centralort	10%	2,07%	28%	3,24%	27%	3,30%	15%	2,63%	21%	2,57%	100%	1523	77
	2 I annan tätort i kommunen	8%	3,78%	23%	7,56%	30%	8,45%	15%	6,62%	25%	6,91%	100%	287	10
	3 Utanför tätort	7%	2,92%	22%	5,40%	18%	4,52%	20%	5,13%	33%	5,09%	100%	618	42
<b>FÖDELSELAND</b>	1 Sverige	8%	1,61%	27%	2,80%	24%	2,78%	15%	2,36%	25%	2,37%	100%	2165	104
	2 Europa Utom Norden	9%	9,60%	21%	11,15%	42%	15,31%	12%	7,44%	16%	10,01%	100%	86	5
	3 Norden utom Sverige	14%	8,36%	20%	8,40%	21%	8,95%	7%	4,71%	38%	9,06%	100%	177	23
	4 Övriga världen	11%	5,83%	29%	8,99%	26%	8,34%	22%	7,99%	13%	6,27%	100%	163	12
<b>UTBILDNING</b>	1 Grundskola	9%	3,64%	24%	5,81%	16%	4,67%	16%	5,54%	35%	5,48%	100%	532	62
	2 Gymnasieexamen	9%	2,83%	26%	4,50%	25%	4,50%	14%	3,56%	26%	4,02%	100%	798	30
	3 Annan eftergymnasial utbildning	9%	4,11%	27%	7,05%	22%	6,04%	17%	6,09%	25%	5,22%	100%	377	20
	4 Kortare studier vid högskola/universitet	10%	4,75%	24%	7,74%	28%	8,56%	18%	7,03%	21%	7,02%	100%	239	6
	5 Examen från högskola/universitet (kand/mag/master/forskarexamen)	8%	3,03%	30%	5,12%	31%	5,40%	15%	4,14%	16%	3,67%	100%	595	16

F32F ... betalningsformer?														
		1 Mycket bra		2 Ganska bra		3 Ganska dåligt		4 Mycket dåligt		5 Ingen uppfattning		Samtliga	Antal svar (oviktad)	Antal ej svar (oviktad)
		Procent	Fel +/-	Procent	Fel +/-	Procent	Fel +/-	Procent	Fel +/-	Procent	Fel +/-	Procent		
<b>Totalt</b>		31%	2,76%	33%	2,64%	6%	1,27%	5%	1,21%	26%	2,17%	100%	2603	132
<b>KÖN</b>	1 Kvinna	36%	3,91%	34%	3,64%	5%	1,46%	3%	1,17%	22%	2,66%	100%	1402	75
	2 Man	25%	3,84%	32%	3,81%	7%	2,05%	6%	2,08%	29%	3,38%	100%	1201	57
<b>ÅLDER</b>	1 18-24	48%	11,08%	34%	10,44%	4%	3,89%	6%	6,35%	8%	6,41%	100%	113	1
	2 25-34	47%	8,76%	27%	7,77%	8%	4,41%	4%	3,49%	14%	5,39%	100%	199	5
	3 35-44	31%	6,88%	37%	7,14%	5%	3,05%	2%	1,87%	24%	6,23%	100%	270	6
	4 45-54	29%	5,81%	35%	5,97%	7%	3,01%	4%	2,88%	26%	5,07%	100%	427	4
	5 55-64	19%	4,55%	36%	5,25%	7%	2,45%	6%	2,43%	33%	4,75%	100%	578	12
	6 65-74	22%	4,74%	30%	4,84%	5%	2,12%	6%	2,18%	36%	4,56%	100%	669	45
	7 75-84	18%	6,20%	32%	6,81%	5%	3,47%	4%	2,30%	41%	6,74%	100%	347	59
<b>KOMMUN</b>	1 Arboga	18%	7,73%	37%	8,88%	4%	2,64%	7%	5,26%	34%	8,47%	100%	195	14
	2 Fagersta	23%	7,26%	17%	5,93%	6%	4,11%	5%	2,89%	49%	7,95%	100%	203	4
	3 Hallstahammar	26%	8,08%	36%	8,37%	8%	4,56%	3%	2,22%	27%	6,81%	100%	213	15
	4 Kungsör	21%	6,17%	34%	6,90%	7%	3,69%	5%	3,20%	34%	6,36%	100%	232	11
	5 Köping	17%	6,18%	30%	6,85%	6%	3,32%	7%	3,38%	40%	6,77%	100%	271	13
	6 Norberg	14%	6,63%	36%	8,74%	5%	3,48%	3%	2,17%	42%	8,16%	100%	202	13
	7 Sala	23%	6,16%	25%	5,51%	9%	3,75%	4%	2,04%	39%	6,09%	100%	298	18
	8 Skinnskatteberg	11%	4,95%	29%	7,38%	5%	2,91%	3%	2,18%	53%	8,38%	100%	212	10
	9 Surahammar	23%	8,31%	36%	7,52%	8%	3,85%	4%	2,64%	29%	8,09%	100%	211	13
	10 Västerås	39%	4,43%	35%	4,24%	5%	1,99%	4%	1,96%	16%	3,11%	100%	566	21
<b>BOENDEORT</b>	1 I kommunens centralort	33%	3,53%	35%	3,40%	6%	1,63%	4%	1,28%	22%	2,64%	100%	1528	72
	2 I annan tätort i kommunen	36%	8,97%	32%	7,96%	6%	3,61%	5%	4,04%	21%	6,19%	100%	289	8
	3 Utanför tätort	23%	5,50%	28%	5,54%	5%	2,62%	6%	2,89%	38%	5,35%	100%	622	38
<b>FÖDELSELAND</b>	1 Sverige	30%	3,04%	32%	2,86%	6%	1,37%	5%	1,40%	27%	2,46%	100%	2169	100
	2 Europa Utom Norden	30%	14,25%	37%	14,31%	9%	7,80%	3%	2,78%	21%	11,26%	100%	88	3
	3 Norden utom Sverige	15%	7,72%	33%	9,76%	9%	6,17%	7%	6,34%	36%	8,77%	100%	179	21
	4 Övriga världen	45%	9,52%	36%	9,35%	5%	4,19%	3%	2,92%	11%	5,16%	100%	167	8
<b>UTBILDNING</b>	1 Grundskola	24%	6,01%	30%	6,15%	4%	2,39%	7%	3,63%	35%	5,37%	100%	533	61
	2 Gymnasieexamen	28%	4,81%	34%	4,64%	6%	2,47%	4%	2,39%	28%	4,09%	100%	800	28
	3 Annan eftergymnasial utbildning	25%	6,77%	33%	7,14%	9%	4,40%	4%	2,58%	29%	5,66%	100%	382	15
	4 Kortare studier vid högskola/universitet	40%	9,28%	29%	7,78%	5%	3,24%	5%	3,39%	21%	7,10%	100%	242	3
	5 Examen från högskola/universitet (kand/mag/master/forskarexamen)	38%	5,62%	34%	5,32%	6%	2,30%	4%	2,09%	18%	3,93%	100%	597	14

F32G ... trygghet?														
		1 Mycket bra		2 Ganska bra		3 Ganska dåligt		4 Mycket dåligt		5 Ingen uppfattning		Samtliga	Antal svar (oviktad)	Antal ej svar (oviktad)
		Procent	Fel +/-	Procent	Fel +/-	Procent	Fel +/-	Procent	Fel +/-	Procent	Fel +/-	Procent		
<b>Totalt</b>		20%	2,37%	43%	2,79%	10%	1,70%	4%	1,19%	23%	2,14%	100%	2586	149
<b>KÖN</b>	1 Kvinna	22%	3,29%	43%	3,85%	11%	2,57%	3%	1,17%	21%	2,75%	100%	1391	86
	2 Man	19%	3,41%	43%	4,04%	8%	2,22%	5%	2,03%	25%	3,25%	100%	1195	63
<b>ÅLDER</b>	1 18-24	31%	10,55%	40%	10,78%	13%	7,19%	4%	4,61%	12%	7,84%	100%	112	2
	2 25-34	21%	7,15%	44%	8,74%	13%	5,69%	7%	4,58%	14%	5,69%	100%	199	5
	3 35-44	18%	5,79%	47%	7,39%	12%	4,65%	4%	2,87%	19%	5,57%	100%	267	9
	4 45-54	22%	5,27%	43%	6,21%	9%	3,26%	3%	2,30%	23%	5,12%	100%	425	6
	5 55-64	15%	4,13%	41%	5,31%	10%	3,50%	3%	1,85%	31%	4,68%	100%	573	17
	6 65-74	18%	4,38%	41%	5,07%	6%	2,55%	3%	1,77%	32%	4,38%	100%	662	52
	7 75-84	17%	5,78%	47%	7,17%	2%	1,89%	2%	1,30%	32%	6,05%	100%	348	58
<b>KOMMUN</b>	1 Arboga	13%	6,37%	35%	8,53%	12%	6,71%	5%	4,99%	35%	8,65%	100%	194	15
	2 Fagersta	17%	6,43%	35%	7,73%	5%	3,48%	2%	1,89%	40%	7,71%	100%	202	5
	3 Hallstahammar	20%	6,81%	46%	8,34%	11%	5,78%	4%	4,18%	20%	6,22%	100%	211	17
	4 Kungsör	16%	5,57%	41%	7,14%	9%	4,32%	4%	3,64%	29%	6,11%	100%	227	16
	5 Köping	13%	5,68%	36%	7,14%	7%	4,06%	6%	3,70%	39%	6,68%	100%	265	19
	6 Norberg	11%	5,40%	36%	8,76%	13%	6,35%	3%	2,11%	37%	7,66%	100%	203	12
	7 Sala	15%	5,21%	44%	6,41%	9%	3,85%	4%	2,10%	29%	5,37%	100%	300	16
	8 Skinnkatteberg	11%	4,42%	29%	7,26%	9%	5,23%	1%	1,17%	50%	8,56%	100%	209	13
	9 Surahammar	14%	7,84%	41%	7,95%	12%	4,90%	4%	2,62%	29%	8,10%	100%	211	13
	10 Västerås	24%	3,85%	47%	4,48%	10%	2,71%	4%	1,88%	15%	3,17%	100%	564	23
<b>BOENDEORT</b>	1 I kommunens centralort	21%	3,04%	45%	3,56%	10%	2,25%	3%	1,47%	21%	2,59%	100%	1518	82
	2 I annan tätort i kommunen	19%	6,87%	48%	8,81%	8%	3,40%	3%	3,20%	22%	7,08%	100%	288	9
	3 Utanför tätort	17%	5,01%	36%	5,83%	10%	3,46%	6%	2,86%	32%	4,99%	100%	617	43
<b>FÖDELSELAND</b>	1 Sverige	19%	2,56%	43%	3,05%	9%	1,83%	4%	1,37%	25%	2,43%	100%	2161	108
	2 Europa Utom Norden	17%	11,74%	52%	14,80%	10%	9,92%	4%	5,90%	17%	10,03%	100%	87	4
	3 Norden utom Sverige	19%	8,60%	35%	9,58%	11%	7,84%	4%	3,97%	32%	8,28%	100%	178	22
	4 Övriga världen	31%	8,95%	47%	9,77%	10%	6,01%	2%	2,65%	9%	5,18%	100%	160	15
<b>UTBILDNING</b>	1 Grundskola	18%	4,99%	41%	6,48%	6%	3,32%	4%	2,56%	31%	5,11%	100%	532	62
	2 Gymnasieexamen	18%	4,21%	41%	4,85%	10%	3,00%	5%	2,43%	26%	4,22%	100%	797	31
	3 Annan eftergymnasial utbildning	19%	6,28%	40%	7,31%	12%	4,87%	4%	3,01%	25%	5,31%	100%	377	20
	4 Kortare studier vid högskola/universitet	26%	8,42%	42%	8,95%	7%	4,12%	4%	3,53%	22%	7,36%	100%	238	7
	5 Examen från högskola/universitet (kand/mag/master/forskarexamen)	23%	4,73%	47%	5,63%	11%	3,66%	4%	2,21%	16%	3,61%	100%	594	17

F33A ... tillgängligheten förbättrades?													
		1 Ja, absolut		2 Ja, troligen		3 Nej		4 Vet inte		Samtliga		Antal svar (oviktad)	Antal ej svar (oviktad)
		Procent	Fel +/-	Procent	Fel +/-	Procent	Fel +/-	Procent	Fel +/-	Procent			
<b>Totalt</b>		21%	2,40%	25%	2,35%	39%	2,72%	15%	1,89%	100%		2619	116
<b>KÖN</b>	1 Kvinna	26%	3,47%	25%	3,28%	36%	3,68%	14%	2,43%	100%		1402	75
	2 Man	17%	3,28%	25%	3,36%	42%	3,99%	16%	2,88%	100%		1217	41
<b>ÅLDER</b>	1 18-24	39%	10,99%	26%	9,69%	24%	9,62%	11%	7,21%	100%		110	4
	2 25-34	28%	7,72%	22%	7,15%	38%	8,54%	12%	5,72%	100%		200	4
	3 35-44	21%	6,00%	24%	6,01%	45%	7,36%	10%	4,32%	100%		270	6
	4 45-54	18%	4,64%	27%	5,54%	39%	6,08%	16%	4,85%	100%		422	9
	5 55-64	18%	4,12%	24%	4,47%	46%	5,37%	12%	3,00%	100%		578	12
	6 65-74	16%	3,86%	27%	4,34%	38%	4,96%	19%	3,79%	100%		674	40
	7 75-84	12%	4,59%	22%	5,63%	38%	6,89%	28%	6,04%	100%		365	41
<b>KOMMUN</b>	1 Arboga	34%	9,59%	26%	8,05%	27%	7,09%	14%	5,66%	100%		194	15
	2 Fagersta	21%	6,93%	32%	7,35%	30%	7,16%	17%	5,64%	100%		205	2
	3 Hallstahammar	18%	6,72%	23%	6,67%	46%	8,38%	12%	4,46%	100%		215	13
	4 Kungsör	23%	6,37%	26%	6,18%	35%	6,80%	16%	4,57%	100%		235	8
	5 Köping	17%	5,93%	27%	6,31%	36%	6,90%	20%	5,30%	100%		272	12
	6 Norberg	18%	6,98%	32%	7,65%	31%	7,82%	20%	6,62%	100%		208	7
	7 Sala	21%	5,62%	31%	5,77%	32%	5,95%	17%	4,51%	100%		303	13
	8 Skinnskatteberg	19%	6,09%	23%	6,73%	38%	8,45%	20%	7,46%	100%		209	13
	9 Surahammar	20%	8,21%	29%	7,05%	38%	8,42%	13%	4,62%	100%		209	15
	10 Västerås	22%	3,80%	22%	3,72%	43%	4,39%	13%	3,04%	100%		569	18
<b>BOENDEORT</b>	1 I kommunens centralort	20%	2,95%	23%	2,93%	43%	3,53%	14%	2,38%	100%		1533	67
	2 I annan tätort i kommunen	24%	7,98%	27%	7,78%	31%	7,95%	18%	6,43%	100%		288	9
	3 Utanför tätort	29%	5,78%	33%	5,42%	25%	4,72%	13%	3,49%	100%		632	28
<b>FÖDELSELAND</b>	1 Sverige	19%	2,55%	24%	2,52%	43%	3,04%	14%	2,01%	100%		2192	77
	2 Europa Utom Norden	28%	12,82%	22%	12,47%	39%	14,68%	10%	7,38%	100%		89	2
	3 Norden utom Sverige	19%	8,02%	28%	9,03%	35%	9,92%	18%	6,20%	100%		178	22
	4 Övriga världen	42%	9,38%	28%	8,94%	11%	5,88%	19%	8,09%	100%		160	15
<b>UTBILDNING</b>	1 Grundskola	21%	5,64%	23%	4,90%	31%	5,78%	25%	5,24%	100%		542	52
	2 Gymnasieexamen	19%	4,00%	22%	4,10%	42%	4,91%	17%	3,60%	100%		805	23
	3 Annan eftergymnasial utbildning	20%	6,37%	23%	5,55%	41%	7,13%	16%	5,14%	100%		386	11
	4 Kortare studier vid högskola/universitet	27%	7,95%	23%	7,47%	39%	9,08%	11%	5,33%	100%		240	5
	5 Examen från högskola/universitet (kand/mag/master/forskarexamen)	22%	4,93%	30%	5,07%	40%	5,45%	8%	3,14%	100%		596	15



F33B ... restiden förkortades?													
		1 Ja, absolut		2 Ja, troligen		3 Nej		4 Vet inte		Samtliga		Antal svar (oviktad)	Antal ej svar (oviktad)
		Procent	Fel +/-	Procent	Fel +/-	Procent	Fel +/-	Procent	Fel +/-	Procent			
Totalt		19%	2,32%	24%	2,50%	40%	2,73%	17%	1,93%	100%		2564	171
KÖN													
1 Kvinna		21%	3,25%	25%	3,40%	38%	3,74%	17%	2,59%	100%		1379	98
2 Man		17%	3,30%	24%	3,66%	41%	3,98%	18%	2,85%	100%		1185	73
ÅLDER													
1 18-24		38%	10,83%	32%	10,80%	25%	9,70%	5%	3,74%	100%		110	4
2 25-34		23%	7,24%	27%	7,83%	37%	8,51%	13%	5,83%	100%		198	6
3 35-44		20%	5,84%	26%	6,63%	38%	7,16%	15%	5,17%	100%		268	8
4 45-54		19%	4,94%	23%	5,23%	41%	6,12%	17%	4,90%	100%		421	10
5 55-64		17%	4,06%	22%	4,44%	48%	5,38%	14%	3,19%	100%		575	15
6 65-74		9%	2,97%	22%	4,23%	46%	5,15%	24%	4,15%	100%		652	62
7 75-84		5%	3,09%	17%	5,68%	40%	7,12%	38%	6,81%	100%		340	66
KOMMUN													
1 Arboga		25%	9,46%	23%	7,28%	29%	8,13%	23%	7,33%	100%		189	20
2 Fagersta		20%	6,69%	20%	6,34%	37%	7,59%	24%	6,53%	100%		205	2
3 Hallstahammar		13%	5,83%	19%	6,99%	52%	8,43%	16%	5,05%	100%		209	19
4 Kungsör		20%	6,28%	26%	6,33%	37%	6,84%	18%	4,92%	100%		230	13
5 Köping		14%	5,34%	26%	6,97%	37%	6,97%	23%	5,40%	100%		263	21
6 Norberg		14%	6,91%	25%	7,51%	34%	7,97%	26%	7,36%	100%		201	14
7 Sala		22%	6,01%	21%	5,02%	37%	6,19%	20%	4,94%	100%		295	21
8 Skinnskatteberg		17%	7,57%	22%	6,49%	37%	7,81%	24%	7,75%	100%		210	12
9 Surahammar		17%	8,31%	22%	6,45%	42%	8,64%	19%	5,90%	100%		201	23
10 Västerås		19%	3,67%	26%	4,03%	41%	4,38%	14%	3,00%	100%		561	26
BOENDEORT													
1 I kommunens centralort		19%	2,86%	23%	3,17%	43%	3,52%	15%	2,37%	100%		1510	90
2 I annan tätort i kommunen		19%	7,96%	27%	7,84%	33%	8,00%	21%	6,81%	100%		281	16
3 Utanför tätort		20%	5,37%	30%	5,67%	32%	5,29%	18%	3,89%	100%		612	48
FÖDELSELAND													
1 Sverige		15%	2,34%	24%	2,74%	44%	3,05%	18%	2,15%	100%		2147	122
2 Europa Utom Norden		27%	12,55%	32%	14,44%	31%	13,75%	10%	7,27%	100%		89	2
3 Norden utom Sverige		11%	6,20%	21%	8,15%	41%	10,40%	27%	8,36%	100%		169	31
4 Övriga världen		48%	9,72%	25%	8,48%	14%	6,92%	13%	6,41%	100%		159	16
UTBILDNING													
1 Grundskola		21%	5,88%	18%	4,98%	32%	5,84%	29%	5,39%	100%		518	76
2 Gymnasieexamen		18%	4,12%	22%	4,28%	41%	4,89%	18%	3,59%	100%		796	32
3 Annan eftergymnasial utbildning		17%	5,92%	20%	5,86%	44%	7,24%	20%	5,21%	100%		379	18
4 Kortare studier vid högskola/universitet		22%	8,03%	26%	8,06%	38%	8,99%	13%	5,86%	100%		233	12
5 Examen från högskola/universitet (kand/mag/master/forskarexamen)		17%	4,35%	32%	5,42%	41%	5,48%	9%	3,16%	100%		590	21

F33C ... turtätheten ökade?												
		1 Ja, absolut		2 Ja, troligen		3 Nej		4 Vet inte		Samtliga	Antal svar (oviktad)	Antal ej svar (oviktad)
		Procent	Fel +/-	Procent	Fel +/-	Procent	Fel +/-	Procent	Fel +/-	Procent		
Totalt		18%	2,28%	26%	2,50%	39%	2,73%	17%	2,00%	100%	2570	165
KÖN												
1 Kvinna		21%	3,20%	27%	3,48%	37%	3,73%	16%	2,60%	100%	1380	97
2 Man		16%	3,26%	26%	3,59%	40%	3,98%	18%	3,02%	100%	1190	68
ÅLDER												
1 18-24		32%	10,52%	29%	10,13%	22%	9,39%	18%	8,37%	100%	110	4
2 25-34		25%	7,43%	31%	8,02%	31%	8,20%	13%	5,87%	100%	200	4
3 35-44		20%	5,90%	25%	6,20%	43%	7,38%	13%	4,67%	100%	266	10
4 45-54		16%	4,46%	31%	5,79%	38%	6,12%	14%	4,50%	100%	420	11
5 55-64		15%	3,81%	23%	4,42%	49%	5,40%	13%	3,17%	100%	572	18
6 65-74		10%	3,12%	23%	4,15%	44%	5,15%	23%	4,12%	100%	656	58
7 75-84		8%	3,41%	21%	5,97%	39%	7,06%	33%	6,53%	100%	346	60
KOMMUN												
1 Arboga		27%	9,32%	28%	8,29%	23%	6,69%	23%	7,38%	100%	192	17
2 Fagersta		20%	6,61%	29%	7,44%	28%	6,95%	23%	6,37%	100%	204	3
3 Hallstahammar		11%	4,61%	31%	8,72%	43%	8,26%	15%	4,96%	100%	209	19
4 Kungsör		19%	5,86%	28%	6,55%	37%	7,02%	16%	4,64%	100%	228	15
5 Köping		13%	4,63%	29%	6,99%	31%	6,46%	27%	6,48%	100%	265	19
6 Norberg		23%	7,83%	31%	8,10%	28%	7,13%	19%	6,04%	100%	205	10
7 Sala		24%	5,93%	25%	5,51%	31%	5,98%	20%	4,89%	100%	295	21
8 Skinnskatteberg		18%	6,44%	24%	6,69%	33%	8,29%	24%	7,75%	100%	208	14
9 Surahammar		19%	8,21%	26%	6,95%	40%	8,53%	14%	4,99%	100%	205	19
10 Västerås		18%	3,65%	25%	3,95%	43%	4,43%	14%	3,09%	100%	559	28
BOENDEORT												
1 I kommunens centralort		16%	2,70%	24%	3,10%	43%	3,54%	17%	2,58%	100%	1512	88
2 I annan tätort i kommunen		23%	8,41%	26%	7,90%	31%	7,69%	20%	6,65%	100%	280	17
3 Utanför tätort		25%	5,53%	35%	5,78%	26%	4,75%	14%	3,67%	100%	616	44
FÖDELSELAND												
1 Sverige		16%	2,40%	26%	2,72%	41%	3,03%	16%	2,14%	100%	2155	114
2 Europa Utom Norden		20%	9,92%	32%	14,26%	38%	14,81%	11%	7,50%	100%	88	3
3 Norden utom Sverige		13%	6,39%	23%	8,60%	40%	10,42%	24%	7,35%	100%	173	27
4 Övriga världen		36%	9,57%	27%	8,72%	17%	6,77%	20%	8,23%	100%	154	21
UTBILDNING												
1 Grundskola		17%	5,41%	19%	4,76%	34%	6,01%	30%	5,71%	100%	519	75
2 Gymnasieexamen		16%	3,83%	27%	4,49%	39%	4,85%	18%	3,73%	100%	798	30
3 Annan eftergymnasial utbildning		20%	6,39%	21%	5,56%	41%	7,13%	18%	5,61%	100%	379	18
4 Kortare studier vid högskola/universitet		23%	7,69%	28%	8,50%	36%	8,88%	13%	5,92%	100%	234	11
5 Examen från högskola/universitet (kand/mag/master/forskarexamen)		20%	4,60%	30%	5,19%	41%	5,50%	9%	3,11%	100%	593	18

F33D ... informationen blev bättre?													
		1 Ja, absolut		2 Ja, troligen		3 Nej		4 Vet inte		Samtliga		Antal svar (oviktad)	Antal ej svar (oviktad)
		Procent	Fel +/-	Procent	Fel +/-	Procent	Fel +/-	Procent	Fel +/-	Procent			
<b>Totalt</b>		12%	1,93%	21%	2,36%	46%	2,81%	20%	2,11%	100%		2566	169
<b>KÖN</b>	1 Kvinna	13%	2,68%	21%	3,17%	44%	3,86%	21%	3,08%	100%		1373	104
	2 Man	11%	2,77%	22%	3,48%	48%	4,08%	19%	2,89%	100%		1193	65
<b>ÅLDER</b>	1 18-24	23%	9,58%	33%	10,73%	36%	10,71%	8%	5,43%	100%		110	4
	2 25-34	17%	6,24%	21%	7,32%	46%	8,75%	17%	6,53%	100%		197	7
	3 35-44	11%	4,37%	19%	5,60%	50%	7,40%	20%	5,94%	100%		265	11
	4 45-54	12%	3,93%	19%	4,84%	50%	6,25%	19%	4,95%	100%		422	9
	5 55-64	10%	3,30%	20%	4,25%	52%	5,37%	18%	3,77%	100%		571	19
	6 65-74	8%	2,71%	20%	3,92%	46%	5,14%	26%	4,34%	100%		657	57
	7 75-84	5%	2,78%	23%	6,11%	36%	7,05%	36%	6,74%	100%		344	62
<b>KOMMUN</b>	1 Arboga	22%	8,57%	24%	7,99%	31%	8,32%	24%	7,38%	100%		191	18
	2 Fagersta	18%	6,53%	24%	6,79%	37%	7,62%	21%	6,23%	100%		204	3
	3 Hallstahammar	8%	4,13%	20%	7,10%	54%	8,36%	18%	5,43%	100%		209	19
	4 Kungsör	16%	5,64%	23%	5,89%	40%	7,18%	21%	5,34%	100%		228	15
	5 Köping	11%	4,65%	22%	6,71%	42%	7,13%	25%	5,79%	100%		264	20
	6 Norberg	13%	6,80%	21%	6,52%	33%	7,87%	32%	8,21%	100%		201	14
	7 Sala	13%	5,02%	20%	4,89%	39%	6,36%	28%	5,65%	100%		295	21
	8 Skinnskatteberg	9%	4,77%	25%	6,82%	39%	8,44%	27%	7,81%	100%		210	12
	9 Surahammar	9%	4,32%	17%	5,42%	51%	8,57%	22%	6,39%	100%		206	18
	10 Västerås	12%	3,04%	21%	3,77%	50%	4,51%	17%	3,32%	100%		558	29
<b>BOENDEORT</b>	1 I kommunens centralort	12%	2,33%	21%	3,04%	50%	3,59%	17%	2,48%	100%		1506	94
	2 I annan tätort i kommunen	19%	7,84%	19%	6,52%	35%	8,23%	27%	7,84%	100%		283	14
	3 Utanför tätort	13%	4,24%	24%	5,21%	40%	5,78%	24%	4,77%	100%		615	45
<b>FÖDELSELAND</b>	1 Sverige	9%	1,85%	20%	2,51%	50%	3,09%	21%	2,39%	100%		2146	123
	2 Europa Utom Norden	19%	9,68%	19%	11,66%	48%	14,98%	14%	8,78%	100%		89	2
	3 Norden utom Sverige	9%	5,45%	29%	9,39%	41%	10,30%	21%	6,66%	100%		173	27
	4 Övriga världen	36%	9,36%	30%	9,17%	19%	7,55%	15%	6,53%	100%		158	17
<b>UTBILDNING</b>	1 Grundskola	15%	5,33%	22%	5,34%	35%	6,03%	28%	5,20%	100%		523	71
	2 Gymnasieexamen	12%	3,34%	22%	4,40%	47%	5,00%	19%	3,59%	100%		796	32
	3 Annan eftergymnasial utbildning	12%	4,83%	23%	6,55%	45%	7,27%	19%	5,08%	100%		379	18
	4 Kortare studier vid högskola/universitet	15%	6,71%	25%	8,15%	42%	9,16%	18%	6,55%	100%		234	11
	5 Examen från högskola/universitet (kand/mag/master/forskarexamen)	11%	3,61%	17%	4,21%	54%	5,64%	18%	4,40%	100%		588	23

F33E ... biljettpriset sänktes?													
		1 Ja, absolut		2 Ja, troligen		3 Nej		4 Vet inte		Samtliga		Antal svar (oviktad)	Antal ej svar (oviktad)
		Procent	Fel +/-	Procent	Fel +/-	Procent	Fel +/-	Procent	Fel +/-	Procent			
Totalt		31%	2,70%	25%	2,45%	30%	2,51%	14%	1,70%	100%		2594	141
KÖN													
1 Kvinna		34%	3,80%	25%	3,41%	28%	3,29%	14%	2,22%	100%		1393	84
2 Man		27%	3,82%	25%	3,52%	33%	3,77%	15%	2,56%	100%		1201	57
ÅLDER													
1 18-24		53%	11,16%	27%	10,22%	15%	8,00%	5%	4,12%	100%		111	3
2 25-34		46%	8,73%	23%	7,28%	23%	7,33%	8%	4,51%	100%		199	5
3 35-44		32%	6,86%	27%	6,69%	29%	6,67%	12%	4,56%	100%		268	8
4 45-54		23%	5,01%	29%	5,77%	33%	5,92%	15%	4,41%	100%		425	6
5 55-64		24%	4,75%	25%	4,64%	39%	5,28%	12%	2,89%	100%		575	15
6 65-74		20%	3,94%	21%	4,04%	38%	5,05%	22%	3,91%	100%		668	46
7 75-84		16%	5,47%	19%	5,60%	32%	6,86%	32%	6,37%	100%		348	58
KOMMUN													
1 Arboga		36%	9,73%	26%	8,02%	20%	6,37%	18%	5,76%	100%		192	17
2 Fagersta		29%	7,34%	17%	5,94%	30%	7,09%	25%	6,85%	100%		205	2
3 Hallstahammar		29%	8,56%	26%	7,05%	31%	7,88%	14%	4,72%	100%		214	14
4 Kungsör		31%	7,00%	27%	6,28%	26%	6,20%	16%	4,68%	100%		230	13
5 Köping		30%	7,03%	25%	6,41%	25%	5,94%	20%	5,34%	100%		267	17
6 Norberg		22%	7,69%	29%	8,33%	23%	6,60%	25%	6,62%	100%		204	11
7 Sala		30%	6,22%	19%	4,89%	31%	6,07%	20%	4,78%	100%		295	21
8 Skinnskatteberg		25%	8,18%	17%	5,41%	32%	7,48%	26%	7,80%	100%		211	11
9 Surahammar		25%	6,79%	26%	6,73%	34%	9,25%	15%	5,20%	100%		206	18
10 Västerås		32%	4,30%	26%	3,96%	32%	4,04%	10%	2,55%	100%		570	17
BOENDEORT													
1 I kommunens centralort		31%	3,39%	25%	3,12%	32%	3,28%	12%	2,00%	100%		1532	68
2 I annan tätort i kommunen		34%	9,00%	24%	7,62%	25%	6,94%	16%	5,87%	100%		281	16
3 Utanför tätort		27%	5,77%	25%	5,20%	29%	5,09%	19%	4,11%	100%		617	43
FÖDELSELAND													
1 Sverige		27%	2,88%	26%	2,73%	33%	2,84%	15%	1,86%	100%		2168	101
2 Europa Utom Norden		42%	14,93%	31%	13,82%	19%	11,45%	8%	5,08%	100%		88	3
3 Norden utom Sverige		21%	7,82%	24%	9,05%	34%	9,91%	21%	7,08%	100%		175	25
4 Övriga världen		58%	9,49%	17%	7,28%	14%	6,41%	11%	6,33%	100%		163	12
UTBILDNING													
1 Grundskola		28%	6,07%	19%	4,81%	29%	5,70%	25%	5,00%	100%		529	65
2 Gymnasieexamen		31%	4,85%	24%	4,29%	30%	4,47%	15%	3,21%	100%		798	30
3 Annan eftergymnasial utbildning		26%	6,51%	27%	6,77%	33%	6,83%	14%	3,96%	100%		382	15
4 Kortare studier vid högskola/universitet		36%	9,02%	23%	7,55%	29%	8,38%	11%	4,69%	100%		239	6
5 Examen från högskola/universitet (kand/mag/master/forskarexamen)		31%	5,43%	29%	5,15%	31%	4,96%	9%	2,93%	100%		596	15

F33F ... det fanns fler sätt att betala resan på?													
		1 Ja, absolut		2 Ja, troligen		3 Nej		4 Vet inte		Samtliga		Antal svar (oviktad)	Antal ej svar (oviktad)
		Procent	Fel +/-	Procent	Fel +/-	Procent	Fel +/-	Procent	Fel +/-	Procent			
<b>Totalt</b>		14%	2,14%	16%	2,11%	49%	2,82%	20%	2,02%	100%		2569	166
<b>KÖN</b>	1 Kvinna	16%	3,04%	15%	2,70%	49%	3,87%	20%	2,80%	100%		1381	96
	2 Man	13%	3,02%	18%	3,21%	50%	4,09%	20%	2,91%	100%		1188	70
<b>ÅLDER</b>	1 18-24	27%	10,10%	27%	10,18%	38%	10,75%	9%	5,12%	100%		111	3
	2 25-34	22%	7,25%	12%	5,51%	54%	8,68%	12%	5,35%	100%		198	6
	3 35-44	13%	5,05%	16%	5,00%	54%	7,34%	18%	5,55%	100%		267	9
	4 45-54	12%	3,99%	15%	4,71%	51%	6,25%	22%	5,05%	100%		424	7
	5 55-64	10%	3,17%	17%	4,08%	53%	5,34%	20%	4,03%	100%		575	15
	6 65-74	8%	2,63%	16%	3,77%	47%	5,16%	29%	4,50%	100%		650	64
	7 75-84	8%	4,13%	17%	5,61%	39%	7,06%	36%	6,67%	100%		344	62
<b>KOMMUN</b>	1 Arboga	24%	9,28%	17%	6,78%	39%	8,89%	21%	6,24%	100%		193	16
	2 Fagersta	21%	6,82%	12%	5,24%	40%	7,74%	27%	7,00%	100%		203	4
	3 Hallstahammar	10%	5,90%	18%	6,46%	53%	8,55%	19%	5,48%	100%		209	19
	4 Kungsör	17%	6,00%	17%	5,35%	42%	7,08%	24%	5,78%	100%		229	14
	5 Köping	10%	4,15%	22%	6,89%	42%	7,16%	25%	5,79%	100%		264	20
	6 Norberg	7%	3,56%	16%	5,41%	40%	8,58%	38%	8,47%	100%		201	14
	7 Sala	15%	5,12%	14%	4,28%	45%	6,48%	26%	5,31%	100%		296	20
	8 Skinnskatteberg	7%	3,53%	12%	5,41%	42%	8,22%	38%	8,86%	100%		208	14
	9 Surahammar	10%	4,34%	14%	4,96%	51%	8,54%	26%	6,72%	100%		208	16
	10 Västerås	15%	3,44%	16%	3,33%	53%	4,51%	16%	3,12%	100%		558	29
<b>BOENDEORT</b>	1 I kommunens centralort	14%	2,59%	16%	2,66%	53%	3,57%	18%	2,42%	100%		1510	90
	2 I annan tätort i kommunen	21%	8,07%	18%	6,69%	41%	8,72%	20%	6,40%	100%		281	16
	3 Utanför tätort	13%	4,46%	19%	4,81%	41%	5,82%	27%	4,91%	100%		615	45
<b>FÖDELSELAND</b>	1 Sverige	11%	2,15%	16%	2,23%	53%	3,07%	21%	2,24%	100%		2145	124
	2 Europa Utom Norden	20%	9,93%	16%	10,88%	45%	15,01%	19%	10,25%	100%		89	2
	3 Norden utom Sverige	9%	5,04%	21%	8,36%	47%	10,21%	23%	7,09%	100%		175	25
	4 Övriga världen	42%	9,54%	22%	8,35%	21%	8,03%	15%	6,64%	100%		160	15
<b>UTBILDNING</b>	1 Grundskola	20%	5,85%	16%	4,68%	35%	6,10%	29%	5,17%	100%		521	73
	2 Gymnasieexamen	13%	3,68%	17%	4,02%	49%	5,00%	21%	3,66%	100%		797	31
	3 Annan eftergymnasial utbildning	14%	5,52%	18%	5,57%	48%	7,32%	20%	5,07%	100%		380	17
	4 Kortare studier vid högskola/universitet	15%	7,25%	19%	7,62%	49%	9,22%	16%	5,51%	100%		234	11
	5 Examen från högskola/universitet (kand/mag/master/forskarexamen)	12%	3,99%	14%	3,73%	58%	5,57%	16%	3,98%	100%		588	23

F33G ... tryggheten ökade?												
		1 Ja, absolut		2 Ja, troligen		3 Nej		4 Vet inte		Samtliga	Antal svar (oviktad)	Antal ej svar (oviktad)
		Procent	Fel +/-	Procent	Fel +/-	Procent	Fel +/-	Procent	Fel +/-	Procent		
<b>Totalt</b>		18%	2,38%	19%	2,28%	42%	2,76%	21%	2,11%	100%	2566	169
<b>KÖN</b>												
1 Kvinna		21%	3,37%	20%	3,21%	38%	3,69%	21%	2,96%	100%	1379	98
2 Man		15%	3,35%	18%	3,25%	46%	4,06%	20%	3,01%	100%	1187	71
<b>ÅLDER</b>												
1 18-24		34%	10,85%	28%	10,16%	26%	9,61%	13%	6,90%	100%	110	4
2 25-34		29%	8,04%	21%	7,28%	35%	8,26%	14%	5,97%	100%	199	5
3 35-44		17%	5,43%	21%	5,94%	46%	7,40%	17%	5,51%	100%	265	11
4 45-54		14%	4,36%	16%	4,33%	46%	6,24%	23%	5,31%	100%	425	6
5 55-64		14%	3,94%	17%	4,08%	51%	5,37%	18%	3,69%	100%	573	17
6 65-74		9%	3,16%	17%	3,92%	45%	5,14%	28%	4,41%	100%	651	63
7 75-84		5%	3,12%	15%	5,32%	41%	7,17%	39%	6,81%	100%	343	63
<b>KOMMUN</b>												
1 Arboga		20%	8,73%	23%	8,07%	33%	8,25%	24%	7,37%	100%	191	18
2 Fagersta		19%	6,71%	15%	5,61%	40%	7,74%	27%	6,90%	100%	203	4
3 Hallstahammar		13%	6,04%	22%	7,50%	46%	8,45%	20%	5,54%	100%	209	19
4 Kungsör		19%	6,20%	18%	5,27%	37%	6,87%	26%	6,02%	100%	232	11
5 Köping		14%	5,03%	21%	6,59%	40%	7,04%	25%	5,96%	100%	265	19
6 Norberg		12%	6,85%	22%	7,57%	34%	7,89%	32%	7,61%	100%	201	14
7 Sala		14%	4,94%	16%	4,61%	42%	6,45%	28%	5,65%	100%	294	22
8 Skinnskatteberg		8%	4,27%	16%	6,31%	41%	8,13%	35%	8,88%	100%	206	16
9 Surahammar		13%	5,01%	16%	5,54%	48%	8,74%	23%	6,42%	100%	206	18
10 Västerås		20%	3,86%	19%	3,64%	44%	4,43%	17%	3,28%	100%	559	28
<b>BOENDEORT</b>												
1 I kommunens centralort		18%	2,98%	19%	2,90%	45%	3,54%	18%	2,56%	100%	1513	87
2 I annan tätort i kommunen		28%	8,89%	19%	7,01%	30%	7,54%	23%	6,99%	100%	279	18
3 Utanför tätort		12%	4,27%	23%	5,46%	38%	5,65%	27%	4,91%	100%	613	47
<b>FÖDELSELAND</b>												
1 Sverige		13%	2,37%	18%	2,42%	47%	3,08%	22%	2,37%	100%	2148	121
2 Europa Utom Norden		33%	14,25%	29%	14,35%	28%	12,89%	10%	5,97%	100%	88	3
3 Norden utom Sverige		13%	7,58%	19%	8,48%	39%	9,97%	29%	8,37%	100%	173	27
4 Övriga världen		49%	9,81%	23%	8,62%	14%	6,33%	15%	6,91%	100%	157	18
<b>UTBILDNING</b>												
1 Grundskola		22%	6,09%	15%	4,31%	33%	6,03%	30%	5,40%	100%	518	76
2 Gymnasieexamen		19%	4,34%	19%	3,98%	41%	4,89%	21%	3,75%	100%	797	31
3 Annan eftergymnasial utbildning		18%	6,01%	20%	6,48%	43%	7,18%	19%	5,13%	100%	376	21
4 Kortare studier vid högskola/universitet		16%	7,19%	20%	7,27%	43%	9,12%	21%	7,17%	100%	235	10
5 Examen från högskola/universitet (kand/mag/master/forskarexamen)		15%	4,53%	21%	4,71%	48%	5,58%	16%	4,03%	100%	593	18

F34 Upplever du att du kan gå och cykla på ett tryggt och säkert sätt?												
		1 Stämmer mycket bra		2 Stämmer delvis		3 Stämmer inte alls		4 Vet ej		Samtliga	Antal svar (oviktad)	Antal ej svar (oviktad)
		Procent	Fel +/-	Procent	Fel +/-	Procent	Fel +/-	Procent	Fel +/-	Procent		
Totalt		43%	2,75%	34%	2,67%	13%	1,84%	11%	1,51%	100%	2646	89
KÖN	1 Kvinna	38%	3,67%	38%	3,73%	14%	2,69%	11%	2,03%	100%	1429	48
	2 Man	49%	4,03%	29%	3,80%	11%	2,52%	11%	2,23%	100%	1217	41
ÅLDER	1 18-24	48%	11,09%	33%	10,60%	12%	6,95%	7%	5,70%	100%	113	1
	2 25-34	39%	8,59%	38%	8,51%	19%	6,92%	4%	2,70%	100%	197	7
	3 35-44	40%	7,22%	42%	7,27%	10%	3,92%	8%	3,75%	100%	272	4
	4 45-54	45%	6,20%	35%	5,98%	13%	3,71%	7%	3,35%	100%	427	4
	5 55-64	42%	5,25%	31%	5,03%	17%	3,93%	10%	3,15%	100%	581	9
	6 65-74	45%	4,96%	26%	4,41%	9%	2,90%	20%	4,12%	100%	682	32
	7 75-84	46%	6,86%	26%	6,00%	4%	2,47%	24%	5,87%	100%	374	32
KOMMUN	1 Arboga	40%	8,41%	34%	9,45%	13%	6,17%	14%	5,98%	100%	199	10
	2 Fagersta	46%	7,94%	32%	7,42%	8%	4,33%	14%	5,71%	100%	202	5
	3 Hallstahammar	35%	7,79%	33%	7,77%	15%	5,99%	16%	7,08%	100%	221	7
	4 Kungsör	41%	6,93%	26%	6,38%	18%	5,53%	14%	5,10%	100%	234	9
	5 Köping	42%	7,07%	37%	6,96%	11%	4,56%	10%	3,47%	100%	275	9
	6 Norberg	45%	8,47%	30%	7,66%	12%	4,87%	13%	4,79%	100%	211	4
	7 Sala	50%	6,39%	26%	5,42%	15%	4,47%	9%	3,36%	100%	305	11
	8 Skinnskatteberg	40%	8,61%	24%	7,12%	18%	6,52%	18%	5,57%	100%	210	12
	9 Surahammar	47%	8,02%	24%	6,47%	17%	5,80%	12%	4,35%	100%	211	13
	10 Västerås	43%	4,40%	36%	4,28%	12%	2,94%	9%	2,30%	100%	578	9
BOENDEORT	1 I kommunens centralort	48%	3,53%	36%	3,43%	9%	2,03%	8%	1,57%	100%	1551	49
	2 I annan tätort i kommunen	39%	8,54%	34%	8,50%	12%	5,78%	15%	6,05%	100%	286	11
	3 Utanför tätort	29%	5,16%	29%	5,34%	26%	5,32%	16%	3,86%	100%	639	21
FÖDELSELAND	1 Sverige	43%	3,00%	34%	2,96%	13%	2,10%	10%	1,61%	100%	2201	68
	2 Europa Utom Norden	30%	13,63%	49%	14,88%	6%	5,45%	15%	9,20%	100%	88	3
	3 Norden utom Sverige	40%	9,34%	25%	8,93%	10%	5,92%	25%	8,40%	100%	188	12
	4 Övriga världen	53%	9,41%	26%	8,07%	11%	5,69%	10%	5,06%	100%	169	6
UTBILDNING	1 Grundskola	42%	6,20%	25%	5,18%	11%	4,44%	22%	4,79%	100%	551	43
	2 Gymnasieexamen	43%	4,89%	34%	4,82%	12%	3,05%	11%	2,83%	100%	813	15
	3 Annan eftergymnasial utbildning	42%	6,98%	34%	7,09%	14%	5,31%	11%	3,84%	100%	387	10
	4 Kortare studier vid högskola/universitet	43%	8,96%	40%	9,15%	10%	4,51%	8%	4,20%	100%	242	3
	5 Examen från högskola/universitet (kand/mag/master/forskarexamen)	46%	5,57%	35%	5,32%	14%	3,98%	6%	2,27%	100%	602	9

F35A Utbud Grönområde/park på bekvämt gångavstånd														
		1 Mycket stort		2 Ganska stort		3 Ganska litet		4 Mycket litet		5 Ingen uppfattning		Samtliga	Antal svar (oviktad)	Antal ej svar (oviktad)
		Procent	Fel +/-	Procent	Fel +/-	Procent	Fel +/-	Procent	Fel +/-	Procent	Fel +/-	Procent		
<b>Totalt</b>		39%	2,65%	46%	2,77%	9%	1,69%	3%	0,98%	3%	0,89%	100%	2657	78
<b>KÖN</b>	1 Kvinna	43%	3,73%	43%	3,79%	9%	2,27%	2%	1,05%	3%	1,16%	100%	1430	47
	2 Man	34%	3,74%	49%	4,03%	10%	2,49%	4%	1,63%	3%	1,34%	100%	1227	31
<b>ÅLDER</b>	1 18-24	27%	9,83%	46%	11,07%	15%	7,92%	5%	4,35%	7%	6,14%	100%	113	1
	2 25-34	37%	8,45%	50%	8,74%	10%	5,11%	2%	2,30%	1%	1,20%	100%	199	5
	3 35-44	35%	6,85%	48%	7,40%	11%	4,51%	4%	3,06%	2%	2,28%	100%	267	9
	4 45-54	43%	6,09%	42%	6,23%	9%	3,81%	4%	2,88%	1%	0,84%	100%	425	6
	5 55-64	43%	5,23%	46%	5,33%	7%	2,77%	2%	1,39%	2%	1,25%	100%	584	6
	6 65-74	45%	4,93%	40%	4,89%	8%	2,89%	3%	1,61%	3%	1,65%	100%	693	21
	7 75-84	36%	6,53%	51%	6,84%	6%	3,30%	2%	1,15%	5%	3,08%	100%	376	30
<b>KOMMUN</b>	1 Arboga	34%	8,59%	49%	9,09%	9%	4,26%	2%	2,10%	7%	5,42%	100%	200	9
	2 Fagersta	37%	7,46%	41%	7,71%	15%	6,38%	2%	2,64%	5%	3,66%	100%	206	1
	3 Hallstahammar	43%	8,33%	43%	8,32%	11%	6,52%	1%	1,27%	2%	1,83%	100%	215	13
	4 Kungsör	45%	7,07%	41%	7,08%	7%	4,34%	5%	2,99%	2%	1,42%	100%	231	12
	5 Köping	41%	6,97%	42%	6,90%	11%	5,42%	4%	3,12%	2%	1,36%	100%	278	6
	6 Norberg	41%	8,29%	43%	8,38%	10%	4,51%	1%	1,23%	5%	3,52%	100%	210	5
	7 Sala	54%	6,35%	34%	6,26%	3%	1,99%	5%	2,60%	4%	2,04%	100%	310	6
	8 Skinnkatteberg	58%	8,38%	23%	6,49%	7%	4,54%	9%	6,48%	3%	2,09%	100%	214	8
	9 Surahammar	35%	7,45%	50%	8,44%	9%	4,17%	4%	2,83%	2%	1,75%	100%	215	9
	10 Västerås	35%	4,20%	49%	4,43%	10%	2,65%	3%	1,55%	2%	1,39%	100%	578	9
<b>BOENDEORT</b>	1 I kommunens centralort	36%	3,32%	50%	3,52%	10%	2,27%	2%	1,11%	2%	0,76%	100%	1560	40
	2 I annan tätort i kommunen	30%	7,44%	54%	8,64%	5%	3,21%	4%	3,84%	6%	5,18%	100%	290	7
	3 Utanför tätort	52%	5,82%	29%	5,40%	8%	3,25%	5%	2,38%	5%	2,42%	100%	637	23
<b>FÖDELSELAND</b>	1 Sverige	40%	2,93%	47%	3,05%	8%	1,69%	3%	0,92%	2%	0,84%	100%	2219	50
	2 Europa Utom Norden	39%	14,11%	34%	13,79%	20%	13,60%	5%	6,40%	3%	3,64%	100%	87	4
	3 Norden utom Sverige	42%	9,63%	44%	9,64%	11%	7,33%	0%	0,69%	3%	3,41%	100%	187	13
	4 Övriga världen	29%	8,72%	43%	9,48%	15%	6,83%	8%	5,20%	6%	4,90%	100%	164	11
<b>UTBILDNING</b>	1 Grundskola	38%	5,78%	42%	6,16%	8%	3,19%	6%	3,15%	6%	3,67%	100%	559	35
	2 Gymnasieexamen	33%	4,49%	51%	4,93%	11%	3,32%	3%	1,60%	2%	1,66%	100%	818	10
	3 Annan eftergymnasial utbildning	41%	7,06%	47%	7,26%	6%	3,16%	3%	2,37%	3%	2,48%	100%	384	13
	4 Kortare studier vid högskola/universitet	44%	8,92%	45%	9,06%	7%	4,22%	2%	3,33%	2%	2,02%	100%	240	5
	5 Examen från högskola/universitet (kand/mag/master/forskarexamen)	44%	5,49%	43%	5,59%	10%	3,56%	2%	1,53%	1%	0,71%	100%	603	8



F35B Utbud Natur- och friluftsområden														
		1 Mycket stort		2 Ganska stort		3 Ganska litet		4 Mycket litet		5 Ingen uppfattning		Samtliga	Antal svar (oviktad)	Antal ej svar (oviktad)
		Procent	Fel +/-	Procent	Fel +/-	Procent	Fel +/-	Procent	Fel +/-	Procent	Fel +/-	Procent		
<b>Totalt</b>		40%	2,66%	44%	2,75%	9%	1,76%	3%	1,06%	4%	1,15%	100%	2662	73
<b>KÖN</b>	1 Kvinna	43%	3,70%	43%	3,78%	8%	2,27%	3%	1,49%	4%	1,49%	100%	1432	45
	2 Man	37%	3,83%	46%	4,00%	11%	2,68%	3%	1,50%	4%	1,75%	100%	1230	28
<b>ÅLDER</b>	1 18-24	33%	10,50%	34%	10,53%	15%	7,58%	8%	5,84%	9%	7,08%	100%	113	1
	2 25-34	37%	8,36%	45%	8,65%	11%	5,77%	3%	3,09%	4%	3,16%	100%	201	3
	3 35-44	36%	6,89%	47%	7,38%	11%	4,90%	3%	2,32%	3%	2,77%	100%	268	8
	4 45-54	46%	6,13%	40%	6,18%	9%	4,20%	3%	2,76%	1%	1,39%	100%	426	5
	5 55-64	44%	5,24%	47%	5,35%	7%	2,92%	0%	0,28%	2%	1,41%	100%	582	8
	6 65-74	44%	4,89%	45%	4,95%	5%	2,07%	2%	1,65%	4%	2,10%	100%	696	18
	7 75-84	35%	6,42%	53%	6,80%	5%	2,84%	2%	1,73%	5%	2,84%	100%	376	30
<b>KOMMUN</b>	1 Arboga	40%	9,00%	44%	8,92%	10%	4,80%	2%	2,01%	5%	5,15%	100%	199	10
	2 Fagersta	48%	7,90%	39%	7,70%	5%	3,68%	3%	3,55%	5%	3,63%	100%	205	2
	3 Hallstahammar	39%	8,06%	52%	8,39%	6%	4,22%	1%	1,15%	1%	1,43%	100%	216	12
	4 Kungsör	43%	6,97%	45%	7,09%	7%	4,42%	3%	2,93%	2%	1,51%	100%	233	10
	5 Köping	43%	7,01%	44%	7,00%	8%	4,64%	3%	3,26%	1%	1,10%	100%	278	6
	6 Norberg	56%	8,17%	35%	7,57%	5%	3,79%	0%	0,51%	4%	3,34%	100%	212	3
	7 Sala	54%	6,32%	33%	5,98%	7%	3,64%	1%	1,43%	4%	2,43%	100%	311	5
	8 Skinnskatteberg	75%	6,68%	17%	5,55%	3%	3,41%	2%	1,79%	3%	2,09%	100%	216	6
	9 Surahammar	47%	8,40%	41%	8,37%	6%	3,40%	3%	2,51%	3%	2,51%	100%	216	8
	10 Västerås	34%	4,20%	47%	4,42%	11%	2,90%	4%	1,74%	4%	1,91%	100%	576	11
<b>BOENDEORT</b>	1 I kommunens centralort	35%	3,29%	49%	3,53%	10%	2,24%	3%	1,45%	3%	1,41%	100%	1561	39
	2 I annan tätort i kommunen	37%	8,09%	47%	8,75%	9%	5,54%	2%	2,29%	5%	5,14%	100%	290	7
	3 Utanför tätort	62%	5,64%	26%	4,87%	8%	3,56%	1%	1,45%	4%	2,16%	100%	641	19
<b>FÖDELSELAND</b>	1 Sverige	41%	2,94%	45%	3,03%	8%	1,83%	3%	1,14%	3%	1,21%	100%	2222	47
	2 Europa Utom Norden	38%	14,09%	36%	13,76%	21%	13,75%	1%	2,07%	3%	4,60%	100%	89	2
	3 Norden utom Sverige	40%	9,46%	49%	9,81%	7%	6,24%	0%	0,45%	4%	3,57%	100%	187	13
	4 Övriga världen	36%	9,02%	40%	9,49%	12%	6,41%	6%	4,62%	7%	5,13%	100%	164	11
<b>UTBILDNING</b>	1 Grundskola	38%	5,77%	44%	6,14%	8%	3,49%	4%	3,16%	6%	3,53%	100%	561	33
	2 Gymnasieexamen	35%	4,62%	47%	4,92%	10%	3,40%	2%	1,29%	5%	2,56%	100%	817	11
	3 Annan eftergymnasial utbildning	40%	6,99%	47%	7,24%	5%	3,22%	5%	3,98%	2%	2,32%	100%	386	11
	4 Kortare studier vid högskola/universitet	44%	8,83%	43%	9,05%	8%	4,97%	0%	0,17%	5%	4,44%	100%	243	2
	5 Examen från högskola/universitet (kand/mag/master/forskarexamen)	45%	5,52%	40%	5,51%	11%	3,84%	2%	2,16%	1%	0,95%	100%	602	9

F35C Utbud Kulturmiljöer (fornlämningar och bebyggelsemiljöer)														
		1 Mycket stort		2 Ganska stort		3 Ganska litet		4 Mycket litet		5 Ingen uppfattning		Samtliga	Antal svar (oviktad)	Antal ej svar (oviktad)
		Procent	Fel +/-	Procent	Fel +/-	Procent	Fel +/-	Procent	Fel +/-	Procent	Fel +/-	Procent		
<b>Totalt</b>		13%	1,92%	36%	2,65%	26%	2,46%	8%	1,54%	17%	2,05%	100%	2636	99
<b>KÖN</b>	1 Kvinna	13%	2,62%	36%	3,69%	24%	3,25%	7%	1,88%	20%	3,00%	100%	1415	62
	2 Man	13%	2,81%	36%	3,80%	28%	3,68%	9%	2,41%	14%	2,80%	100%	1221	37
<b>ÅLDER</b>	1 18-24	11%	6,82%	31%	10,18%	20%	8,82%	10%	6,38%	28%	10,28%	100%	113	1
	2 25-34	17%	6,75%	33%	8,23%	31%	8,04%	7%	4,17%	12%	5,39%	100%	201	3
	3 35-44	12%	4,70%	36%	7,17%	27%	6,63%	12%	4,96%	13%	4,76%	100%	263	13
	4 45-54	17%	4,42%	33%	5,75%	27%	5,66%	9%	4,13%	15%	4,24%	100%	424	7
	5 55-64	11%	3,31%	41%	5,27%	29%	4,88%	3%	1,40%	16%	3,90%	100%	581	9
	6 65-74	12%	3,45%	40%	4,84%	21%	4,08%	6%	2,36%	21%	3,92%	100%	693	21
	7 75-84	9%	4,00%	41%	6,98%	22%	5,66%	7%	3,56%	22%	5,50%	100%	361	45
<b>KOMMUN</b>	1 Arboga	10%	4,43%	42%	9,22%	22%	7,82%	6%	4,09%	19%	6,99%	100%	195	14
	2 Fagersta	12%	5,73%	35%	7,28%	23%	6,86%	9%	4,55%	22%	6,58%	100%	204	3
	3 Hallstahammar	9%	4,33%	38%	8,61%	25%	7,49%	7%	3,34%	21%	5,96%	100%	216	12
	4 Kungsör	16%	5,42%	36%	6,65%	28%	6,56%	7%	3,79%	13%	4,93%	100%	232	11
	5 Köping	9%	3,91%	33%	6,59%	32%	6,77%	3%	2,15%	22%	6,16%	100%	276	8
	6 Norberg	36%	8,66%	41%	7,92%	13%	5,31%	0%		11%	5,32%	100%	210	5
	7 Sala	11%	4,28%	36%	6,05%	25%	5,39%	8%	3,46%	21%	5,17%	100%	308	8
	8 Skinnkatteberg	22%	7,48%	43%	8,51%	17%	5,75%	4%	2,93%	14%	5,01%	100%	212	10
	9 Surahammar	9%	3,93%	27%	6,70%	36%	9,19%	11%	4,95%	17%	5,58%	100%	209	15
	10 Västerås	14%	3,15%	36%	4,23%	26%	3,91%	9%	2,56%	15%	3,22%	100%	574	13
<b>BOENDEORT</b>	1 I kommunens centralort	12%	2,46%	38%	3,43%	25%	3,07%	7%	1,90%	17%	2,57%	100%	1546	54
	2 I annan tätort i kommunen	8%	4,11%	32%	8,21%	31%	8,08%	8%	4,89%	20%	7,86%	100%	283	14
	3 Utanför tätort	19%	4,73%	32%	5,22%	27%	5,45%	8%	3,20%	13%	3,58%	100%	641	19
<b>FÖDELSELAND</b>	1 Sverige	13%	2,08%	38%	2,93%	26%	2,71%	7%	1,53%	17%	2,26%	100%	2209	60
	2 Europa Utom Norden	14%	10,88%	31%	13,00%	32%	14,31%	14%	10,45%	9%	7,45%	100%	88	3
	3 Norden utom Sverige	7%	4,62%	35%	9,45%	26%	8,75%	8%	6,51%	25%	8,30%	100%	181	19
	4 Övriga världen	17%	7,20%	28%	8,91%	25%	8,08%	13%	6,86%	18%	7,49%	100%	158	17
<b>UTBILDNING</b>	1 Grundskola	9%	3,63%	30%	5,47%	29%	5,68%	8%	3,78%	24%	5,45%	100%	551	43
	2 Gymnasieexamen	10%	2,94%	40%	4,83%	27%	4,50%	7%	2,66%	15%	3,43%	100%	815	13
	3 Annan eftergymnasial utbildning	12%	4,57%	40%	7,10%	24%	6,16%	7%	3,45%	17%	5,64%	100%	384	13
	4 Kortare studier vid högskola/universitet	17%	6,75%	36%	8,85%	24%	7,73%	3%	2,13%	19%	7,32%	100%	240	5
	5 Examen från högskola/universitet (kand/mag/master/forskarexamen)	19%	4,44%	34%	5,17%	24%	4,93%	9%	3,49%	14%	3,74%	100%	599	12

F35D Utbud Idrottsevenemang att besöka															
		1 Mycket stort		2 Ganska stort		3 Ganska litet		4 Mycket litet		5 Ingen uppfattning		Samtliga	Antal svar (oviktad)	Antal ej svar (oviktad)	
		Procent	Fel +/-	Procent	Fel +/-	Procent	Fel +/-	Procent	Fel +/-	Procent	Fel +/-	Procent			
<b>Totalt</b>		14%	2,14%	35%	2,67%	21%	2,23%	9%	1,49%	20%	2,15%	100%	2641	94	
<b>KÖN</b>	1 Kvinna	16%	3,09%	33%	3,58%	19%	2,91%	8%	1,84%	25%	3,21%	100%	1421	56	
	2 Man	13%	2,96%	38%	3,93%	23%	3,35%	11%	2,33%	15%	2,83%	100%	1220	38	
<b>ÅLDER</b>	1 18-24	16%	8,52%	25%	9,17%	26%	9,80%	10%	6,10%	24%	9,78%	100%	112	2	
	2 25-34	17%	7,01%	31%	8,15%	25%	7,25%	10%	4,82%	18%	6,50%	100%	201	3	
	3 35-44	17%	5,85%	40%	7,38%	23%	5,90%	8%	3,26%	12%	4,77%	100%	265	11	
	4 45-54	15%	4,58%	39%	6,24%	22%	4,86%	11%	3,88%	13%	3,87%	100%	423	8	
	5 55-64	15%	4,17%	35%	5,22%	20%	4,00%	7%	2,25%	23%	4,42%	100%	579	11	
	6 65-74	11%	3,43%	38%	4,94%	17%	3,32%	9%	2,45%	25%	4,30%	100%	692	22	
	7 75-84	8%	4,31%	38%	6,79%	13%	4,07%	11%	4,20%	30%	6,28%	100%	369	37	
<b>KOMMUN</b>	1 Arboga	5%	3,45%	29%	7,97%	31%	8,70%	8%	4,29%	27%	8,64%	100%	195	14	
	2 Fagersta	11%	4,72%	40%	7,75%	20%	6,49%	11%	5,26%	19%	6,05%	100%	204	3	
	3 Hallstahammar	5%	4,28%	23%	6,25%	30%	8,46%	12%	5,28%	30%	7,76%	100%	212	16	
	4 Kungsör	7%	4,24%	26%	6,02%	33%	6,86%	12%	5,07%	21%	5,30%	100%	233	10	
	5 Köping	8%	3,68%	35%	6,75%	24%	5,76%	13%	5,36%	20%	5,92%	100%	276	8	
	6 Norberg	10%	4,46%	27%	7,95%	28%	6,94%	10%	4,84%	25%	7,67%	100%	211	4	
	7 Sala	8%	3,81%	27%	5,60%	29%	5,92%	15%	4,39%	21%	4,84%	100%	310	6	
	8 Skinnskatteberg	8%	6,64%	14%	5,24%	29%	7,06%	22%	8,01%	27%	6,87%	100%	212	10	
	9 Surahammar	5%	2,80%	26%	6,67%	34%	8,32%	19%	7,90%	15%	5,00%	100%	215	9	
	10 Västerås	20%	3,60%	40%	4,33%	16%	3,42%	6%	2,15%	18%	3,36%	100%	573	14	
<b>BOENDEORT</b>	1 I kommunens centralort	16%	2,82%	40%	3,46%	19%	2,71%	6%	1,60%	19%	2,71%	100%	1550	50	
	2 I annan tätort i kommunen	7%	5,31%	28%	7,91%	26%	7,81%	14%	5,34%	25%	7,79%	100%	285	12	
	3 Utanför tätort	10%	4,20%	26%	5,23%	26%	5,20%	18%	4,17%	20%	4,07%	100%	640	20	
<b>FÖDELSELAND</b>	1 Sverige	15%	2,41%	36%	2,94%	21%	2,40%	8%	1,51%	20%	2,36%	100%	2216	53	
	2 Europa Utom Norden	9%	7,49%	33%	14,50%	15%	8,21%	11%	8,35%	32%	14,33%	100%	88	3	
	3 Norden utom Sverige	9%	5,34%	34%	9,73%	23%	8,59%	7%	5,03%	26%	8,46%	100%	180	20	
	4 Övriga världen	15%	7,11%	31%	8,95%	27%	8,93%	16%	6,95%	11%	5,92%	100%	157	18	
<b>UTBILDNING</b>	1 Grundskola	8%	3,49%	35%	5,90%	24%	5,13%	13%	4,71%	20%	4,90%	100%	553	41	
	2 Gymnasieexamen	14%	3,93%	37%	4,85%	23%	4,02%	9%	2,47%	17%	3,49%	100%	812	16	
	3 Annan eftergymnasial utbildning	13%	5,06%	34%	6,99%	21%	5,92%	12%	4,14%	21%	5,69%	100%	384	13	
	4 Kortare studier vid högskola/universitet	16%	6,92%	33%	8,40%	25%	8,41%	6%	2,78%	20%	7,00%	100%	242	3	
	5 Examen från högskola/universitet (kand/mag/master/forskarexamen)	19%	4,62%	35%	5,31%	17%	4,03%	8%	2,85%	22%	4,61%	100%	602	9	

F35E Utbud Idrotts- och motionsanläggningar														
		1 Mycket stort		2 Ganska stort		3 Ganska litet		4 Mycket litet		5 Ingen uppfattning		Samtliga	Antal svar (oviktad)	Antal ej svar (oviktad)
		Procent	Fel +/-	Procent	Fel +/-	Procent	Fel +/-	Procent	Fel +/-	Procent	Fel +/-	Procent		
<b>Totalt</b>		22%	2,48%	45%	2,77%	16%	1,95%	6%	1,22%	10%	1,62%	100%	2634	101
<b>KÖN</b>	1 Kvinna	25%	3,54%	43%	3,77%	14%	2,49%	6%	1,52%	13%	2,45%	100%	1415	62
	2 Man	19%	3,45%	48%	4,03%	18%	2,98%	7%	1,90%	8%	2,10%	100%	1219	39
<b>ÅLDER</b>	1 18-24	22%	9,53%	38%	10,60%	15%	7,51%	7%	5,66%	18%	9,08%	100%	113	1
	2 25-34	26%	8,01%	45%	8,66%	18%	6,28%	4%	3,37%	7%	4,24%	100%	200	4
	3 35-44	26%	6,74%	50%	7,39%	16%	5,21%	6%	2,89%	3%	2,07%	100%	266	10
	4 45-54	26%	5,67%	47%	6,23%	18%	4,71%	5%	2,29%	5%	2,49%	100%	425	6
	5 55-64	21%	4,76%	45%	5,36%	16%	3,64%	6%	2,22%	11%	3,02%	100%	576	14
	6 65-74	16%	3,93%	46%	4,95%	13%	3,04%	10%	2,95%	15%	3,54%	100%	691	23
	7 75-84	13%	4,92%	44%	6,95%	14%	4,49%	8%	3,81%	21%	5,48%	100%	363	43
<b>KOMMUN</b>	1 Arboga	12%	5,79%	47%	9,02%	24%	8,48%	3%	2,39%	14%	6,13%	100%	199	10
	2 Fagersta	20%	6,49%	57%	7,93%	8%	4,42%	6%	4,29%	9%	4,15%	100%	202	5
	3 Hallstahammar	10%	5,27%	42%	8,14%	22%	7,13%	6%	3,37%	20%	7,91%	100%	213	15
	4 Kungsör	14%	5,06%	49%	7,20%	21%	6,17%	7%	3,33%	9%	3,75%	100%	228	15
	5 Köping	12%	4,17%	45%	7,04%	23%	6,51%	10%	4,31%	10%	3,77%	100%	279	5
	6 Norberg	19%	6,99%	40%	8,38%	21%	6,51%	5%	2,70%	15%	6,21%	100%	207	8
	7 Sala	13%	4,85%	45%	6,33%	19%	4,96%	13%	4,19%	10%	3,25%	100%	307	9
	8 Skinnskatteberg	6%	3,52%	36%	8,85%	22%	6,61%	16%	5,70%	19%	5,68%	100%	213	9
	9 Surahammar	10%	7,36%	36%	7,53%	33%	7,28%	13%	7,62%	8%	3,81%	100%	214	10
	10 Västerås	29%	4,09%	46%	4,43%	12%	2,90%	5%	1,77%	9%	2,52%	100%	572	15
<b>BOENDEORT</b>	1 I kommunens centralort	25%	3,25%	50%	3,54%	12%	2,19%	3%	1,16%	9%	1,93%	100%	1547	53
	2 I annan tätort i kommunen	12%	6,01%	43%	8,81%	19%	6,43%	10%	4,58%	16%	6,77%	100%	286	11
	3 Utanför tätort	14%	4,81%	35%	5,48%	25%	5,18%	15%	3,79%	11%	2,97%	100%	636	24
<b>FÖDELSELAND</b>	1 Sverige	23%	2,76%	47%	3,04%	15%	2,07%	6%	1,16%	9%	1,67%	100%	2205	64
	2 Europa Utom Norden	27%	14,83%	35%	13,89%	21%	12,47%	7%	6,03%	9%	6,79%	100%	86	5
	3 Norden utom Sverige	12%	5,46%	44%	9,89%	20%	8,62%	8%	5,65%	16%	6,73%	100%	182	18
	4 Övriga världen	18%	7,58%	37%	9,28%	18%	7,16%	12%	6,42%	15%	7,22%	100%	161	14
<b>UTBILDNING</b>	1 Grundskola	16%	4,85%	45%	6,23%	15%	3,94%	11%	4,36%	12%	3,89%	100%	549	45
	2 Gymnasieexamen	18%	4,21%	49%	4,95%	18%	3,76%	5%	1,77%	10%	2,93%	100%	813	15
	3 Annan eftergymnasial utbildning	19%	5,82%	40%	7,05%	17%	5,28%	8%	3,47%	15%	5,61%	100%	384	13
	4 Kortare studier vid högskola/universitet	22%	7,91%	48%	9,08%	15%	6,37%	7%	4,67%	8%	4,52%	100%	238	7
	5 Examen från högskola/universitet (kand/mag/master/forskarexamen)	31%	5,42%	44%	5,56%	13%	3,61%	4%	1,84%	7%	2,60%	100%	600	11

F35F Utbud Allmänna samlingslokaler (studiecirklar, folkbildning..)														
		1 Mycket stort	2 Ganska stort		3 Ganska litet		4 Mycket litet		5 Ingen uppfattning		Samtliga	Antal svar (oviktad)	Antal ej svar (oviktad)	
		Procent	Fel +/-	Procent	Fel +/-	Procent	Fel +/-	Procent	Fel +/-	Procent				Fel +/-
<b>Totalt</b>		7%	1,44%	28%	2,44%	20%	2,17%	9%	1,52%	37%	2,74%	100%	2630	105
<b>KÖN</b>	1 Kvinna	9%	2,30%	29%	3,39%	17%	2,74%	9%	2,16%	36%	3,74%	100%	1415	62
	2 Man	5%	1,74%	27%	3,52%	23%	3,34%	9%	2,15%	37%	3,98%	100%	1215	43
<b>ÅLDER</b>	1 18-24	6%	5,06%	20%	8,92%	16%	7,79%	14%	7,63%	43%	11,20%	100%	112	2
	2 25-34	7%	4,70%	22%	7,35%	24%	7,32%	9%	4,39%	39%	8,55%	100%	199	5
	3 35-44	4%	3,10%	22%	6,10%	20%	5,77%	9%	3,75%	45%	7,44%	100%	264	12
	4 45-54	8%	3,49%	22%	5,24%	20%	5,04%	9%	3,55%	41%	6,12%	100%	423	8
	5 55-64	5%	2,45%	38%	5,33%	17%	3,71%	8%	2,53%	32%	4,98%	100%	577	13
	6 65-74	8%	2,99%	35%	4,77%	19%	3,82%	8%	2,74%	29%	4,53%	100%	687	27
	7 75-84	10%	4,67%	44%	6,91%	19%	5,24%	5%	2,58%	22%	5,61%	100%	368	38
<b>KOMMUN</b>	1 Arboga	4%	3,04%	27%	7,18%	31%	8,40%	3%	2,75%	34%	9,40%	100%	197	12
	2 Fagersta	6%	3,77%	22%	5,91%	19%	6,44%	14%	5,82%	39%	7,93%	100%	201	6
	3 Hallstahammar	2%	1,78%	19%	5,99%	18%	6,75%	14%	5,68%	47%	8,60%	100%	211	17
	4 Kungsör	4%	2,90%	30%	6,43%	27%	6,45%	12%	4,74%	27%	6,34%	100%	231	12
	5 Köping	3%	2,12%	32%	6,42%	22%	5,87%	8%	4,26%	36%	7,00%	100%	275	9
	6 Norberg	9%	5,71%	22%	6,13%	28%	7,68%	9%	4,04%	32%	8,26%	100%	208	7
	7 Sala	3%	2,38%	29%	5,70%	24%	5,40%	12%	4,11%	32%	5,97%	100%	308	8
	8 Skinnskatteberg	4%	2,54%	19%	5,36%	30%	8,19%	19%	7,47%	28%	7,30%	100%	214	8
	9 Surahammar	4%	2,50%	22%	7,83%	24%	6,15%	18%	5,86%	32%	8,38%	100%	214	10
	10 Västerås	9%	2,46%	30%	3,96%	17%	3,41%	7%	2,35%	38%	4,37%	100%	571	16
<b>BOENDEORT</b>	1 I kommunens centralort	7%	1,87%	31%	3,23%	19%	2,75%	6%	1,50%	38%	3,48%	100%	1545	55
	2 I annan tätort i kommunen	5%	3,99%	22%	6,70%	21%	6,33%	13%	5,85%	39%	9,07%	100%	285	12
	3 Utanför tätort	4%	2,24%	26%	5,10%	25%	5,15%	18%	4,69%	27%	4,97%	100%	632	28
<b>FÖDELSELAND</b>	1 Sverige	6%	1,49%	28%	2,68%	19%	2,26%	9%	1,73%	38%	3,02%	100%	2207	62
	2 Europa Utom Norden	1%	1,47%	24%	11,77%	31%	14,36%	9%	6,48%	34%	14,38%	100%	88	3
	3 Norden utom Sverige	5%	3,76%	41%	9,99%	15%	6,53%	6%	3,87%	34%	9,58%	100%	180	20
	4 Övriga världen	15%	7,07%	27%	8,47%	25%	8,75%	9%	4,64%	25%	8,85%	100%	155	20
<b>UTBILDNING</b>	1 Grundskola	9%	3,56%	32%	5,66%	19%	4,76%	12%	4,39%	29%	5,77%	100%	548	46
	2 Gymnasieexamen	5%	2,45%	26%	4,26%	21%	3,89%	9%	2,58%	39%	4,92%	100%	813	15
	3 Annan eftergymnasial utbildning	7%	3,97%	27%	5,88%	20%	6,06%	10%	4,49%	36%	7,09%	100%	381	16
	4 Kortare studier vid högskola/universitet	10%	5,40%	30%	8,46%	16%	6,82%	7%	4,46%	36%	8,72%	100%	239	6
	5 Examen från högskola/universitet (kand/mag/master/forskarexamen)	6%	2,76%	28%	4,97%	20%	4,38%	7%	2,71%	38%	5,56%	100%	600	11

F35G Utbud Museum/utställningar														
		1 Mycket stort		2 Ganska stort		3 Ganska litet		4 Mycket litet		5 Ingen uppfattning		Samtliga	Antal svar (oviktad)	Antal ej svar (oviktad)
		Procent	Fel +/-	Procent	Fel +/-	Procent	Fel +/-	Procent	Fel +/-	Procent	Fel +/-	Procent		
<b>Totalt</b>		5%	1,25%	22%	2,31%	30%	2,60%	22%	2,17%	22%	2,29%	100%	2637	98
<b>KÖN</b>	1 Kvinna	7%	2,06%	24%	3,36%	28%	3,48%	21%	2,85%	21%	3,02%	100%	1419	58
	2 Man	3%	1,42%	20%	3,15%	32%	3,83%	22%	3,27%	23%	3,42%	100%	1218	40
<b>ÅLDER</b>	1 18-24	6%	5,37%	14%	7,35%	23%	9,86%	28%	9,48%	30%	10,29%	100%	113	1
	2 25-34	3%	3,13%	21%	7,52%	33%	8,33%	20%	6,59%	23%	7,05%	100%	200	4
	3 35-44	3%	2,78%	17%	5,82%	32%	7,03%	23%	5,96%	24%	6,26%	100%	264	12
	4 45-54	6%	3,10%	17%	4,60%	34%	6,04%	23%	5,03%	21%	4,88%	100%	427	4
	5 55-64	5%	2,66%	29%	5,13%	31%	4,95%	20%	3,82%	15%	3,63%	100%	579	11
	6 65-74	5%	2,50%	25%	4,63%	27%	4,37%	20%	3,74%	22%	4,00%	100%	688	26
	7 75-84	9%	4,51%	34%	6,85%	23%	5,62%	16%	4,52%	19%	5,15%	100%	366	40
<b>KOMMUN</b>	1 Arboga	4%	2,37%	23%	7,34%	37%	8,94%	14%	5,64%	21%	8,41%	100%	196	13
	2 Fagersta	2%	2,35%	9%	4,07%	24%	6,77%	37%	7,72%	28%	7,27%	100%	203	4
	3 Hallstahammar	1%	0,89%	13%	5,46%	21%	6,42%	29%	8,06%	36%	8,34%	100%	211	17
	4 Kungsör	2%	2,26%	7%	3,27%	30%	6,52%	35%	6,90%	27%	6,21%	100%	232	11
	5 Köping	2%	1,79%	28%	6,22%	30%	6,50%	18%	5,61%	22%	6,15%	100%	276	8
	6 Norberg	2%	1,60%	18%	7,13%	22%	6,69%	35%	7,69%	23%	7,57%	100%	210	5
	7 Sala	3%	2,65%	11%	4,10%	26%	5,38%	33%	5,86%	26%	5,91%	100%	306	10
	8 Skinnskatteberg	2%	1,54%	9%	4,20%	25%	7,95%	37%	7,85%	27%	7,74%	100%	214	8
	9 Surahammar	2%	1,67%	16%	7,65%	31%	6,99%	37%	8,42%	14%	4,93%	100%	215	9
	10 Västerås	7%	2,15%	26%	3,78%	31%	4,20%	16%	3,33%	19%	3,56%	100%	574	13
<b>BOENDEORT</b>	1 I kommunens centralort	5%	1,60%	26%	3,12%	33%	3,42%	16%	2,42%	19%	2,74%	100%	1547	53
	2 I annan tätort i kommunen	3%	3,66%	14%	6,25%	18%	5,50%	32%	8,22%	34%	8,59%	100%	288	9
	3 Utanför tätort	3%	2,18%	12%	3,91%	31%	5,59%	33%	5,32%	21%	4,49%	100%	637	23
<b>FÖDELSELAND</b>	1 Sverige	5%	1,34%	22%	2,55%	30%	2,86%	21%	2,32%	22%	2,54%	100%	2208	61
	2 Europa Utom Norden	3%	3,64%	27%	13,48%	30%	14,01%	28%	13,20%	12%	7,28%	100%	89	2
	3 Norden utom Sverige	2%	1,62%	27%	9,22%	31%	9,54%	18%	7,08%	23%	7,82%	100%	182	18
	4 Övriga världen	11%	5,67%	17%	7,10%	27%	8,79%	24%	8,35%	21%	8,20%	100%	158	17
<b>UTBILDNING</b>	1 Grundskola	6%	2,88%	23%	5,34%	22%	4,92%	21%	5,21%	28%	5,62%	100%	552	42
	2 Gymnasieexamen	5%	2,51%	20%	4,01%	28%	4,44%	23%	3,96%	24%	4,30%	100%	812	16
	3 Annan eftergymnasial utbildning	6%	3,51%	19%	5,83%	30%	6,65%	24%	6,16%	21%	5,61%	100%	381	16
	4 Kortare studier vid högskola/universitet	7%	4,94%	23%	7,38%	32%	8,61%	19%	6,35%	20%	7,50%	100%	243	2
	5 Examen från högskola/universitet (kand/mag/master/forskarexamen)	4%	1,85%	24%	4,79%	37%	5,51%	19%	4,09%	17%	4,18%	100%	600	11

F35H Utbud Bibliotek														
		1 Mycket stort		2 Ganska stort		3 Ganska litet		4 Mycket litet		5 Ingen uppfattning		Samtliga	Antal svar (oviktad)	Antal ej svar (oviktad)
		Procent	Fel +/-	Procent	Fel +/-	Procent	Fel +/-	Procent	Fel +/-	Procent	Fel +/-	Procent		
<b>Totalt</b>		21%	2,22%	46%	2,76%	18%	2,17%	8%	1,37%	8%	1,56%	100%	2659	76
<b>KÖN</b>	1 Kvinna	26%	3,33%	46%	3,79%	14%	2,74%	7%	1,68%	7%	1,84%	100%	1433	44
	2 Man	16%	2,90%	45%	4,01%	22%	3,33%	8%	2,16%	9%	2,50%	100%	1226	32
<b>ÅLDER</b>	1 18-24	22%	9,08%	42%	11,07%	14%	7,44%	11%	6,65%	10%	6,93%	100%	113	1
	2 25-34	22%	7,09%	41%	8,63%	22%	7,05%	5%	3,38%	10%	5,49%	100%	201	3
	3 35-44	17%	5,45%	49%	7,37%	23%	6,38%	5%	2,74%	5%	3,27%	100%	269	7
	4 45-54	23%	4,99%	43%	6,15%	19%	5,24%	8%	3,44%	8%	3,26%	100%	425	6
	5 55-64	17%	3,97%	50%	5,35%	17%	3,96%	9%	2,99%	6%	2,54%	100%	579	11
	6 65-74	24%	4,33%	42%	4,90%	16%	3,58%	10%	2,91%	9%	2,71%	100%	693	21
	7 75-84	22%	5,72%	55%	6,76%	9%	3,43%	7%	3,37%	7%	3,37%	100%	379	27
<b>KOMMUN</b>	1 Arboga	25%	7,90%	50%	9,08%	14%	6,40%	4%	3,01%	7%	5,53%	100%	199	10
	2 Fagersta	21%	6,51%	39%	7,49%	26%	7,17%	11%	5,71%	4%	3,15%	100%	204	3
	3 Hallstahammar	16%	6,51%	43%	8,10%	23%	7,76%	9%	4,67%	9%	5,70%	100%	215	13
	4 Kungsör	26%	6,17%	46%	7,08%	15%	5,23%	9%	4,43%	4%	2,62%	100%	233	10
	5 Köping	22%	5,77%	47%	7,08%	20%	6,24%	5%	3,01%	6%	2,84%	100%	278	6
	6 Norberg	24%	7,16%	43%	8,32%	18%	6,07%	4%	2,39%	10%	5,69%	100%	212	3
	7 Sala	22%	5,59%	41%	6,22%	13%	4,30%	14%	3,98%	10%	3,95%	100%	307	9
	8 Skinnskatteberg	20%	8,53%	33%	7,38%	13%	4,59%	20%	6,83%	14%	5,15%	100%	215	7
	9 Surahammar	25%	9,26%	41%	7,77%	19%	5,70%	9%	4,05%	7%	3,45%	100%	220	4
	10 Västerås	20%	3,49%	47%	4,43%	18%	3,44%	7%	2,16%	8%	2,53%	100%	576	11
<b>BOENDEORT</b>	1 I kommunens centralort	22%	2,78%	51%	3,53%	18%	2,85%	3%	1,14%	6%	1,72%	100%	1562	38
	2 I annan tätort i kommunen	13%	5,64%	41%	8,71%	17%	5,62%	14%	5,61%	15%	7,19%	100%	291	6
	3 Utanför tätort	17%	4,72%	32%	5,32%	23%	4,98%	19%	4,51%	9%	2,92%	100%	639	21
<b>FÖDELSELAND</b>	1 Sverige	20%	2,39%	47%	3,04%	18%	2,33%	7%	1,47%	8%	1,74%	100%	2218	51
	2 Europa Utom Norden	17%	9,12%	45%	14,73%	26%	14,68%	7%	5,72%	5%	5,19%	100%	89	2
	3 Norden utom Sverige	21%	7,86%	45%	9,69%	16%	7,40%	10%	6,30%	8%	5,03%	100%	188	12
	4 Övriga världen	31%	8,79%	33%	9,18%	19%	7,41%	10%	5,36%	7%	5,53%	100%	164	11
<b>UTBILDNING</b>	1 Grundskola	22%	5,13%	40%	5,96%	17%	4,76%	12%	4,20%	10%	3,66%	100%	560	34
	2 Gymnasieexamen	17%	3,76%	46%	4,90%	20%	4,03%	8%	2,55%	9%	3,05%	100%	819	9
	3 Annan eftergymnasial utbildning	24%	6,14%	44%	7,21%	14%	4,53%	10%	4,46%	7%	3,22%	100%	390	7
	4 Kortare studier vid högskola/universitet	23%	7,33%	49%	9,08%	18%	6,86%	5%	2,81%	5%	4,01%	100%	242	3
	5 Examen från högskola/universitet (kand/mag/master/forskarexamen)	22%	4,52%	49%	5,62%	18%	4,50%	4%	1,98%	7%	3,20%	100%	596	15

F35I Utbud Teater														
		1 Mycket stort		2 Ganska stort		3 Ganska litet		4 Mycket litet		5 Ingen uppfattning		Samtliga	Antal svar (oviktad)	Antal ej svar (oviktad)
		Procent	Fel +/-	Procent	Fel +/-	Procent	Fel +/-	Procent	Fel +/-	Procent	Fel +/-	Procent		
<b>Totalt</b>		7%	1,53%	24%	2,38%	26%	2,44%	19%	2,02%	25%	2,45%	100%	2640	95
<b>KÖN</b>	1 Kvinna	10%	2,39%	26%	3,40%	23%	3,25%	19%	2,71%	22%	3,20%	100%	1422	55
	2 Man	5%	1,90%	21%	3,31%	28%	3,62%	19%	2,99%	27%	3,67%	100%	1218	40
<b>ÅLDER</b>	1 18-24	9%	6,80%	18%	8,67%	20%	8,67%	18%	8,04%	34%	10,73%	100%	113	1
	2 25-34	6%	4,49%	20%	7,34%	27%	7,84%	18%	6,31%	29%	7,66%	100%	201	3
	3 35-44	4%	2,87%	21%	6,14%	30%	6,85%	17%	5,00%	28%	6,82%	100%	265	11
	4 45-54	10%	4,08%	17%	4,62%	28%	5,76%	22%	4,85%	23%	5,15%	100%	427	4
	5 55-64	5%	2,58%	31%	5,21%	26%	4,64%	22%	4,02%	16%	3,81%	100%	579	11
	6 65-74	7%	2,82%	28%	4,71%	24%	4,04%	19%	3,66%	22%	4,11%	100%	690	24
	7 75-84	8%	4,33%	36%	7,06%	23%	5,22%	13%	4,40%	19%	5,16%	100%	365	41
<b>KOMMUN</b>	1 Arboga	2%	1,74%	15%	6,65%	34%	8,80%	20%	6,40%	28%	8,78%	100%	195	14
	2 Fagersta	4%	2,77%	20%	6,00%	36%	7,64%	18%	6,24%	22%	6,90%	100%	203	4
	3 Hallstahammar	4%	2,88%	20%	6,24%	19%	5,50%	21%	7,33%	36%	8,64%	100%	213	15
	4 Kungsör	4%	2,95%	18%	5,18%	30%	6,57%	29%	6,49%	19%	5,62%	100%	234	9
	5 Köping	5%	2,77%	26%	6,01%	30%	6,60%	17%	5,10%	22%	6,48%	100%	274	10
	6 Norberg	2%	1,49%	10%	5,64%	28%	6,84%	31%	7,40%	30%	8,29%	100%	213	2
	7 Sala	2%	2,35%	8%	3,63%	25%	5,37%	35%	5,91%	31%	5,98%	100%	308	8
	8 Skinnskatteberg	7%	6,51%	9%	3,75%	25%	7,86%	33%	7,63%	27%	7,08%	100%	211	11
	9 Surahammar	7%	7,17%	12%	4,10%	21%	5,97%	42%	8,43%	18%	5,59%	100%	216	8
	10 Västerås	10%	2,58%	29%	3,92%	24%	3,90%	14%	3,07%	23%	3,86%	100%	573	14
<b>BOENDEORT</b>	1 I kommunens centralort	9%	2,12%	28%	3,16%	28%	3,22%	13%	2,15%	22%	2,98%	100%	1551	49
	2 I annan tätort i kommunen	5%	4,46%	17%	7,38%	12%	4,05%	28%	7,29%	38%	8,85%	100%	287	10
	3 Utanför tätort	2%	1,48%	14%	4,39%	26%	5,29%	33%	5,34%	25%	4,92%	100%	634	26
<b>FÖDELSELAND</b>	1 Sverige	6%	1,64%	24%	2,65%	27%	2,71%	19%	2,18%	24%	2,65%	100%	2207	62
	2 Europa Utom Norden	5%	4,83%	29%	12,87%	38%	15,08%	14%	7,35%	15%	10,71%	100%	90	1
	3 Norden utom Sverige	9%	6,19%	27%	9,33%	22%	8,03%	15%	6,43%	28%	8,62%	100%	182	18
	4 Övriga världen	13%	6,33%	17%	7,20%	15%	6,33%	23%	8,24%	33%	9,40%	100%	161	14
<b>UTBILDNING</b>	1 Grundskola	6%	2,94%	23%	5,24%	20%	4,79%	19%	4,65%	31%	6,08%	100%	551	43
	2 Gymnasieexamen	6%	2,90%	23%	4,23%	24%	4,15%	19%	3,69%	27%	4,44%	100%	812	16
	3 Annan eftergymnasial utbildning	9%	4,36%	19%	5,61%	23%	5,61%	27%	6,46%	23%	6,31%	100%	385	12
	4 Kortare studier vid högskola/universitet	6%	4,21%	26%	8,39%	29%	7,86%	19%	6,68%	20%	7,60%	100%	243	2
	5 Examen från högskola/universitet (kand/mag/master/forskarexamen)	8%	3,06%	26%	4,83%	31%	5,36%	14%	3,34%	20%	4,70%	100%	601	10



F35J Utbud Konserter/föreställningar														
		1 Mycket stort		2 Ganska stort		3 Ganska litet		4 Mycket litet		5 Ingen uppfattning		Samtliga	Antal svar (oviktad)	Antal ej svar (oviktad)
		Procent	Fel +/-	Procent	Fel +/-	Procent	Fel +/-	Procent	Fel +/-	Procent	Fel +/-	Procent		
<b>Totalt</b>		7%	1,51%	25%	2,51%	21%	2,23%	25%	2,31%	22%	2,30%	100%	2627	108
<b>KÖN</b>	1 Kvinna	10%	2,41%	27%	3,60%	20%	2,92%	22%	2,91%	21%	3,12%	100%	1413	64
	2 Man	5%	1,79%	22%	3,50%	22%	3,35%	28%	3,55%	23%	3,38%	100%	1214	44
<b>ÅLDER</b>	1 18-24	7%	5,70%	17%	8,80%	18%	8,84%	25%	8,81%	32%	10,61%	100%	113	1
	2 25-34	4%	3,63%	23%	7,87%	23%	7,35%	29%	7,65%	21%	6,87%	100%	200	4
	3 35-44	4%	3,22%	23%	6,74%	23%	6,19%	26%	6,14%	24%	6,23%	100%	264	12
	4 45-54	9%	3,90%	23%	5,52%	20%	4,83%	28%	5,53%	19%	4,80%	100%	422	9
	5 55-64	5%	2,84%	30%	5,35%	23%	4,22%	25%	4,22%	17%	3,82%	100%	578	12
	6 65-74	12%	3,82%	25%	4,74%	20%	3,50%	22%	3,78%	22%	3,96%	100%	686	28
	7 75-84	13%	5,43%	34%	6,96%	19%	4,60%	14%	4,41%	21%	5,37%	100%	364	42
<b>KOMMUN</b>	1 Arboga	4%	2,59%	16%	6,95%	23%	6,93%	29%	8,40%	28%	8,73%	100%	196	13
	2 Fagersta	4%	3,40%	10%	4,42%	30%	7,28%	30%	7,33%	27%	7,20%	100%	201	6
	3 Hallstahammar	1%	1,03%	11%	4,84%	21%	6,00%	29%	7,83%	38%	8,60%	100%	213	11
	4 Kungsör	3%	2,79%	11%	4,08%	30%	6,56%	38%	7,05%	18%	5,19%	100%	232	15
	5 Köping	3%	2,01%	13%	4,71%	35%	6,72%	27%	6,49%	23%	6,19%	100%	272	12
	6 Norberg	1%	1,03%	6%	2,98%	26%	7,44%	40%	8,08%	27%	8,17%	100%	209	6
	7 Sala	1%	1,23%	12%	4,07%	22%	4,97%	39%	6,31%	26%	5,67%	100%	306	10
	8 Skinnkatteberg	2%	1,82%	8%	3,44%	32%	8,97%	32%	7,51%	26%	6,96%	100%	211	11
	9 Surahammar	2%	1,59%	16%	7,71%	18%	5,37%	47%	8,48%	17%	5,27%	100%	214	10
	10 Västerås	11%	2,61%	35%	4,17%	17%	3,51%	18%	3,51%	19%	3,57%	100%	573	14
<b>BOENDEORT</b>	1 I kommunens centralort	9%	2,02%	28%	3,28%	21%	2,87%	21%	2,77%	21%	2,88%	100%	1542	58
	2 I annan tätort i kommunen	5%	4,55%	19%	7,84%	14%	5,27%	30%	7,52%	32%	8,40%	100%	286	11
	3 Utanför tätort	2%	1,43%	17%	4,78%	25%	5,24%	37%	5,51%	19%	4,29%	100%	634	26
<b>FÖDELSELAND</b>	1 Sverige	7%	1,61%	26%	2,79%	22%	2,52%	25%	2,51%	21%	2,45%	100%	2200	69
	2 Europa Utom Norden	6%	5,80%	32%	14,90%	19%	10,30%	23%	12,21%	20%	11,48%	100%	88	3
	3 Norden utom Sverige	8%	6,05%	19%	8,65%	18%	7,42%	24%	8,12%	31%	8,94%	100%	181	19
	4 Övriga världen	12%	6,20%	17%	7,28%	16%	6,51%	25%	8,69%	30%	9,17%	100%	158	17
<b>UTBILDNING</b>	1 Grundskola	8%	3,35%	19%	5,04%	20%	4,85%	22%	5,07%	31%	5,92%	100%	544	50
	2 Gymnasieexamen	6%	2,67%	21%	4,31%	21%	3,88%	29%	4,40%	24%	4,13%	100%	807	21
	3 Annan eftergymnasial utbildning	11%	4,98%	23%	6,33%	18%	4,96%	28%	6,43%	20%	5,76%	100%	386	11
	4 Kortare studier vid högskola/universitet	6%	3,74%	27%	8,42%	24%	7,48%	25%	7,55%	18%	7,53%	100%	241	4
	5 Examen från högskola/universitet (kand/mag/master/forskarexamen)	8%	2,97%	31%	5,31%	23%	4,80%	20%	4,18%	17%	4,34%	100%	599	12

F35K Utbud Livsmedelsbutiker														
		1 Mycket stort		2 Ganska stort		3 Ganska litet		4 Mycket litet		5 Ingen uppfattning		Samtliga	Antal svar (oviktad)	Antal ej svar (oviktad)
		Procent	Fel +/-	Procent	Fel +/-	Procent	Fel +/-	Procent	Fel +/-	Procent	Fel +/-	Procent		
<b>Totalt</b>		38%	2,76%	42%	2,71%	11%	1,57%	7%	1,39%	2%	0,73%	100%	2667	68
<b>KÖN</b>	1 Kvinna	42%	3,85%	39%	3,66%	10%	1,85%	7%	1,75%	2%	0,85%	100%	1437	40
	2 Man	33%	3,90%	45%	3,98%	13%	2,50%	8%	2,15%	2%	1,19%	100%	1230	28
<b>ÅLDER</b>	1 18-24	48%	11,12%	30%	9,94%	8%	5,63%	8%	5,95%	6%	5,69%	100%	113	1
	2 25-34	41%	8,67%	44%	8,62%	10%	4,53%	5%	3,78%	1%	0,78%	100%	201	3
	3 35-44	39%	7,35%	40%	7,30%	14%	4,73%	7%	3,68%	0%	0,47%	100%	263	13
	4 45-54	41%	6,21%	38%	6,00%	12%	3,89%	8%	3,50%	0%	0,55%	100%	425	6
	5 55-64	29%	5,06%	51%	5,33%	12%	3,02%	7%	2,49%	1%	1,30%	100%	583	7
	6 65-74	32%	4,77%	43%	4,90%	14%	3,19%	9%	2,67%	2%	1,33%	100%	697	17
	7 75-84	35%	6,74%	45%	6,70%	8%	2,60%	8%	3,79%	3%	2,55%	100%	385	21
<b>KOMMUN</b>	1 Arboga	28%	8,48%	54%	9,08%	12%	5,93%	1%	1,05%	5%	5,08%	100%	203	6
	2 Fagersta	39%	7,79%	48%	7,91%	9%	4,00%	4%	3,07%	0%		100%	206	1
	3 Hallstahammar	28%	6,81%	51%	8,41%	16%	7,19%	4%	2,76%	1%	0,92%	100%	217	11
	4 Kungsör	21%	6,03%	40%	6,83%	25%	5,97%	13%	5,18%	2%	1,50%	100%	236	7
	5 Köping	32%	6,92%	47%	7,02%	11%	4,43%	8%	4,41%	1%	1,02%	100%	279	5
	6 Norberg	19%	6,93%	48%	8,36%	23%	7,58%	6%	3,07%	3%	3,87%	100%	210	5
	7 Sala	34%	6,27%	42%	6,19%	12%	3,93%	12%	3,86%	1%	0,98%	100%	309	7
	8 Skinnkatteberg	19%	8,61%	33%	7,37%	25%	6,56%	20%	6,63%	3%	2,24%	100%	215	7
	9 Surahammar	10%	7,35%	28%	6,99%	41%	7,81%	19%	7,68%	1%	1,47%	100%	218	6
	10 Västerås	45%	4,44%	40%	4,34%	8%	2,31%	7%	2,16%	2%	1,18%	100%	574	13
<b>BOENDEORT</b>	1 I kommunens centralort	42%	3,54%	46%	3,51%	8%	1,56%	2%	1,14%	1%	0,57%	100%	1566	34
	2 I annan tätort i kommunen	27%	8,40%	34%	8,10%	20%	6,60%	14%	5,14%	5%	5,03%	100%	291	6
	3 Utanför tätort	25%	5,50%	32%	4,99%	21%	4,63%	21%	4,86%	2%	1,34%	100%	642	18
<b>FÖDELSELAND</b>	1 Sverige	37%	3,03%	43%	2,98%	11%	1,70%	7%	1,47%	1%	0,68%	100%	2234	35
	2 Europa Utom Norden	35%	14,54%	51%	14,67%	9%	7,00%	3%	2,53%	2%	3,31%	100%	90	1
	3 Norden utom Sverige	26%	8,61%	40%	9,26%	22%	8,80%	11%	6,42%	2%	3,22%	100%	187	13
	4 Övriga världen	45%	9,83%	31%	9,08%	10%	5,39%	10%	6,10%	4%	4,19%	100%	156	19
<b>UTBILDNING</b>	1 Grundskola	35%	6,00%	37%	5,81%	12%	3,42%	12%	4,32%	4%	3,14%	100%	564	30
	2 Gymnasieexamen	34%	4,89%	44%	4,86%	14%	3,33%	6%	2,22%	2%	1,45%	100%	818	10
	3 Annan eftergymnasial utbildning	35%	7,15%	40%	7,04%	14%	4,12%	10%	4,64%	1%	1,01%	100%	387	10
	4 Kortare studier vid högskola/universitet	41%	8,92%	43%	8,97%	8%	4,67%	6%	3,46%	2%	2,18%	100%	245	0
	5 Examen från högskola/universitet (kand/mag/master/forskarexamen)	43%	5,64%	42%	5,48%	8%	2,62%	6%	2,37%	1%	0,67%	100%	601	10

F35L Utbud Postkontor/postombud														
		1 Mycket stort		2 Ganska stort		3 Ganska litet		4 Mycket litet		5 Ingen uppfattning		Samtliga	Antal svar (oviktad)	Antal ej svar (oviktad)
		Procent	Fel +/-	Procent	Fel +/-	Procent	Fel +/-	Procent	Fel +/-	Procent	Fel +/-	Procent		
<b>Totalt</b>		16%	2,20%	37%	2,69%	24%	2,29%	18%	2,03%	5%	1,30%	100%	2645	90
<b>KÖN</b>	1 Kvinna	20%	3,38%	35%	3,64%	23%	3,00%	16%	2,60%	6%	1,82%	100%	1427	50
	2 Man	12%	2,75%	38%	3,94%	25%	3,45%	20%	3,10%	4%	1,85%	100%	1218	40
<b>ÅLDER</b>	1 18-24	21%	8,43%	32%	10,44%	19%	9,20%	16%	8,22%	12%	7,62%	100%	112	2
	2 25-34	28%	8,07%	42%	8,59%	17%	6,35%	9%	4,61%	4%	3,27%	100%	201	3
	3 35-44	14%	5,04%	37%	7,17%	24%	6,25%	20%	6,02%	5%	3,27%	100%	265	11
	4 45-54	17%	4,77%	40%	6,08%	25%	5,42%	14%	4,42%	4%	2,29%	100%	424	7
	5 55-64	10%	3,20%	37%	5,23%	26%	4,61%	24%	4,50%	3%	1,92%	100%	578	12
	6 65-74	9%	2,81%	32%	4,59%	29%	4,53%	24%	4,30%	7%	2,59%	100%	687	27
	7 75-84	11%	4,44%	33%	6,37%	26%	6,02%	25%	5,97%	5%	2,76%	100%	378	28
<b>KOMMUN</b>	1 Arboga	10%	6,35%	42%	8,94%	23%	7,11%	16%	6,39%	9%	5,83%	100%	200	9
	2 Fagersta	18%	6,33%	40%	7,91%	22%	6,36%	17%	5,48%	3%	3,28%	100%	202	5
	3 Hallstahammar	14%	5,24%	44%	8,39%	27%	7,45%	11%	4,91%	4%	5,06%	100%	216	12
	4 Kungsör	11%	4,72%	33%	6,69%	27%	6,41%	22%	5,89%	6%	3,11%	100%	233	10
	5 Köping	13%	5,40%	40%	6,91%	24%	5,66%	19%	5,94%	4%	2,89%	100%	276	8
	6 Norberg	14%	5,40%	38%	7,99%	24%	6,88%	19%	6,67%	6%	5,72%	100%	211	4
	7 Sala	18%	5,51%	33%	5,93%	24%	5,29%	21%	5,00%	4%	2,12%	100%	307	9
	8 Skinnskatteberg	10%	6,66%	25%	7,79%	27%	6,78%	32%	7,73%	6%	3,12%	100%	212	10
	9 Surahammar	7%	7,31%	24%	6,53%	30%	7,04%	35%	8,22%	4%	2,28%	100%	215	9
	10 Västerås	18%	3,55%	37%	4,31%	23%	3,68%	17%	3,19%	5%	2,08%	100%	573	14
<b>BOENDEORT</b>	1 I kommunens centralort	18%	2,89%	40%	3,49%	22%	2,81%	16%	2,46%	4%	1,46%	100%	1551	49
	2 I annan tätort i kommunen	13%	6,59%	38%	8,67%	26%	7,11%	14%	4,83%	9%	5,97%	100%	289	8
	3 Utanför tätort	10%	3,94%	27%	4,95%	28%	5,25%	30%	5,31%	5%	2,49%	100%	637	23
<b>FÖDELSELAND</b>	1 Sverige	14%	2,33%	37%	2,94%	25%	2,60%	19%	2,20%	5%	1,42%	100%	2218	51
	2 Europa Utom Norden	12%	8,66%	51%	14,70%	19%	10,47%	14%	10,86%	4%	4,63%	100%	89	2
	3 Norden utom Sverige	10%	5,88%	30%	8,51%	28%	9,09%	27%	9,60%	5%	3,68%	100%	181	19
	4 Övriga världen	32%	9,26%	35%	9,39%	12%	5,81%	14%	7,10%	7%	5,24%	100%	157	18
<b>UTBILDNING</b>	1 Grundskola	16%	4,57%	31%	5,83%	22%	4,64%	22%	5,21%	9%	4,12%	100%	552	42
	2 Gymnasieexamen	14%	3,75%	36%	4,71%	28%	4,43%	17%	3,43%	5%	2,52%	100%	814	14
	3 Annan eftergymnasial utbildning	17%	6,01%	32%	6,62%	24%	5,72%	24%	6,29%	4%	2,68%	100%	387	10
	4 Kortare studier vid högskola/universitet	21%	7,78%	36%	8,84%	24%	7,92%	15%	5,58%	3%	2,64%	100%	242	3
	5 Examen från högskola/universitet (kand/mag/master/forskarexamen)	16%	4,48%	43%	5,57%	21%	4,32%	16%	3,86%	4%	2,24%	100%	600	11

F35M Utbud Bank														
		1 Mycket stort		2 Ganska stort		3 Ganska litet		4 Mycket litet		5 Ingen uppfattning		Samtliga	Antal svar (oviktad)	Antal ej svar (oviktad)
		Procent	Fel +/-	Procent	Fel +/-	Procent	Fel +/-	Procent	Fel +/-	Procent	Fel +/-	Procent		
<b>Totalt</b>		13%	1,92%	29%	2,52%	24%	2,38%	28%	2,40%	6%	1,51%	100%	2650	85
<b>KÖN</b>	1 Kvinna	16%	3,06%	29%	3,48%	22%	3,11%	26%	3,19%	6%	1,92%	100%	1427	50
	2 Man	9%	2,29%	30%	3,65%	26%	3,58%	29%	3,58%	6%	2,32%	100%	1223	35
<b>ÅLDER</b>	1 18-24	17%	7,94%	29%	10,13%	21%	8,94%	18%	8,53%	14%	8,81%	100%	112	2
	2 25-34	19%	6,84%	27%	7,70%	24%	7,53%	22%	7,19%	8%	4,55%	100%	201	3
	3 35-44	12%	4,72%	29%	6,87%	29%	6,81%	26%	6,21%	4%	2,88%	100%	266	10
	4 45-54	13%	4,23%	32%	5,83%	23%	5,17%	27%	5,65%	5%	2,75%	100%	421	10
	5 55-64	7%	2,67%	31%	4,97%	26%	4,68%	31%	4,92%	5%	2,57%	100%	577	13
	6 65-74	10%	2,91%	27%	4,32%	21%	4,12%	38%	4,84%	4%	1,96%	100%	696	18
	7 75-84	10%	3,90%	31%	6,33%	22%	5,74%	31%	6,39%	6%	3,23%	100%	377	29
<b>KOMMUN</b>	1 Arboga	16%	7,39%	43%	9,07%	27%	7,62%	7%	3,57%	6%	5,29%	100%	198	11
	2 Fagersta	9%	4,81%	15%	5,39%	31%	7,62%	44%	7,83%	2%	1,87%	100%	203	4
	3 Hallstahammar	7%	3,49%	24%	7,44%	35%	7,81%	23%	6,36%	11%	7,03%	100%	219	9
	4 Kungsör	18%	5,40%	40%	6,93%	23%	6,01%	14%	5,26%	4%	2,88%	100%	234	9
	5 Köping	18%	5,75%	46%	7,06%	21%	5,74%	13%	4,29%	2%	1,90%	100%	276	8
	6 Norberg	12%	4,99%	22%	7,33%	25%	6,90%	34%	8,07%	6%	4,43%	100%	210	5
	7 Sala	18%	5,52%	35%	5,97%	19%	5,07%	22%	4,90%	6%	2,82%	100%	308	8
	8 Skinnskatteberg	8%	6,61%	9%	3,72%	24%	6,66%	52%	8,36%	7%	3,26%	100%	216	6
	9 Surahammar	2%	1,60%	0%	0,91%	5%	7,18%	87%	7,47%	5%	2,90%	100%	214	10
	10 Västerås	12%	3,03%	29%	4,01%	24%	3,82%	28%	3,91%	7%	2,47%	100%	572	15
<b>BOENDEORT</b>	1 I kommunens centralort	14%	2,53%	32%	3,26%	25%	3,09%	24%	2,95%	5%	1,74%	100%	1558	42
	2 I annan tätort i kommunen	9%	5,80%	25%	7,86%	19%	7,05%	32%	7,43%	14%	7,12%	100%	287	10
	3 Utanför tätort	7%	2,85%	27%	5,34%	22%	4,83%	39%	5,60%	6%	2,48%	100%	639	21
<b>FÖDELSELAND</b>	1 Sverige	10%	1,90%	30%	2,77%	25%	2,65%	29%	2,71%	6%	1,60%	100%	2215	54
	2 Europa Utom Norden	9%	6,91%	40%	14,86%	22%	13,23%	23%	10,75%	6%	5,46%	100%	89	2
	3 Norden utom Sverige	9%	4,64%	25%	7,72%	23%	8,83%	39%	9,95%	4%	3,69%	100%	185	15
	4 Övriga världen	34%	9,26%	26%	8,21%	17%	7,15%	12%	6,28%	11%	6,72%	100%	161	14
<b>UTBILDNING</b>	1 Grundskola	16%	4,74%	27%	5,50%	19%	4,61%	31%	5,72%	6%	3,39%	100%	556	38
	2 Gymnasieexamen	11%	3,18%	24%	4,14%	26%	4,32%	32%	4,56%	7%	2,99%	100%	813	15
	3 Annan eftergymnasial utbildning	13%	5,52%	29%	6,20%	20%	5,84%	32%	6,62%	5%	3,88%	100%	387	10
	4 Kortare studier vid högskola/universitet	16%	6,81%	32%	8,41%	23%	7,61%	23%	7,44%	6%	4,57%	100%	244	1
	5 Examen från högskola/universitet (kand/mag/master/forskarexamen)	12%	3,71%	35%	5,41%	27%	5,00%	21%	4,27%	6%	2,72%	100%	599	12

F35N Utbud Vårdcentral														
		1 Mycket stort		2 Ganska stort		3 Ganska litet		4 Mycket litet		5 Ingen uppfattning		Samtliga	Antal svar (oviktad)	Antal ej svar (oviktad)
		Procent	Fel +/-	Procent	Fel +/-	Procent	Fel +/-	Procent	Fel +/-	Procent	Fel +/-	Procent		
<b>Totalt</b>		21%	2,34%	49%	2,77%	17%	1,98%	10%	1,52%	3%	1,08%	100%	2666	69
<b>KÖN</b>	1 Kvinna	25%	3,49%	48%	3,80%	15%	2,29%	9%	2,04%	3%	1,27%	100%	1434	43
	2 Man	17%	3,07%	50%	4,02%	19%	3,17%	10%	2,26%	4%	1,74%	100%	1232	26
<b>ÅLDER</b>	1 18-24	29%	10,29%	35%	10,46%	19%	8,35%	7%	5,36%	10%	7,42%	100%	113	1
	2 25-34	22%	7,51%	50%	8,70%	18%	6,45%	7%	3,90%	2%	1,66%	100%	201	3
	3 35-44	18%	5,65%	51%	7,41%	20%	5,51%	11%	4,52%	1%	1,56%	100%	265	11
	4 45-54	20%	4,98%	52%	6,23%	13%	3,78%	11%	4,13%	4%	2,56%	100%	424	7
	5 55-64	16%	4,01%	52%	5,31%	18%	3,80%	11%	3,18%	2%	1,42%	100%	581	9
	6 65-74	22%	4,29%	45%	4,91%	17%	3,60%	12%	3,28%	4%	1,94%	100%	697	17
	7 75-84	22%	5,85%	57%	6,69%	12%	4,17%	5%	2,59%	4%	2,40%	100%	385	21
<b>KOMMUN</b>	1 Arboga	20%	7,25%	48%	9,02%	20%	6,55%	4%	5,08%	7%	5,61%	100%	201	8
	2 Fagersta	11%	5,18%	37%	7,36%	38%	7,91%	12%	5,34%	2%	2,65%	100%	203	4
	3 Hallstahammar	18%	6,49%	44%	8,29%	22%	6,25%	10%	5,21%	7%	6,20%	100%	217	11
	4 Kungsör	19%	5,38%	41%	6,93%	25%	6,44%	12%	4,56%	3%	2,50%	100%	235	8
	5 Köping	21%	6,07%	58%	6,99%	14%	4,69%	5%	2,36%	2%	1,66%	100%	277	7
	6 Norberg	23%	7,07%	46%	8,32%	26%	7,40%	3%	2,15%	2%	1,51%	100%	213	2
	7 Sala	18%	5,31%	44%	6,27%	18%	4,96%	18%	4,63%	3%	1,72%	100%	308	8
	8 Skinnskatteberg	13%	4,60%	41%	8,26%	27%	7,92%	16%	5,83%	3%	2,16%	100%	218	4
	9 Surahammar	11%	4,18%	47%	8,59%	20%	6,01%	19%	5,77%	3%	2,58%	100%	216	8
	10 Västerås	24%	3,80%	51%	4,43%	13%	3,08%	9%	2,41%	3%	1,67%	100%	578	9
<b>BOENDEORT</b>	1 I kommunens centralort	23%	3,02%	55%	3,50%	15%	2,39%	5%	1,53%	2%	0,82%	100%	1571	29
	2 I annan tätort i kommunen	17%	6,94%	34%	8,24%	21%	6,97%	15%	5,25%	12%	7,07%	100%	288	9
	3 Utanför tätort	13%	4,27%	37%	5,50%	24%	4,90%	22%	4,91%	5%	2,37%	100%	638	22
<b>FÖDELSELAND</b>	1 Sverige	20%	2,53%	50%	3,04%	17%	2,18%	9%	1,71%	3%	1,11%	100%	2224	45
	2 Europa Utom Norden	19%	11,44%	59%	14,08%	10%	7,61%	10%	7,10%	2%	3,23%	100%	88	3
	3 Norden utom Sverige	16%	6,69%	46%	9,53%	18%	7,70%	18%	8,60%	2%	3,13%	100%	192	8
	4 Övriga världen	34%	9,06%	36%	9,49%	17%	7,22%	7%	3,84%	7%	5,29%	100%	162	13
<b>UTBILDNING</b>	1 Grundskola	24%	5,45%	44%	6,02%	17%	4,70%	11%	3,96%	4%	2,95%	100%	563	31
	2 Gymnasieexamen	18%	4,06%	48%	4,94%	20%	3,85%	9%	2,58%	4%	2,38%	100%	815	13
	3 Annan eftergymnasial utbildning	21%	6,06%	41%	6,95%	21%	5,92%	14%	5,33%	4%	2,53%	100%	389	8
	4 Kortare studier vid högskola/universitet	22%	7,40%	50%	9,04%	16%	5,83%	8%	4,26%	4%	3,54%	100%	244	1
	5 Examen från högskola/universitet (kand/mag/master/forskarexamen)	22%	4,83%	56%	5,53%	13%	3,41%	8%	2,69%	2%	1,23%	100%	602	9

F350 Utbud Lasarett/sjukhus														
		1 Mycket stort		2 Ganska stort		3 Ganska litet		4 Mycket litet		5 Ingen uppfattning		Samtliga	Antal svar (oviktad)	Antal ej svar (oviktad)
		Procent	Fel +/-	Procent	Fel +/-	Procent	Fel +/-	Procent	Fel +/-	Procent	Fel +/-	Procent		
<b>Totalt</b>		20%	2,43%	37%	2,72%	14%	1,92%	24%	2,07%	6%	1,24%	100%	2644	91
<b>KÖN</b>	1 Kvinna	22%	3,52%	36%	3,75%	12%	2,42%	23%	2,62%	7%	1,91%	100%	1423	54
	2 Man	17%	3,34%	37%	3,94%	16%	2,95%	25%	3,18%	5%	1,59%	100%	1221	37
<b>ÅLDER</b>	1 18-24	29%	10,42%	20%	9,13%	16%	8,13%	24%	8,85%	11%	7,26%	100%	112	2
	2 25-34	20%	7,51%	38%	8,61%	20%	6,93%	16%	5,38%	7%	3,54%	100%	200	4
	3 35-44	18%	6,11%	35%	7,35%	16%	4,98%	26%	5,95%	5%	2,96%	100%	268	8
	4 45-54	19%	5,40%	37%	6,20%	13%	3,91%	28%	5,00%	4%	2,22%	100%	425	6
	5 55-64	13%	4,00%	45%	5,45%	12%	3,05%	27%	3,99%	4%	1,95%	100%	578	12
	6 65-74	21%	4,61%	35%	4,93%	11%	2,67%	26%	3,94%	6%	2,03%	100%	687	27
	7 75-84	22%	6,47%	44%	6,93%	7%	2,28%	20%	4,56%	7%	2,42%	100%	374	32
<b>KOMMUN</b>	1 Arboga	4%	2,61%	14%	7,23%	17%	5,95%	53%	9,13%	13%	7,08%	100%	199	10
	2 Fagersta	12%	5,36%	31%	7,30%	30%	7,26%	24%	6,64%	2%	2,59%	100%	206	1
	3 Hallstahammar	3%	2,30%	19%	6,24%	14%	5,64%	47%	8,49%	17%	7,51%	100%	212	16
	4 Kungsör	5%	3,11%	15%	5,05%	10%	4,13%	55%	7,09%	14%	5,21%	100%	233	10
	5 Köping	19%	5,86%	52%	7,14%	15%	5,06%	9%	3,83%	5%	3,58%	100%	277	7
	6 Norberg	5%	5,23%	7%	3,37%	16%	5,56%	64%	7,82%	8%	3,53%	100%	211	4
	7 Sala	6%	3,80%	16%	4,81%	29%	5,77%	43%	6,16%	6%	2,89%	100%	311	5
	8 Skinnskatteberg	2%	2,18%	8%	3,38%	12%	4,65%	64%	8,23%	14%	7,32%	100%	208	14
	9 Surahammar	2%	1,64%	7%	7,17%	6%	3,43%	73%	7,95%	12%	4,32%	100%	215	9
	10 Västerås	29%	4,04%	46%	4,42%	10%	3,00%	11%	2,81%	4%	1,72%	100%	572	15
<b>BOENDEORT</b>	1 I kommunens centralort	23%	3,18%	41%	3,53%	14%	2,54%	17%	2,05%	5%	1,36%	100%	1551	49
	2 I annan tätort i kommunen	15%	7,37%	25%	7,32%	14%	5,88%	34%	8,10%	12%	6,16%	100%	285	12
	3 Utanför tätort	9%	4,04%	27%	5,38%	16%	4,00%	42%	5,60%	6%	2,57%	100%	642	18
<b>FÖDELSELAND</b>	1 Sverige	19%	2,68%	37%	3,00%	13%	2,02%	26%	2,34%	5%	1,31%	100%	2211	58
	2 Europa Utom Norden	18%	12,08%	45%	15,03%	12%	10,64%	17%	8,94%	8%	5,66%	100%	87	4
	3 Norden utom Sverige	9%	5,81%	44%	9,91%	10%	5,74%	30%	8,81%	6%	3,88%	100%	184	16
	4 Övriga världen	29%	8,67%	30%	9,06%	19%	8,06%	10%	5,62%	11%	5,41%	100%	162	13
<b>UTBILDNING</b>	1 Grundskola	19%	5,09%	31%	5,74%	16%	4,35%	27%	5,22%	8%	3,12%	100%	556	38
	2 Gymnasieexamen	18%	4,38%	32%	4,61%	17%	3,92%	26%	3,77%	7%	2,60%	100%	812	16
	3 Annan eftergymnasial utbildning	20%	6,41%	32%	6,81%	14%	4,50%	30%	6,43%	5%	2,68%	100%	383	14
	4 Kortare studier vid högskola/universitet	17%	7,11%	40%	9,17%	13%	5,93%	22%	6,13%	9%	5,30%	100%	243	2
	5 Examen från högskola/universitet (kand/mag/master/forskarexamen)	23%	5,11%	45%	5,63%	10%	3,44%	19%	3,59%	3%	1,31%	100%	599	12

F35P Utbud Möjlighet till kontantuttag														
		1 Mycket stort		2 Ganska stort		3 Ganska litet		4 Mycket litet		5 Ingen uppfattning		Samtliga	Antal svar (oviktad)	Antal ej svar (oviktad)
		Procent	Fel +/-	Procent	Fel +/-	Procent	Fel +/-	Procent	Fel +/-	Procent	Fel +/-	Procent		
Totalt		15%	2,00%	38%	2,68%	22%	2,25%	15%	1,84%	10%	1,93%	100%	2656	79
KÖN	1 Kvinna	15%	2,75%	38%	3,69%	21%	3,04%	14%	2,27%	12%	2,83%	100%	1429	48
	2 Man	15%	2,91%	38%	3,88%	22%	3,32%	15%	2,87%	9%	2,61%	100%	1227	31
ÅLDER	1 18-24	20%	8,96%	32%	10,23%	22%	9,27%	12%	7,01%	13%	8,07%	100%	113	1
	2 25-34	15%	6,08%	35%	8,35%	23%	7,31%	12%	5,05%	16%	6,65%	100%	201	3
	3 35-44	12%	4,67%	31%	6,84%	24%	6,13%	18%	5,54%	15%	5,78%	100%	266	10
	4 45-54	15%	4,67%	41%	6,17%	21%	4,73%	14%	4,43%	9%	3,59%	100%	424	7
	5 55-64	12%	3,54%	43%	5,33%	19%	3,94%	18%	3,84%	8%	3,13%	100%	581	9
	6 65-74	14%	3,38%	42%	4,93%	24%	4,22%	14%	3,27%	6%	2,43%	100%	695	19
	7 75-84	21%	5,81%	44%	6,85%	17%	4,95%	14%	4,26%	4%	2,74%	100%	376	30
KOMMUN	1 Arboga	16%	6,32%	47%	9,07%	18%	5,97%	10%	5,80%	9%	6,81%	100%	199	10
	2 Fagersta	6%	3,69%	23%	6,96%	36%	7,52%	31%	7,14%	3%	3,23%	100%	207	0
	3 Hallstahammar	14%	4,90%	34%	8,00%	27%	7,84%	16%	5,23%	10%	6,53%	100%	214	14
	4 Kungsör	22%	5,83%	44%	7,06%	15%	5,55%	11%	4,45%	7%	3,73%	100%	232	11
	5 Köping	21%	6,26%	45%	7,03%	21%	5,83%	7%	3,43%	6%	3,81%	100%	276	8
	6 Norberg	14%	4,98%	36%	8,16%	26%	7,23%	16%	6,71%	7%	4,92%	100%	209	6
	7 Sala	15%	5,26%	33%	5,89%	21%	5,12%	25%	5,16%	6%	2,92%	100%	310	6
	8 Skinnskatteberg	16%	7,06%	30%	7,01%	24%	7,92%	24%	6,88%	6%	3,14%	100%	216	6
	9 Surahammar	4%	2,62%	35%	9,09%	32%	7,05%	25%	6,42%	4%	2,92%	100%	217	7
	10 Västerås	15%	3,18%	39%	4,30%	20%	3,59%	13%	2,91%	13%	3,18%	100%	576	11
BOENDEORT	1 I kommunens centralort	16%	2,53%	43%	3,49%	22%	2,91%	10%	2,03%	9%	2,28%	100%	1558	42
	2 I annan tätort i kommunen	14%	6,21%	31%	8,23%	21%	6,88%	16%	5,07%	18%	7,83%	100%	288	9
	3 Utanför tätort	11%	3,84%	28%	4,82%	22%	4,64%	31%	5,44%	9%	3,88%	100%	644	16
FÖDELSELAND	1 Sverige	14%	2,13%	38%	2,94%	22%	2,49%	15%	2,03%	11%	2,15%	100%	2223	46
	2 Europa Utom Norden	15%	10,91%	39%	14,35%	20%	11,82%	12%	8,40%	14%	11,22%	100%	87	4
	3 Norden utom Sverige	15%	6,56%	44%	9,65%	20%	7,70%	19%	8,38%	2%	3,16%	100%	187	13
	4 Övriga världen	25%	8,17%	36%	9,39%	19%	7,73%	11%	6,09%	10%	6,20%	100%	159	16
UTBILDNING	1 Grundskola	19%	4,79%	37%	5,88%	18%	4,73%	17%	4,62%	8%	4,17%	100%	559	35
	2 Gymnasieexamen	15%	3,76%	39%	4,78%	27%	4,43%	13%	3,16%	6%	2,46%	100%	816	12
	3 Annan eftergymnasial utbildning	19%	5,85%	34%	6,65%	22%	5,78%	19%	5,91%	6%	3,92%	100%	385	12
	4 Kortare studier vid högskola/universitet	17%	6,78%	40%	9,08%	18%	6,30%	12%	4,69%	13%	6,82%	100%	242	3
	5 Examen från högskola/universitet (kand/mag/master/forskarexamen)	11%	3,50%	40%	5,44%	18%	4,32%	13%	3,50%	17%	4,60%	100%	603	8

F35Q Utbud Gratis wifi														
		1 Mycket stort		2 Ganska stort		3 Ganska litet		4 Mycket litet		5 Ingen uppfattning		Samtliga	Antal svar (oviktad)	Antal ej svar (oviktad)
		Procent	Fel +/-	Procent	Fel +/-	Procent	Fel +/-	Procent	Fel +/-	Procent	Fel +/-	Procent		
<b>Totalt</b>		7%	1,57%	16%	2,20%	17%	2,20%	20%	2,15%	40%	2,68%	100%	2609	126
<b>KÖN</b>	1 Kvinna	9%	2,33%	16%	3,08%	14%	2,89%	19%	2,86%	42%	3,69%	100%	1407	70
	2 Man	6%	2,10%	15%	3,13%	19%	3,31%	21%	3,19%	39%	3,88%	100%	1202	56
<b>ÅLDER</b>	1 18-24	12%	7,59%	24%	9,79%	15%	8,02%	24%	8,84%	24%	9,81%	100%	112	2
	2 25-34	7%	4,74%	15%	6,67%	26%	7,84%	19%	6,50%	33%	8,04%	100%	199	5
	3 35-44	5%	3,22%	13%	5,32%	17%	5,57%	25%	6,21%	40%	7,23%	100%	268	8
	4 45-54	8%	3,66%	15%	4,94%	17%	4,74%	19%	4,78%	40%	6,01%	100%	424	7
	5 55-64	5%	2,61%	20%	4,60%	15%	3,88%	23%	4,26%	37%	5,08%	100%	579	11
	6 65-74	9%	3,14%	13%	3,59%	13%	3,41%	17%	3,61%	49%	5,04%	100%	672	42
	7 75-84	5%	3,26%	11%	4,55%	8%	4,02%	10%	3,97%	66%	6,72%	100%	355	51
<b>KOMMUN</b>	1 Arboga	3%	2,62%	9%	6,02%	13%	5,48%	24%	8,16%	51%	9,27%	100%	191	18
	2 Fagersta	6%	3,87%	8%	4,21%	13%	5,34%	29%	7,46%	45%	7,78%	100%	206	1
	3 Hallstahammar	3%	2,06%	9%	5,02%	21%	7,55%	20%	8,14%	47%	8,37%	100%	211	17
	4 Kungsör	5%	3,35%	8%	4,04%	12%	4,73%	25%	6,61%	50%	7,22%	100%	227	16
	5 Köping	4%	2,36%	15%	5,06%	15%	5,09%	19%	5,94%	46%	7,22%	100%	269	15
	6 Norberg	3%	3,04%	11%	5,96%	13%	5,79%	29%	7,89%	44%	8,32%	100%	205	10
	7 Sala	8%	4,20%	10%	3,30%	14%	4,38%	25%	5,47%	43%	6,28%	100%	308	8
	8 Skinnskatteberg	2%	1,68%	7%	3,92%	10%	4,48%	39%	8,57%	42%	8,33%	100%	211	11
	9 Surahammar	1%	1,14%	6%	7,37%	10%	4,33%	41%	8,09%	42%	8,47%	100%	209	15
	10 Västerås	9%	2,64%	20%	3,63%	19%	3,59%	16%	3,25%	36%	4,20%	100%	572	15
<b>BOENDEORT</b>	1 I kommunens centralort	7%	1,96%	18%	2,93%	19%	2,93%	15%	2,43%	41%	3,41%	100%	1529	71
	2 I annan tätort i kommunen	7%	5,17%	14%	6,78%	15%	6,52%	26%	7,15%	38%	8,56%	100%	284	13
	3 Utanför tätort	4%	1,97%	10%	4,01%	12%	4,20%	35%	5,52%	40%	5,55%	100%	635	25
<b>FÖDELSELAND</b>	1 Sverige	6%	1,65%	15%	2,41%	16%	2,41%	19%	2,24%	43%	2,99%	100%	2182	87
	2 Europa Utom Norden	10%	9,96%	24%	14,03%	11%	8,59%	27%	12,99%	27%	11,76%	100%	88	3
	3 Norden utom Sverige	8%	5,86%	8%	4,47%	12%	6,55%	25%	9,58%	47%	9,99%	100%	177	23
	4 Övriga världen	15%	6,28%	18%	7,26%	22%	8,40%	24%	8,36%	21%	7,98%	100%	162	13
<b>UTBILDNING</b>	1 Grundskola	9%	3,86%	13%	4,30%	13%	4,44%	21%	5,13%	44%	6,12%	100%	539	55
	2 Gymnasieexamen	8%	3,13%	17%	4,13%	17%	3,79%	21%	3,81%	38%	4,67%	100%	808	20
	3 Annan eftergymnasial utbildning	8%	3,75%	15%	5,60%	14%	4,96%	23%	6,35%	39%	6,95%	100%	382	15
	4 Kortare studier vid högskola/universitet	5%	4,58%	18%	7,97%	17%	7,07%	17%	6,40%	42%	8,81%	100%	239	6
	5 Examen från högskola/universitet (kand/mag/master/forskarexamen)	6%	2,88%	16%	4,22%	20%	4,83%	18%	4,06%	41%	5,42%	100%	597	14



F35R Utbud Mobiltäckning gällande telefonsamtal														
		1 Mycket stort		2 Ganska stort		3 Ganska litet		4 Mycket litet		5 Ingen uppfattning		Samtliga	Antal svar (oviktad)	Antal ej svar (oviktad)
		Procent	Fel +/-	Procent	Fel +/-	Procent	Fel +/-	Procent	Fel +/-	Procent	Fel +/-	Procent		
<b>Totalt</b>		38%	2,73%	44%	2,75%	8%	1,48%	5%	1,18%	5%	1,18%	100%	2638	97
<b>KÖN</b>	1 Kvinna	37%	3,72%	45%	3,79%	7%	1,91%	5%	1,71%	6%	1,72%	100%	1417	60
	2 Man	39%	3,98%	43%	3,98%	9%	2,24%	5%	1,63%	4%	1,62%	100%	1221	37
<b>ÅLDER</b>	1 18-24	43%	11,11%	38%	10,69%	6%	5,45%	4%	3,91%	8%	6,63%	100%	112	2
	2 25-34	34%	8,29%	47%	8,69%	11%	5,23%	5%	3,77%	3%	2,61%	100%	201	3
	3 35-44	41%	7,27%	41%	7,29%	9%	4,01%	5%	2,98%	5%	3,20%	100%	266	10
	4 45-54	41%	6,20%	43%	6,14%	7%	3,02%	6%	3,16%	3%	1,96%	100%	424	7
	5 55-64	33%	5,16%	49%	5,35%	8%	2,73%	5%	2,34%	4%	2,02%	100%	578	12
	6 65-74	39%	4,99%	45%	4,93%	7%	2,34%	5%	2,07%	4%	1,71%	100%	688	26
	7 75-84	35%	6,81%	44%	6,80%	6%	2,98%	4%	2,50%	12%	4,66%	100%	369	37
<b>KOMMUN</b>	1 Arboga	24%	7,33%	52%	9,16%	11%	5,82%	5%	5,20%	8%	5,55%	100%	196	13
	2 Fagersta	39%	7,73%	47%	7,90%	7%	4,21%	3%	3,06%	3%	2,07%	100%	206	1
	3 Hallstahammar	32%	7,68%	48%	8,52%	9%	5,66%	2%	2,38%	9%	6,30%	100%	211	17
	4 Kungsör	34%	6,74%	43%	6,96%	9%	3,76%	8%	4,90%	6%	3,10%	100%	232	11
	5 Köping	35%	6,90%	44%	7,05%	11%	4,92%	6%	3,71%	4%	2,34%	100%	274	10
	6 Norberg	22%	7,35%	53%	8,40%	10%	5,23%	9%	4,05%	6%	2,92%	100%	209	6
	7 Sala	33%	6,30%	43%	6,23%	11%	3,71%	8%	3,13%	5%	2,61%	100%	308	8
	8 Skinnkatteberg	21%	7,54%	45%	8,19%	19%	7,73%	9%	4,60%	6%	3,18%	100%	213	9
	9 Surahammar	32%	7,21%	53%	8,29%	9%	4,08%	3%	2,59%	3%	2,23%	100%	214	10
	10 Västerås	43%	4,39%	42%	4,39%	6%	2,23%	4%	1,82%	4%	1,83%	100%	575	12
<b>BOENDEORT</b>	1 I kommunens centralort	43%	3,52%	44%	3,50%	6%	1,63%	3%	1,26%	5%	1,42%	100%	1552	48
	2 I annan tätort i kommunen	39%	8,69%	43%	8,70%	8%	4,24%	3%	3,44%	7%	5,55%	100%	283	14
	3 Utanför tätort	18%	4,23%	46%	5,81%	18%	4,71%	15%	3,82%	4%	1,74%	100%	638	22
<b>FÖDELSELAND</b>	1 Sverige	39%	3,02%	45%	3,03%	7%	1,52%	4%	1,12%	4%	1,17%	100%	2207	62
	2 Europa Utom Norden	33%	13,93%	42%	14,58%	7%	5,65%	12%	10,75%	7%	6,53%	100%	87	4
	3 Norden utom Sverige	32%	9,20%	52%	9,87%	7%	5,05%	4%	3,75%	5%	4,09%	100%	183	17
	4 Övriga världen	35%	9,15%	35%	9,15%	14%	6,86%	7%	5,30%	9%	5,83%	100%	161	14
<b>UTBILDNING</b>	1 Grundskola	33%	5,84%	42%	6,06%	8%	3,60%	8%	3,60%	9%	3,81%	100%	552	42
	2 Gymnasieexamen	38%	4,93%	48%	4,92%	8%	2,70%	4%	1,48%	3%	1,73%	100%	815	13
	3 Annan eftergymnasial utbildning	40%	7,15%	40%	7,09%	10%	4,63%	5%	2,90%	5%	2,99%	100%	382	15
	4 Kortare studier vid högskola/universitet	39%	8,84%	42%	8,97%	8%	4,50%	4%	3,79%	7%	5,08%	100%	239	6
	5 Examen från högskola/universitet (kand/mag/master/forskarexamen)	41%	5,50%	44%	5,58%	7%	2,59%	5%	2,63%	3%	1,67%	100%	601	10

F355 Utbud Mobiltäckning gällande internet (god uppkoppling)														
		1 Mycket stort	2 Ganska stort		3 Ganska litet		4 Mycket litet		5 Ingen uppfattning		Samtliga	Antal svar (oviktad)	Antal ej svar (oviktad)	
		Procent	Fel +/-	Procent	Fel +/-	Procent	Fel +/-	Procent	Fel +/-	Procent				Fel +/-
<b>Totalt</b>		32%	2,64%	44%	2,76%	10%	1,60%	5%	1,17%	9%	1,45%	100%	2642	93
<b>KÖN</b>	1 Kvinna	31%	3,59%	43%	3,78%	10%	2,27%	5%	1,70%	10%	2,09%	100%	1418	59
	2 Man	33%	3,86%	45%	4,01%	10%	2,25%	5%	1,61%	7%	2,02%	100%	1224	34
<b>ÅLDER</b>	1 18-24	34%	10,61%	43%	10,97%	11%	6,60%	4%	3,91%	8%	6,61%	100%	113	1
	2 25-34	33%	8,26%	48%	8,71%	10%	4,78%	7%	4,09%	3%	3,18%	100%	200	4
	3 35-44	35%	7,13%	41%	7,31%	13%	4,65%	5%	3,03%	7%	3,79%	100%	263	13
	4 45-54	33%	5,96%	44%	6,17%	10%	3,51%	6%	3,08%	6%	2,82%	100%	427	4
	5 55-64	28%	4,89%	47%	5,32%	13%	3,56%	5%	2,06%	8%	2,69%	100%	582	8
	6 65-74	33%	4,82%	42%	4,92%	9%	2,62%	5%	1,85%	12%	3,18%	100%	686	28
	7 75-84	26%	6,37%	42%	6,77%	5%	2,58%	3%	1,31%	24%	5,97%	100%	371	35
<b>KOMMUN</b>	1 Arboga	20%	7,08%	45%	9,15%	13%	5,39%	8%	6,55%	13%	5,99%	100%	195	14
	2 Fagersta	31%	7,42%	46%	7,95%	13%	5,68%	4%	3,40%	6%	2,83%	100%	202	5
	3 Hallstahammar	27%	7,31%	46%	8,35%	12%	5,86%	2%	2,26%	14%	6,57%	100%	216	12
	4 Kungsör	30%	6,65%	43%	7,09%	11%	4,26%	7%	4,58%	9%	3,84%	100%	228	15
	5 Köping	28%	6,53%	48%	7,10%	10%	4,57%	6%	4,01%	8%	2,98%	100%	277	7
	6 Norberg	18%	7,11%	42%	8,06%	19%	7,78%	11%	4,77%	9%	3,50%	100%	212	3
	7 Sala	26%	6,12%	40%	6,17%	14%	4,24%	11%	3,59%	9%	2,95%	100%	309	7
	8 Skinnskatteberg	18%	7,42%	41%	7,98%	18%	7,42%	12%	5,24%	11%	4,57%	100%	214	8
	9 Surahammar	27%	6,78%	50%	8,47%	12%	4,58%	6%	3,53%	6%	2,96%	100%	213	11
	10 Västerås	36%	4,27%	43%	4,41%	8%	2,45%	4%	1,71%	8%	2,31%	100%	576	11
<b>BOENDEORT</b>	1 I kommunens centralort	35%	3,43%	45%	3,52%	8%	1,87%	3%	1,19%	9%	1,80%	100%	1548	52
	2 I annan tätort i kommunen	32%	8,43%	44%	8,67%	9%	4,42%	3%	3,23%	11%	5,91%	100%	289	8
	3 Utanför tätort	17%	4,34%	43%	5,77%	19%	4,60%	15%	3,95%	6%	2,36%	100%	641	19
<b>FÖDELSELAND</b>	1 Sverige	32%	2,93%	45%	3,03%	10%	1,68%	5%	1,19%	8%	1,53%	100%	2212	57
	2 Europa Utom Norden	32%	13,31%	46%	14,94%	11%	10,08%	4%	4,09%	7%	6,54%	100%	87	4
	3 Norden utom Sverige	26%	8,81%	50%	9,90%	8%	5,08%	3%	1,94%	13%	6,10%	100%	182	18
	4 Övriga världen	30%	8,79%	37%	9,35%	13%	6,43%	10%	5,85%	10%	6,09%	100%	161	14
<b>UTBILDNING</b>	1 Grundskola	27%	5,50%	41%	6,10%	10%	3,80%	7%	3,16%	16%	4,30%	100%	554	40
	2 Gymnasieexamen	32%	4,79%	46%	4,93%	12%	2,98%	3%	1,45%	6%	2,33%	100%	814	14
	3 Annan eftergymnasial utbildning	35%	7,05%	39%	6,98%	10%	4,45%	8%	4,11%	8%	3,39%	100%	385	12
	4 Kortare studier vid högskola/universitet	36%	8,76%	41%	8,95%	10%	5,04%	4%	3,68%	8%	5,36%	100%	240	5
	5 Examen från högskola/universitet (kand/mag/master/forskarexamen)	32%	5,29%	47%	5,61%	9%	2,94%	5%	2,43%	7%	2,57%	100%	601	10

F35T Utbud Återvinningsstationer															
		1 Mycket stort		2 Ganska stort		3 Ganska litet		4 Mycket litet		5 Ingen uppfattning		Samtliga	Antal svar (oviktad)	Antal ej svar (oviktad)	
		Procent	Fel +/-	Procent	Fel +/-	Procent	Fel +/-	Procent	Fel +/-	Procent	Fel +/-	Procent			
<b>Totalt</b>		27%	2,43%	48%	2,76%	16%	2,12%	6%	1,36%	4%	1,20%	100%	2665	70	
<b>KÖN</b>	1 Kvinna	28%	3,26%	47%	3,78%	15%	2,84%	6%	1,92%	5%	1,83%	100%	1437	40	
	2 Man	26%	3,60%	49%	4,02%	16%	3,14%	6%	1,94%	3%	1,55%	100%	1228	30	
<b>ÅLDER</b>	1 18-24	29%	10,14%	33%	10,45%	21%	9,17%	3%	2,83%	15%	8,18%	100%	112	2	
	2 25-34	24%	7,33%	44%	8,60%	20%	7,29%	9%	5,41%	2%	2,16%	100%	201	3	
	3 35-44	29%	6,67%	46%	7,44%	14%	4,83%	5%	3,26%	6%	3,70%	100%	263	13	
	4 45-54	27%	5,30%	50%	6,24%	17%	5,03%	5%	2,56%	2%	1,44%	100%	425	6	
	5 55-64	21%	4,26%	59%	5,21%	12%	3,35%	6%	2,79%	1%	0,93%	100%	579	11	
	6 65-74	32%	4,74%	47%	4,94%	13%	3,33%	6%	2,54%	1%	0,50%	100%	696	18	
	7 75-84	29%	6,33%	49%	6,75%	9%	3,51%	6%	3,30%	6%	3,38%	100%	389	17	
<b>KOMMUN</b>	1 Arboga	20%	8,55%	51%	9,09%	16%	6,13%	8%	3,77%	5%	5,14%	100%	200	9	
	2 Fagersta	28%	7,31%	53%	7,95%	18%	6,55%	2%	2,08%	0%		100%	206	1	
	3 Hallstahammar	27%	7,29%	44%	8,26%	18%	6,85%	6%	3,46%	5%	5,04%	100%	218	10	
	4 Kungsör	35%	6,65%	48%	7,12%	7%	3,43%	3%	2,97%	7%	4,16%	100%	233	10	
	5 Köping	29%	6,68%	44%	6,92%	17%	5,45%	6%	3,20%	5%	4,36%	100%	277	7	
	6 Norberg	21%	6,64%	55%	8,52%	13%	5,74%	7%	4,72%	5%	5,82%	100%	209	6	
	7 Sala	35%	6,27%	49%	6,33%	11%	3,60%	3%	2,07%	1%	1,23%	100%	310	6	
	8 Skinnskatteberg	31%	8,54%	42%	8,03%	14%	5,18%	9%	5,08%	3%	2,64%	100%	217	5	
	9 Surahammar	26%	8,01%	56%	8,35%	12%	4,73%	5%	2,84%	2%	1,55%	100%	218	6	
	10 Västerås	26%	3,81%	47%	4,42%	16%	3,45%	7%	2,28%	4%	1,84%	100%	577	10	
<b>BOENDEORT</b>	1 I kommunens centralort	28%	3,07%	50%	3,53%	14%	2,67%	4%	1,61%	3%	1,39%	100%	1565	35	
	2 I annan tätort i kommunen	25%	7,61%	47%	8,76%	17%	6,74%	5%	2,58%	6%	5,24%	100%	289	8	
	3 Utanför tätort	20%	4,82%	43%	5,58%	22%	5,15%	12%	3,87%	3%	2,11%	100%	643	17	
<b>FÖDELSELAND</b>	1 Sverige	28%	2,68%	49%	3,03%	15%	2,30%	6%	1,50%	2%	1,01%	100%	2234	35	
	2 Europa Utom Norden	16%	10,35%	49%	14,68%	19%	11,95%	12%	10,38%	4%	3,90%	100%	89	2	
	3 Norden utom Sverige	20%	7,48%	57%	9,80%	15%	7,46%	6%	6,21%	1%	1,44%	100%	188	12	
	4 Övriga världen	28%	8,78%	34%	9,28%	18%	7,76%	4%	3,16%	16%	7,72%	100%	154	21	
<b>UTBILDNING</b>	1 Grundskola	28%	5,30%	41%	5,87%	17%	5,21%	7%	2,97%	8%	4,24%	100%	564	30	
	2 Gymnasieexamen	26%	4,48%	51%	4,95%	15%	3,72%	4%	1,78%	4%	2,17%	100%	817	11	
	3 Annan eftergymnasial utbildning	30%	6,77%	49%	7,24%	12%	4,17%	8%	4,32%	1%	1,00%	100%	386	11	
	4 Kortare studier vid högskola/universitet	31%	8,21%	43%	8,82%	17%	7,35%	7%	4,70%	3%	3,23%	100%	244	1	
	5 Examen från högskola/universitet (kand/mag/master/forskarexamen)	26%	4,63%	49%	5,59%	16%	4,30%	6%	3,02%	3%	2,03%	100%	603	8	

F35U Utbud Kommunala och regionala digitala service														
		1 Mycket stort		2 Ganska stort		3 Ganska litet		4 Mycket litet		5 Ingen uppfattning		Samtliga	Antal svar (oviktad)	Antal ej svar (oviktad)
		Procent	Fel +/-	Procent	Fel +/-	Procent	Fel +/-	Procent	Fel +/-	Procent	Fel +/-	Procent		
<b>Totalt</b>		5%	1,39%	21%	2,32%	13%	1,86%	8%	1,47%	53%	2,79%	100%	2639	96
<b>KÖN</b>	1 Kvinna	5%	1,76%	21%	3,25%	10%	2,42%	6%	1,62%	57%	3,81%	100%	1416	61
	2 Man	6%	2,15%	20%	3,32%	16%	2,82%	10%	2,41%	49%	4,03%	100%	1223	35
<b>ÅLDER</b>	1 18-24	10%	7,11%	25%	9,76%	16%	8,03%	8%	6,10%	41%	10,92%	100%	112	2
	2 25-34	7%	4,48%	19%	6,96%	14%	6,18%	9%	4,98%	51%	8,73%	100%	200	4
	3 35-44	4%	2,49%	18%	5,88%	13%	4,70%	9%	3,83%	56%	7,29%	100%	266	10
	4 45-54	5%	3,18%	21%	5,48%	10%	3,74%	7%	2,97%	56%	6,27%	100%	423	8
	5 55-64	4%	2,12%	21%	4,56%	14%	3,48%	9%	2,86%	53%	5,35%	100%	577	13
	6 65-74	5%	2,39%	19%	4,06%	13%	3,15%	8%	2,61%	55%	4,98%	100%	684	30
	7 75-84	4%	2,88%	23%	6,05%	12%	4,38%	5%	2,33%	56%	6,83%	100%	377	29
<b>KOMMUN</b>	1 Arboga	3%	2,77%	11%	5,34%	16%	6,60%	11%	5,90%	59%	8,97%	100%	194	15
	2 Fagersta	3%	2,80%	13%	5,17%	16%	5,71%	7%	3,72%	61%	7,64%	100%	205	2
	3 Hallstahammar	5%	3,02%	14%	5,59%	12%	5,41%	7%	4,58%	62%	8,09%	100%	216	12
	4 Kungsör	6%	3,78%	16%	5,11%	16%	5,34%	8%	4,43%	54%	7,15%	100%	233	10
	5 Köping	3%	2,12%	23%	6,20%	13%	4,94%	6%	2,71%	56%	7,12%	100%	274	10
	6 Norberg	2%	1,52%	11%	4,61%	22%	7,79%	8%	4,85%	57%	8,46%	100%	209	6
	7 Sala	5%	3,27%	18%	4,99%	14%	4,25%	13%	4,02%	50%	6,34%	100%	308	8
	8 Skinnskatteberg	2%	1,83%	11%	4,27%	20%	7,65%	18%	6,31%	48%	8,37%	100%	216	6
	9 Surahammar	7%	7,32%	10%	4,20%	17%	5,43%	21%	8,04%	45%	8,17%	100%	213	11
	10 Västerås	7%	2,31%	24%	3,81%	11%	2,96%	6%	2,29%	51%	4,46%	100%	571	16
<b>BOENDEORT</b>	1 I kommunens centralort	6%	1,89%	22%	3,04%	12%	2,25%	5%	1,61%	55%	3,55%	100%	1550	50
	2 I annan tätort i kommunen	3%	3,59%	22%	7,15%	15%	6,73%	7%	2,91%	53%	8,80%	100%	286	11
	3 Utanför tätort	2%	1,46%	13%	3,85%	17%	4,60%	18%	4,59%	50%	5,82%	100%	637	23
<b>FÖDELSELAND</b>	1 Sverige	4%	1,33%	19%	2,47%	12%	1,93%	8%	1,64%	56%	3,03%	100%	2208	61
	2 Europa Utom Norden	6%	9,36%	27%	12,44%	12%	10,78%	4%	4,57%	49%	14,81%	100%	87	4
	3 Norden utom Sverige	4%	2,29%	18%	8,02%	12%	6,49%	6%	5,87%	60%	9,81%	100%	186	14
	4 Övriga världen	15%	7,10%	32%	9,22%	19%	8,00%	8%	5,13%	25%	8,17%	100%	158	17
<b>UTBILDNING</b>	1 Grundskola	7%	3,37%	22%	5,49%	14%	4,45%	9%	3,72%	47%	6,14%	100%	556	38
	2 Gymnasieexamen	5%	2,49%	19%	3,93%	16%	3,53%	8%	2,69%	52%	4,96%	100%	815	13
	3 Annan eftergymnasial utbildning	8%	4,62%	21%	6,08%	9%	3,52%	10%	4,31%	53%	7,28%	100%	383	14
	4 Kortare studier vid högskola/universitet	6%	4,74%	24%	8,35%	10%	5,64%	7%	4,46%	52%	9,12%	100%	241	4
	5 Examen från högskola/universitet (kand/mag/master/forskarexamen)	4%	2,41%	21%	4,62%	11%	3,78%	7%	2,68%	57%	5,60%	100%	596	15

F35V Utbud Stöd för att använda digital service															
		1 Mycket stort		2 Ganska stort		3 Ganska litet		4 Mycket litet		5 Ingen uppfattning		Samtliga	Antal svar (oviktad)	Antal ej svar (oviktad)	
		Procent	Fel +/-	Procent	Fel +/-	Procent	Fel +/-	Procent	Fel +/-	Procent	Fel +/-	Procent			
<b>Totalt</b>		5%	1,30%	14%	2,05%	13%	1,87%	9%	1,59%	59%	2,77%	100%	2638	97	
<b>KÖN</b>	1 Kvinna	5%	1,79%	14%	2,92%	10%	2,31%	8%	2,00%	63%	3,77%	100%	1420	57	
	2 Man	4%	1,89%	14%	2,89%	16%	2,91%	11%	2,45%	55%	4,03%	100%	1218	40	
<b>ÅLDER</b>	1 18-24	8%	6,22%	21%	9,19%	14%	7,70%	11%	6,98%	47%	11,13%	100%	111	3	
	2 25-34	6%	4,22%	17%	6,69%	14%	5,94%	9%	5,17%	54%	8,69%	100%	201	3	
	3 35-44	3%	1,96%	10%	4,43%	13%	4,93%	10%	4,16%	64%	6,96%	100%	267	9	
	4 45-54	6%	3,48%	14%	4,63%	10%	3,87%	7%	3,15%	62%	6,19%	100%	425	6	
	5 55-64	4%	2,21%	14%	3,83%	16%	3,91%	8%	2,64%	58%	5,28%	100%	578	12	
	6 65-74	4%	2,22%	10%	3,17%	13%	3,26%	11%	2,92%	62%	4,85%	100%	683	31	
	7 75-84	1%	1,66%	14%	5,01%	12%	4,53%	10%	3,90%	63%	6,70%	100%	373	33	
<b>KOMMUN</b>	1 Arboga	2%	2,49%	10%	4,91%	17%	7,42%	10%	5,55%	62%	9,00%	100%	195	14	
	2 Fagersta	3%	2,64%	10%	4,65%	16%	6,20%	10%	4,44%	62%	7,76%	100%	205	2	
	3 Hallstahammar	2%	2,05%	10%	4,89%	11%	5,10%	11%	5,15%	67%	7,84%	100%	215	13	
	4 Kungsör	4%	3,02%	9%	3,74%	16%	5,29%	10%	4,74%	62%	7,03%	100%	233	10	
	5 Köping	2%	1,96%	15%	5,13%	13%	4,84%	7%	3,86%	62%	6,94%	100%	276	8	
	6 Norberg	1%	0,97%	11%	5,39%	18%	6,97%	7%	3,49%	64%	8,18%	100%	210	5	
	7 Sala	5%	3,29%	13%	4,36%	13%	4,16%	14%	4,17%	56%	6,31%	100%	309	7	
	8 Skinnkatteberg	2%	1,75%	7%	3,37%	17%	7,49%	19%	6,52%	56%	8,51%	100%	212	10	
	9 Surahammar	2%	2,43%	9%	7,47%	16%	5,24%	19%	5,84%	54%	8,52%	100%	211	13	
	10 Västerås	6%	2,20%	16%	3,36%	12%	2,96%	8%	2,51%	58%	4,44%	100%	572	15	
<b>BOENDEORT</b>	1 I kommunens centralort	5%	1,66%	16%	2,77%	13%	2,32%	6%	1,84%	60%	3,53%	100%	1549	51	
	2 I annan tätort i kommunen	4%	3,86%	12%	5,74%	15%	6,73%	9%	3,51%	59%	8,61%	100%	285	12	
	3 Utanför tätort	3%	2,45%	8%	2,99%	15%	4,39%	20%	4,91%	54%	5,84%	100%	638	22	
<b>FÖDELSELAND</b>	1 Sverige	3%	1,22%	13%	2,18%	12%	1,95%	9%	1,70%	63%	2,98%	100%	2204	65	
	2 Europa Utom Norden	8%	9,42%	17%	10,44%	8%	6,83%	13%	10,85%	54%	14,69%	100%	89	2	
	3 Norden utom Sverige	1%	1,32%	10%	5,51%	13%	6,86%	8%	6,64%	68%	9,51%	100%	183	17	
	4 Övriga världen	15%	6,66%	23%	8,34%	23%	8,20%	9%	5,51%	31%	8,76%	100%	162	13	
<b>UTBILDNING</b>	1 Grundskola	6%	3,49%	17%	4,73%	14%	4,49%	13%	4,74%	50%	6,21%	100%	554	40	
	2 Gymnasieexamen	5%	2,68%	12%	3,36%	16%	3,60%	8%	2,63%	58%	4,93%	100%	813	15	
	3 Annan eftergymnasial utbildning	7%	3,79%	12%	4,54%	12%	4,22%	9%	4,12%	60%	6,98%	100%	385	12	
	4 Kortare studier vid högskola/universitet	2%	2,09%	24%	8,79%	10%	4,90%	7%	4,39%	57%	9,15%	100%	242	3	
	5 Examen från högskola/universitet (kand/mag/master/forskarexamen)	3%	2,24%	12%	3,95%	11%	3,76%	9%	3,11%	64%	5,52%	100%	595	16	

F36_1 Teater								
		1 Ja		2 Nej		Samtliga	Antal svar (oviktad)	Antal ej svar (oviktad)
		Procent	Fel +/-	Procent	Fel +/-	Procent		
<b>Totalt</b>		17%	2,08%	83%	2,08%	100%	2687	48
<b>KÖN</b>	1 Kvinna	21%	3,02%	79%	3,02%	100%	1456	21
	2 Man	13%	2,84%	87%	2,84%	100%	1231	27
<b>ÅLDER</b>	1 18-24	7%	6,29%	93%	6,29%	100%	112	2
	2 25-34	15%	6,63%	85%	6,63%	100%	199	5
	3 35-44	14%	5,03%	86%	5,03%	100%	275	1
	4 45-54	20%	5,19%	80%	5,19%	100%	428	3
	5 55-64	15%	4,04%	85%	4,04%	100%	587	3
	6 65-74	23%	4,35%	77%	4,35%	100%	693	21
	7 75-84	25%	5,99%	75%	5,99%	100%	393	13
<b>KOMMUN</b>	1 Arboga	16%	6,89%	84%	6,89%	100%	205	4
	2 Fagersta	8%	3,85%	92%	3,85%	100%	206	1
	3 Hallstahammar	12%	4,35%	88%	4,35%	100%	223	5
	4 Kungsör	13%	4,25%	87%	4,25%	100%	238	5
	5 Köping	16%	4,58%	84%	4,58%	100%	276	8
	6 Norberg	8%	3,42%	92%	3,42%	100%	211	4
	7 Sala	10%	3,31%	90%	3,31%	100%	312	4
	8 Skinnskatteberg	11%	4,12%	89%	4,12%	100%	217	5
	9 Surahammar	14%	4,73%	86%	4,73%	100%	217	7
	10 Västerås	20%	3,47%	80%	3,47%	100%	582	5
<b>BOENDEORT</b>	1 I kommunens centralort	19%	2,77%	81%	2,77%	100%	1573	27
	2 I annan tätort i kommunen	17%	6,47%	83%	6,47%	100%	293	4
	3 Utanför tätort	12%	3,58%	88%	3,58%	100%	648	12
<b>FÖDELSELAND</b>	1 Sverige	18%	2,35%	82%	2,35%	100%	2238	31
	2 Europa Utom Norden	12%	7,85%	88%	7,85%	100%	87	4
	3 Norden utom Sverige	19%	8,45%	81%	8,45%	100%	192	8
	4 Övriga världen	12%	6,15%	88%	6,15%	100%	170	5
<b>UTBILDNING</b>	1 Grundskola	14%	4,43%	86%	4,43%	100%	575	19
	2 Gymnasieexamen	11%	3,25%	89%	3,25%	100%	817	11
	3 Annan eftergymnasial utbildning	14%	5,02%	86%	5,02%	100%	394	3
	4 Kortare studier vid högskola/universitet	25%	7,85%	75%	7,85%	100%	241	4
	5 Examen från högskola/universitet (kand/mag/master/forskarexamen)	23%	4,51%	77%	4,51%	100%	607	4

F36_2 Museum								
		1 Ja		2 Nej		Samtliga	Antal svar (oviktad)	Antal ej svar (oviktad)
		Procent	Fel +/-	Procent	Fel +/-			
<b>Totalt</b>		22%	2,34%	78%	2,34%	100%	2687	48
<b>KÖN</b>	1 Kvinna	23%	3,29%	77%	3,29%	100%	1456	21
	2 Man	21%	3,31%	79%	3,31%	100%	1231	27
<b>ÅLDER</b>	1 18-24	12%	7,91%	88%	7,91%	100%	112	2
	2 25-34	17%	6,98%	83%	6,98%	100%	199	5
	3 35-44	26%	6,68%	74%	6,68%	100%	275	1
	4 45-54	24%	5,46%	76%	5,46%	100%	428	3
	5 55-64	23%	4,72%	77%	4,72%	100%	587	3
	6 65-74	23%	4,49%	77%	4,49%	100%	693	21
	7 75-84	28%	6,48%	72%	6,48%	100%	393	13
<b>KOMMUN</b>	1 Arboga	28%	8,52%	72%	8,52%	100%	205	4
	2 Fagersta	10%	4,69%	90%	4,69%	100%	206	1
	3 Hallstahammar	13%	4,80%	87%	4,80%	100%	223	5
	4 Kungsör	9%	3,96%	91%	3,96%	100%	238	5
	5 Köping	16%	5,05%	84%	5,05%	100%	276	8
	6 Norberg	12%	5,18%	88%	5,18%	100%	211	4
	7 Sala	11%	3,44%	89%	3,44%	100%	312	4
	8 Skinnskatteberg	10%	4,06%	90%	4,06%	100%	217	5
	9 Surahammar	16%	5,26%	84%	5,26%	100%	217	7
	10 Västerås	28%	3,87%	72%	3,87%	100%	582	5
<b>BOENDEORT</b>	1 I kommunens centralort	24%	3,01%	76%	3,01%	100%	1573	27
	2 I annan tätort i kommunen	18%	7,51%	82%	7,51%	100%	293	4
	3 Utanför tätort	18%	4,73%	82%	4,73%	100%	648	12
<b>FÖDELSELAND</b>	1 Sverige	22%	2,55%	78%	2,55%	100%	2238	31
	2 Europa Utom Norden	23%	10,53%	77%	10,53%	100%	87	4
	3 Norden utom Sverige	16%	7,70%	84%	7,70%	100%	192	8
	4 Övriga världen	25%	8,70%	75%	8,70%	100%	170	5
<b>UTBILDNING</b>	1 Grundskola	15%	5,11%	85%	5,11%	100%	575	19
	2 Gymnasieexamen	16%	3,72%	84%	3,72%	100%	817	11
	3 Annan eftergymnasial utbildning	19%	5,35%	81%	5,35%	100%	394	3
	4 Kortare studier vid högskola/universitet	29%	8,16%	71%	8,16%	100%	241	4
	5 Examen från högskola/universitet (kand/mag/master/forskarexamen)	32%	5,13%	68%	5,13%	100%	607	4

F36_3 Konserter								
		1 Ja		2 Nej		Samtliga	Antal svar (oviktad)	Antal ej svar (oviktad)
		Procent	Fel +/-	Procent	Fel +/-			
<b>Totalt</b>		26%	2,43%	74%	2,43%	100%	2687	48
<b>KÖN</b>	1 Kvinna	29%	3,37%	71%	3,37%	100%	1456	21
	2 Man	24%	3,48%	76%	3,48%	100%	1231	27
<b>ÅLDER</b>	1 18-24	17%	8,69%	83%	8,69%	100%	112	2
	2 25-34	14%	6,28%	86%	6,28%	100%	199	5
	3 35-44	25%	6,56%	75%	6,56%	100%	275	1
	4 45-54	33%	6,02%	67%	6,02%	100%	428	3
	5 55-64	32%	5,22%	68%	5,22%	100%	587	3
	6 65-74	32%	4,90%	68%	4,90%	100%	693	21
	7 75-84	31%	6,58%	69%	6,58%	100%	393	13
<b>KOMMUN</b>	1 Arboga	19%	6,41%	81%	6,41%	100%	205	4
	2 Fagersta	15%	5,52%	85%	5,52%	100%	206	1
	3 Hallstahammar	18%	6,34%	82%	6,34%	100%	223	5
	4 Kungsör	14%	4,56%	86%	4,56%	100%	238	5
	5 Köping	16%	4,55%	84%	4,55%	100%	276	8
	6 Norberg	14%	6,55%	86%	6,55%	100%	211	4
	7 Sala	21%	4,95%	79%	4,95%	100%	312	4
	8 Skinnskatteberg	16%	5,22%	84%	5,22%	100%	217	5
	9 Surahammar	15%	5,01%	85%	5,01%	100%	217	7
	10 Västerås	34%	4,04%	66%	4,04%	100%	582	5
<b>BOENDEORT</b>	1 I kommunens centralort	29%	3,19%	71%	3,19%	100%	1573	27
	2 I annan tätort i kommunen	15%	6,42%	85%	6,42%	100%	293	4
	3 Utanför tätort	22%	4,75%	78%	4,75%	100%	648	12
<b>FÖDELSELAND</b>	1 Sverige	29%	2,78%	71%	2,78%	100%	2238	31
	2 Europa Utom Norden	21%	10,79%	79%	10,79%	100%	87	4
	3 Norden utom Sverige	23%	9,26%	77%	9,26%	100%	192	8
	4 Övriga världen	7%	4,55%	93%	4,55%	100%	170	5
<b>UTBILDNING</b>	1 Grundskola	15%	4,39%	85%	4,39%	100%	575	19
	2 Gymnasieexamen	21%	4,05%	79%	4,05%	100%	817	11
	3 Annan eftergymnasial utbildning	27%	6,32%	73%	6,32%	100%	394	3
	4 Kortare studier vid högskola/universitet	34%	8,51%	66%	8,51%	100%	241	4
	5 Examen från högskola/universitet (kand/mag/master/forskarexamen)	36%	5,24%	64%	5,24%	100%	607	4



F36_4 Västerås Sinfonietta								
		1 Ja		2 Nej		Samtliga	Antal svar (oviktad)	Antal ej svar (oviktad)
		Procent	Fel +/-	Procent	Fel +/-			
<b>Totalt</b>		5%	1,17%	95%	1,17%	100%	2687	48
<b>KÖN</b>	1 Kvinna	5%	1,57%	95%	1,57%	100%	1456	21
	2 Man	5%	1,75%	95%	1,75%	100%	1231	27
<b>ÅLDER</b>	1 18-24	1%	2,51%	99%	2,51%	100%	112	2
	2 25-34	1%	2,05%	99%	2,05%	100%	199	5
	3 35-44	4%	3,32%	96%	3,32%	100%	275	1
	4 45-54	6%	3,40%	94%	3,40%	100%	428	3
	5 55-64	6%	2,96%	94%	2,96%	100%	587	3
	6 65-74	5%	2,44%	95%	2,44%	100%	693	21
	7 75-84	10%	4,80%	90%	4,80%	100%	393	13
<b>KOMMUN</b>	1 Arboga	3%	1,82%	97%	1,82%	100%	205	4
	2 Fagersta	1%	1,20%	99%	1,20%	100%	206	1
	3 Hallstahammar	2%	1,80%	98%	1,80%	100%	223	5
	4 Kungsör	1%	1,64%	99%	1,64%	100%	238	5
	5 Köping	1%	1,16%	99%	1,16%	100%	276	8
	6 Norberg	0%	0,67%	100%	0,67%	100%	211	4
	7 Sala	1%	1,28%	99%	1,28%	100%	312	4
	8 Skinnskatteberg	2%	2,03%	98%	2,03%	100%	217	5
	9 Surahammar	1%	1,29%	99%	1,29%	100%	217	7
	10 Västerås	7%	2,06%	93%	2,06%	100%	582	5
<b>BOENDEORT</b>	1 I kommunens centralort	6%	1,63%	94%	1,63%	100%	1573	27
	2 I annan tätort i kommunen	2%	2,35%	98%	2,35%	100%	293	4
	3 Utanför tätort	3%	2,36%	97%	2,36%	100%	648	12
<b>FÖDELSELAND</b>	1 Sverige	5%	1,40%	95%	1,40%	100%	2238	31
	2 Europa Utom Norden	5%	4,97%	95%	4,97%	100%	87	4
	3 Norden utom Sverige	2%	3,35%	98%	3,35%	100%	192	8
	4 Övriga världen	1%	1,65%	99%	1,65%	100%	170	5
<b>UTBILDNING</b>	1 Grundskola	4%	3,19%	96%	3,19%	100%	575	19
	2 Gymnasieexamen	3%	1,66%	97%	1,66%	100%	817	11
	3 Annan eftergymnasial utbildning	6%	3,61%	94%	3,61%	100%	394	3
	4 Kortare studier vid högskola/universitet	4%	2,86%	96%	2,86%	100%	241	4
	5 Examen från högskola/universitet (kand/mag/master/forskarexamen)	7%	2,63%	93%	2,63%	100%	607	4

F36_5 Bio								
		1 Ja		2 Nej		Samtliga	Antal svar (oviktad)	Antal ej svar (oviktad)
		Procent	Fel +/-	Procent	Fel +/-			
<b>Totalt</b>		56%	2,69%	44%	2,69%	100%	2687	48
<b>KÖN</b>	1 Kvinna	58%	3,60%	42%	3,60%	100%	1456	21
	2 Man	53%	3,97%	47%	3,97%	100%	1231	27
<b>ÅLDER</b>	1 18-24	73%	9,83%	27%	9,83%	100%	112	2
	2 25-34	68%	7,89%	32%	7,89%	100%	199	5
	3 35-44	64%	6,90%	36%	6,90%	100%	275	1
	4 45-54	58%	6,09%	42%	6,09%	100%	428	3
	5 55-64	50%	5,31%	50%	5,31%	100%	587	3
	6 65-74	39%	4,87%	61%	4,87%	100%	693	21
	7 75-84	32%	6,31%	68%	6,31%	100%	393	13
<b>KOMMUN</b>	1 Arboga	51%	8,92%	49%	8,92%	100%	205	4
	2 Fagersta	50%	7,91%	50%	7,91%	100%	206	1
	3 Hallstahammar	44%	8,38%	56%	8,38%	100%	223	5
	4 Kungsör	43%	7,00%	57%	7,00%	100%	238	5
	5 Köping	55%	7,02%	45%	7,02%	100%	276	8
	6 Norberg	34%	8,57%	66%	8,57%	100%	211	4
	7 Sala	48%	6,33%	52%	6,33%	100%	312	4
	8 Skinnskatteberg	35%	8,36%	65%	8,36%	100%	217	5
	9 Surahammar	49%	8,32%	51%	8,32%	100%	217	7
	10 Västerås	62%	4,20%	38%	4,20%	100%	582	5
<b>BOENDEORT</b>	1 I kommunens centralort	60%	3,33%	40%	3,33%	100%	1573	27
	2 I annan tätort i kommunen	51%	8,66%	49%	8,66%	100%	293	4
	3 Utanför tätort	46%	5,83%	54%	5,83%	100%	648	12
<b>FÖDELSELAND</b>	1 Sverige	58%	2,91%	42%	2,91%	100%	2238	31
	2 Europa Utom Norden	59%	14,05%	41%	14,05%	100%	87	4
	3 Norden utom Sverige	35%	9,20%	65%	9,20%	100%	192	8
	4 Övriga världen	45%	9,56%	55%	9,56%	100%	170	5
<b>UTBILDNING</b>	1 Grundskola	35%	6,11%	65%	6,11%	100%	575	19
	2 Gymnasieexamen	57%	4,76%	43%	4,76%	100%	817	11
	3 Annan eftergymnasial utbildning	48%	7,15%	52%	7,15%	100%	394	3
	4 Kortare studier vid högskola/universitet	68%	8,06%	32%	8,06%	100%	241	4
	5 Examen från högskola/universitet (kand/mag/master/forskarexamen)	65%	5,12%	35%	5,12%	100%	607	4

F36_6 Bibliotek								
		1 Ja		2 Nej		Samtliga	Antal svar (oviktad)	Antal ej svar (oviktad)
		Procent	Fel +/-	Procent	Fel +/-	Procent		
<b>Totalt</b>		46%	2,75%	54%	2,75%	100%	2687	48
<b>KÖN</b>	1 Kvinna	53%	3,72%	47%	3,72%	100%	1456	21
	2 Man	38%	3,91%	62%	3,91%	100%	1231	27
<b>ÅLDER</b>	1 18-24	49%	11,19%	51%	11,19%	100%	112	2
	2 25-34	45%	8,75%	55%	8,75%	100%	199	5
	3 35-44	56%	7,26%	44%	7,26%	100%	275	1
	4 45-54	46%	6,18%	54%	6,18%	100%	428	3
	5 55-64	37%	5,15%	63%	5,15%	100%	587	3
	6 65-74	43%	4,94%	57%	4,94%	100%	693	21
	7 75-84	45%	6,70%	55%	6,70%	100%	393	13
<b>KOMMUN</b>	1 Arboga	47%	8,95%	53%	8,95%	100%	205	4
	2 Fagersta	36%	7,43%	64%	7,43%	100%	206	1
	3 Hallstahammar	38%	8,05%	62%	8,05%	100%	223	5
	4 Kungsör	46%	7,04%	54%	7,04%	100%	238	5
	5 Köping	43%	7,00%	57%	7,00%	100%	276	8
	6 Norberg	41%	8,36%	59%	8,36%	100%	211	4
	7 Sala	43%	6,23%	57%	6,23%	100%	312	4
	8 Skinnskatteberg	34%	8,02%	66%	8,02%	100%	217	5
	9 Surahammar	40%	7,77%	60%	7,77%	100%	217	7
	10 Västerås	49%	4,42%	51%	4,42%	100%	582	5
<b>BOENDEORT</b>	1 I kommunens centralort	49%	3,51%	51%	3,51%	100%	1573	27
	2 I annan tätort i kommunen	43%	8,66%	57%	8,66%	100%	293	4
	3 Utanför tätort	35%	5,67%	65%	5,67%	100%	648	12
<b>FÖDELSELAND</b>	1 Sverige	42%	2,99%	58%	2,99%	100%	2238	31
	2 Europa Utom Norden	59%	15,00%	41%	15,00%	100%	87	4
	3 Norden utom Sverige	37%	9,27%	63%	9,27%	100%	192	8
	4 Övriga världen	71%	8,07%	29%	8,07%	100%	170	5
<b>UTBILDNING</b>	1 Grundskola	38%	6,16%	62%	6,16%	100%	575	19
	2 Gymnasieexamen	34%	4,68%	66%	4,68%	100%	817	11
	3 Annan eftergymnasial utbildning	44%	7,13%	56%	7,13%	100%	394	3
	4 Kortare studier vid högskola/universitet	60%	8,72%	40%	8,72%	100%	241	4
	5 Examen från högskola/universitet (kand/mag/master/forskarexamen)	58%	5,53%	42%	5,53%	100%	607	4

F36_7 Natur- eller friluftsområde		1 Ja		2 Nej		Samtliga	Antal svar (oviktad)	Antal ej svar (oviktad)
		Procent	Fel +/-	Procent	Fel +/-	Procent		
<b>Totalt</b>		67%	2,55%	33%	2,55%	100%	2687	48
<b>KÖN</b>	1 Kvinna	67%	3,45%	33%	3,45%	100%	1456	21
	2 Man	66%	3,74%	34%	3,74%	100%	1231	27
<b>ÅLDER</b>	1 18-24	53%	11,15%	47%	11,15%	100%	112	2
	2 25-34	71%	7,77%	29%	7,77%	100%	199	5
	3 35-44	78%	5,74%	22%	5,74%	100%	275	1
	4 45-54	72%	5,57%	28%	5,57%	100%	428	3
	5 55-64	64%	5,06%	36%	5,06%	100%	587	3
	6 65-74	64%	4,63%	36%	4,63%	100%	693	21
	7 75-84	54%	6,64%	46%	6,64%	100%	393	13
<b>KOMMUN</b>	1 Arboga	65%	8,41%	35%	8,41%	100%	205	4
	2 Fagersta	62%	7,68%	38%	7,68%	100%	206	1
	3 Hallstahammar	61%	8,46%	39%	8,46%	100%	223	5
	4 Kungsör	65%	6,62%	35%	6,62%	100%	238	5
	5 Köping	59%	7,12%	41%	7,12%	100%	276	8
	6 Norberg	59%	7,92%	41%	7,92%	100%	211	4
	7 Sala	59%	6,18%	41%	6,18%	100%	312	4
	8 Skinnskatteberg	55%	8,32%	45%	8,32%	100%	217	5
	9 Surahammar	58%	8,36%	42%	8,36%	100%	217	7
	10 Västerås	72%	3,97%	28%	3,97%	100%	582	5
<b>BOENDEORT</b>	1 I kommunens centralort	69%	3,18%	31%	3,18%	100%	1573	27
	2 I annan tätort i kommunen	63%	8,35%	37%	8,35%	100%	293	4
	3 Utanför tätort	61%	5,49%	39%	5,49%	100%	648	12
<b>FÖDELSELAND</b>	1 Sverige	69%	2,73%	31%	2,73%	100%	2238	31
	2 Europa Utom Norden	53%	15,05%	47%	15,05%	100%	87	4
	3 Norden utom Sverige	61%	9,22%	39%	9,22%	100%	192	8
	4 Övriga världen	59%	9,22%	41%	9,22%	100%	170	5
<b>UTBILDNING</b>	1 Grundskola	50%	6,08%	50%	6,08%	100%	575	19
	2 Gymnasieexamen	61%	4,83%	39%	4,83%	100%	817	11
	3 Annan eftergymnasial utbildning	61%	7,07%	39%	7,07%	100%	394	3
	4 Kortare studier vid högskola/universitet	75%	8,42%	25%	8,42%	100%	241	4
	5 Examen från högskola/universitet (kand/mag/master/forskarexamen)	83%	3,99%	17%	3,99%	100%	607	4

F36_8 Kulturmiljö/kulturminne/bebygg								
		1 Ja		2 Nej		Samtliga	Antal svar (oviktad)	Antal ej svar (oviktad)
		Procent	Fel +/-	Procent	Fel +/-			
Totalt		27%	2,44%	73%	2,44%	100%	2687	48
KÖN	1 Kvinna	26%	3,21%	74%	3,21%	100%	1456	21
	2 Man	28%	3,65%	72%	3,65%	100%	1231	27
ÅLDER	1 18-24	18%	8,97%	82%	8,97%	100%	112	2
	2 25-34	24%	7,70%	76%	7,70%	100%	199	5
	3 35-44	32%	6,83%	68%	6,83%	100%	275	1
	4 45-54	27%	5,37%	73%	5,37%	100%	428	3
	5 55-64	27%	4,72%	73%	4,72%	100%	587	3
	6 65-74	28%	4,60%	72%	4,60%	100%	693	21
	7 75-84	28%	6,26%	72%	6,26%	100%	393	13
KOMMUN	1 Arboga	25%	7,63%	75%	7,63%	100%	205	4
	2 Fagersta	27%	6,80%	73%	6,80%	100%	206	1
	3 Hallstahammar	26%	6,77%	74%	6,77%	100%	223	5
	4 Kungsör	21%	5,59%	79%	5,59%	100%	238	5
	5 Köping	20%	5,72%	80%	5,72%	100%	276	8
	6 Norberg	36%	8,13%	64%	8,13%	100%	211	4
	7 Sala	27%	5,50%	73%	5,50%	100%	312	4
	8 Skinnskatteberg	29%	7,18%	71%	7,18%	100%	217	5
	9 Surahammar	25%	6,24%	75%	6,24%	100%	217	7
	10 Västerås	29%	3,95%	71%	3,95%	100%	582	5
BOENDEORT	1 I kommunens centralort	27%	3,09%	73%	3,09%	100%	1573	27
	2 I annan tätort i kommunen	25%	7,46%	75%	7,46%	100%	293	4
	3 Utanför tätort	30%	5,45%	70%	5,45%	100%	648	12
FÖDELSELAND	1 Sverige	29%	2,77%	71%	2,77%	100%	2238	31
	2 Europa Utom Norden	27%	12,68%	73%	12,68%	100%	87	4
	3 Norden utom Sverige	19%	7,77%	81%	7,77%	100%	192	8
	4 Övriga världen	12%	5,83%	88%	5,83%	100%	170	5
UTBILDNING	1 Grundskola	14%	4,42%	86%	4,42%	100%	575	19
	2 Gymnasieexamen	23%	4,13%	77%	4,13%	100%	817	11
	3 Annan eftergymnasial utbildning	25%	5,99%	75%	5,99%	100%	394	3
	4 Kortare studier vid högskola/universitet	37%	8,52%	63%	8,52%	100%	241	4
	5 Examen från högskola/universitet (kand/mag/master/forskarexamen)	36%	5,30%	64%	5,30%	100%	607	4

F36_9 Vandringsled								
		1 Ja		2 Nej		Samtliga	Antal svar (oviktad)	Antal ej svar (oviktad)
		Procent	Fel +/-	Procent	Fel +/-			
<b>Totalt</b>		30%	2,56%	70%	2,56%	100%	2687	48
<b>KÖN</b>	1 Kvinna	31%	3,55%	69%	3,55%	100%	1456	21
	2 Man	28%	3,69%	72%	3,69%	100%	1231	27
<b>ÅLDER</b>	1 18-24	29%	10,39%	71%	10,39%	100%	112	2
	2 25-34	37%	8,51%	63%	8,51%	100%	199	5
	3 35-44	30%	6,71%	70%	6,71%	100%	275	1
	4 45-54	31%	5,55%	69%	5,55%	100%	428	3
	5 55-64	30%	4,93%	70%	4,93%	100%	587	3
	6 65-74	27%	4,45%	73%	4,45%	100%	693	21
	7 75-84	17%	5,06%	83%	5,06%	100%	393	13
<b>KOMMUN</b>	1 Arboga	27%	8,31%	73%	8,31%	100%	205	4
	2 Fagersta	26%	7,07%	74%	7,07%	100%	206	1
	3 Hallstahammar	25%	6,88%	75%	6,88%	100%	223	5
	4 Kungsör	38%	6,70%	62%	6,70%	100%	238	5
	5 Köping	27%	6,85%	73%	6,85%	100%	276	8
	6 Norberg	29%	7,22%	71%	7,22%	100%	211	4
	7 Sala	24%	5,51%	76%	5,51%	100%	312	4
	8 Skinnskatteberg	28%	6,96%	72%	6,96%	100%	217	5
	9 Surahammar	36%	8,31%	64%	8,31%	100%	217	7
	10 Västerås	31%	4,12%	69%	4,12%	100%	582	5
<b>BOENDEORT</b>	1 I kommunens centralort	30%	3,26%	70%	3,26%	100%	1573	27
	2 I annan tätort i kommunen	25%	7,67%	75%	7,67%	100%	293	4
	3 Utanför tätort	29%	5,44%	71%	5,44%	100%	648	12
<b>FÖDELSELAND</b>	1 Sverige	32%	2,92%	68%	2,92%	100%	2238	31
	2 Europa Utom Norden	22%	10,18%	78%	10,18%	100%	87	4
	3 Norden utom Sverige	26%	8,63%	74%	8,63%	100%	192	8
	4 Övriga världen	14%	6,26%	86%	6,26%	100%	170	5
<b>UTBILDNING</b>	1 Grundskola	20%	5,35%	80%	5,35%	100%	575	19
	2 Gymnasieexamen	28%	4,61%	72%	4,61%	100%	817	11
	3 Annan eftergymnasial utbildning	26%	5,98%	74%	5,98%	100%	394	3
	4 Kortare studier vid högskola/universitet	37%	8,87%	63%	8,87%	100%	241	4
	5 Examen från högskola/universitet (kand/mag/master/forskarexamen)	36%	5,32%	64%	5,32%	100%	607	4

F36_10 Cykelled								
		1 Ja		2 Nej		Samtliga	Antal svar (oviktad)	Antal ej svar (oviktad)
		Procent	Fel +/-	Procent	Fel +/-	Procent		
<b>Totalt</b>		25%	2,44%	75%	2,44%	100%	2687	48
<b>KÖN</b>	1 Kvinna	23%	3,20%	77%	3,20%	100%	1456	21
	2 Man	26%	3,66%	74%	3,66%	100%	1231	27
<b>ÅLDER</b>	1 18-24	24%	10,00%	76%	10,00%	100%	112	2
	2 25-34	28%	7,92%	72%	7,92%	100%	199	5
	3 35-44	23%	6,01%	77%	6,01%	100%	275	1
	4 45-54	28%	5,60%	72%	5,60%	100%	428	3
	5 55-64	27%	4,94%	73%	4,94%	100%	587	3
	6 65-74	21%	4,21%	79%	4,21%	100%	693	21
	7 75-84	18%	5,43%	82%	5,43%	100%	393	13
<b>KOMMUN</b>	1 Arboga	19%	7,30%	81%	7,30%	100%	205	4
	2 Fagersta	14%	5,60%	86%	5,60%	100%	206	1
	3 Hallstahammar	14%	4,96%	86%	4,96%	100%	223	5
	4 Kungsör	24%	5,87%	76%	5,87%	100%	238	5
	5 Köping	29%	6,56%	71%	6,56%	100%	276	8
	6 Norberg	19%	5,85%	81%	5,85%	100%	211	4
	7 Sala	24%	5,62%	76%	5,62%	100%	312	4
	8 Skinnkatteberg	17%	8,81%	83%	8,81%	100%	217	5
	9 Surahammar	12%	4,75%	88%	4,75%	100%	217	7
	10 Västerås	28%	3,96%	72%	3,96%	100%	582	5
<b>BOENDEORT</b>	1 I kommunens centralort	27%	3,18%	73%	3,18%	100%	1573	27
	2 I annan tätort i kommunen	17%	6,81%	83%	6,81%	100%	293	4
	3 Utanför tätort	19%	4,80%	81%	4,80%	100%	648	12
<b>FÖDELSELAND</b>	1 Sverige	25%	2,71%	75%	2,71%	100%	2238	31
	2 Europa Utom Norden	31%	13,32%	69%	13,32%	100%	87	4
	3 Norden utom Sverige	21%	7,53%	79%	7,53%	100%	192	8
	4 Övriga världen	24%	8,00%	76%	8,00%	100%	170	5
<b>UTBILDNING</b>	1 Grundskola	20%	5,52%	80%	5,52%	100%	575	19
	2 Gymnasieexamen	23%	4,35%	77%	4,35%	100%	817	11
	3 Annan eftergymnasial utbildning	22%	5,84%	78%	5,84%	100%	394	3
	4 Kortare studier vid högskola/universitet	29%	8,57%	71%	8,57%	100%	241	4
	5 Examen från högskola/universitet (kand/mag/master/forskarexamen)	28%	4,92%	72%	4,92%	100%	607	4

F36_11 Naturreservat								
		1 Ja		2 Nej		Samtliga	Antal svar (oviktad)	Antal ej svar (oviktad)
		Procent	Fel +/-	Procent	Fel +/-			
<b>Totalt</b>		29%	2,54%	71%	2,54%	100%	2687	48
<b>KÖN</b>	1 Kvinna	29%	3,57%	71%	3,57%	100%	1456	21
	2 Man	28%	3,61%	72%	3,61%	100%	1231	27
<b>ÅLDER</b>	1 18-24	22%	9,47%	78%	9,47%	100%	112	2
	2 25-34	30%	8,24%	70%	8,24%	100%	199	5
	3 35-44	37%	7,13%	63%	7,13%	100%	275	1
	4 45-54	31%	5,77%	69%	5,77%	100%	428	3
	5 55-64	24%	4,54%	76%	4,54%	100%	587	3
	6 65-74	27%	4,51%	73%	4,51%	100%	693	21
	7 75-84	23%	5,83%	77%	5,83%	100%	393	13
<b>KOMMUN</b>	1 Arboga	27%	8,55%	73%	8,55%	100%	205	4
	2 Fagersta	22%	6,53%	78%	6,53%	100%	206	1
	3 Hallstahammar	29%	7,60%	71%	7,60%	100%	223	5
	4 Kungsör	29%	6,36%	71%	6,36%	100%	238	5
	5 Köping	16%	4,89%	84%	4,89%	100%	276	8
	6 Norberg	18%	6,56%	82%	6,56%	100%	211	4
	7 Sala	25%	5,46%	75%	5,46%	100%	312	4
	8 Skinnskatteberg	32%	8,17%	68%	8,17%	100%	217	5
	9 Surahammar	39%	8,29%	61%	8,29%	100%	217	7
	10 Västerås	32%	4,13%	68%	4,13%	100%	582	5
<b>BOENDEORT</b>	1 I kommunens centralort	27%	3,21%	73%	3,21%	100%	1573	27
	2 I annan tätort i kommunen	27%	7,44%	73%	7,44%	100%	293	4
	3 Utanför tätort	32%	5,52%	68%	5,52%	100%	648	12
<b>FÖDELSELAND</b>	1 Sverige	30%	2,86%	70%	2,86%	100%	2238	31
	2 Europa Utom Norden	29%	13,19%	71%	13,19%	100%	87	4
	3 Norden utom Sverige	18%	7,47%	82%	7,47%	100%	192	8
	4 Övriga världen	18%	7,31%	82%	7,31%	100%	170	5
<b>UTBILDNING</b>	1 Grundskola	18%	4,88%	82%	4,88%	100%	575	19
	2 Gymnasieexamen	24%	4,36%	76%	4,36%	100%	817	11
	3 Annan eftergymnasial utbildning	24%	5,93%	76%	5,93%	100%	394	3
	4 Kortare studier vid högskola/universitet	33%	8,70%	67%	8,70%	100%	241	4
	5 Examen från högskola/universitet (kand/mag/master/forskarexamen)	40%	5,45%	60%	5,45%	100%	607	4



F36_12 Studiecirkel								
		1 Ja		2 Nej		Samtliga	Antal svar (oviktad)	Antal ej svar (oviktad)
		Procent	Fel +/-	Procent	Fel +/-			
<b>Totalt</b>		6%	1,25%	94%	1,25%	100%	2687	48
<b>KÖN</b>	1 Kvinna	8%	1,94%	92%	1,94%	100%	1456	21
	2 Man	5%	1,59%	95%	1,59%	100%	1231	27
<b>ÅLDER</b>	1 18-24	5%	5,17%	95%	5,17%	100%	112	2
	2 25-34	4%	3,72%	96%	3,72%	100%	199	5
	3 35-44	4%	2,72%	96%	2,72%	100%	275	1
	4 45-54	4%	2,14%	96%	2,14%	100%	428	3
	5 55-64	6%	2,37%	94%	2,37%	100%	587	3
	6 65-74	11%	3,16%	89%	3,16%	100%	693	21
	7 75-84	13%	4,72%	87%	4,72%	100%	393	13
<b>KOMMUN</b>	1 Arboga	7%	3,61%	93%	3,61%	100%	205	4
	2 Fagersta	5%	2,95%	95%	2,95%	100%	206	1
	3 Hallstahammar	5%	2,80%	95%	2,80%	100%	223	5
	4 Kungsör	7%	3,87%	93%	3,87%	100%	238	5
	5 Köping	6%	2,49%	94%	2,49%	100%	276	8
	6 Norberg	4%	2,80%	96%	2,80%	100%	211	4
	7 Sala	5%	2,12%	95%	2,12%	100%	312	4
	8 Skinnskatteberg	7%	3,39%	93%	3,39%	100%	217	5
	9 Surahammar	4%	2,21%	96%	2,21%	100%	217	7
	10 Västerås	7%	2,10%	93%	2,10%	100%	582	5
<b>BOENDEORT</b>	1 I kommunens centralort	7%	1,74%	93%	1,74%	100%	1573	27
	2 I annan tätort i kommunen	6%	3,73%	94%	3,73%	100%	293	4
	3 Utanför tätort	5%	2,01%	95%	2,01%	100%	648	12
<b>FÖDELSELAND</b>	1 Sverige	6%	1,36%	94%	1,36%	100%	2238	31
	2 Europa Utom Norden	3%	3,24%	97%	3,24%	100%	87	4
	3 Norden utom Sverige	8%	4,53%	92%	4,53%	100%	192	8
	4 Övriga världen	7%	5,08%	93%	5,08%	100%	170	5
<b>UTBILDNING</b>	1 Grundskola	5%	2,47%	95%	2,47%	100%	575	19
	2 Gymnasieexamen	3%	1,54%	97%	1,54%	100%	817	11
	3 Annan eftergymnasial utbildning	7%	4,09%	93%	4,09%	100%	394	3
	4 Kortare studier vid högskola/universitet	10%	4,46%	90%	4,46%	100%	241	4
	5 Examen från högskola/universitet (kand/mag/master/forskarexamen)	9%	2,89%	91%	2,89%	100%	607	4

F36_13 Gårdsbutik								
		1 Ja		2 Nej		Samtliga	Antal svar (oviktad)	Antal ej svar (oviktad)
		Procent	Fel +/-	Procent	Fel +/-			
<b>Totalt</b>		19%	2,13%	81%	2,13%	100%	2687	48
<b>KÖN</b>	1 Kvinna	22%	3,08%	78%	3,08%	100%	1456	21
	2 Man	16%	2,94%	84%	2,94%	100%	1231	27
<b>ÅLDER</b>	1 18-24	12%	7,14%	88%	7,14%	100%	112	2
	2 25-34	18%	6,88%	82%	6,88%	100%	199	5
	3 35-44	25%	6,35%	75%	6,35%	100%	275	1
	4 45-54	21%	4,82%	79%	4,82%	100%	428	3
	5 55-64	24%	4,48%	76%	4,48%	100%	587	3
	6 65-74	16%	3,65%	84%	3,65%	100%	693	21
	7 75-84	13%	4,13%	87%	4,13%	100%	393	13
<b>KOMMUN</b>	1 Arboga	22%	7,42%	78%	7,42%	100%	205	4
	2 Fagersta	12%	5,23%	88%	5,23%	100%	206	1
	3 Hallstahammar	25%	6,64%	75%	6,64%	100%	223	5
	4 Kungsör	23%	5,58%	77%	5,58%	100%	238	5
	5 Köping	18%	4,95%	82%	4,95%	100%	276	8
	6 Norberg	22%	6,47%	78%	6,47%	100%	211	4
	7 Sala	15%	4,40%	85%	4,40%	100%	312	4
	8 Skinnskatteberg	20%	6,19%	80%	6,19%	100%	217	5
	9 Surahammar	15%	4,98%	85%	4,98%	100%	217	7
	10 Västerås	19%	3,47%	81%	3,47%	100%	582	5
<b>BOENDEORT</b>	1 I kommunens centralort	16%	2,52%	84%	2,52%	100%	1573	27
	2 I annan tätort i kommunen	21%	7,28%	79%	7,28%	100%	293	4
	3 Utanför tätort	27%	5,14%	73%	5,14%	100%	648	12
<b>FÖDELSELAND</b>	1 Sverige	20%	2,43%	80%	2,43%	100%	2238	31
	2 Europa Utom Norden	16%	8,28%	84%	8,28%	100%	87	4
	3 Norden utom Sverige	16%	6,60%	84%	6,60%	100%	192	8
	4 Övriga världen	13%	6,36%	87%	6,36%	100%	170	5
<b>UTBILDNING</b>	1 Grundskola	15%	4,58%	85%	4,58%	100%	575	19
	2 Gymnasieexamen	18%	3,75%	82%	3,75%	100%	817	11
	3 Annan eftergymnasial utbildning	22%	5,90%	78%	5,90%	100%	394	3
	4 Kortare studier vid högskola/universitet	14%	5,47%	86%	5,47%	100%	241	4
	5 Examen från högskola/universitet (kand/mag/master/forskarexamen)	23%	4,61%	77%	4,61%	100%	607	4

F36_14 Hotell, camping, vandrarhem								
		1 Ja		2 Nej		Samtliga	Antal svar (oviktad)	Antal ej svar (oviktad)
		Procent	Fel +/-	Procent	Fel +/-			
<b>Totalt</b>		20%	2,23%	80%	2,23%	100%	2687	48
<b>KÖN</b>	1 Kvinna	19%	2,99%	81%	2,99%	100%	1456	21
	2 Man	20%	3,31%	80%	3,31%	100%	1231	27
<b>ÅLDER</b>	1 18-24	26%	9,71%	74%	9,71%	100%	112	2
	2 25-34	19%	6,69%	81%	6,69%	100%	199	5
	3 35-44	28%	6,60%	72%	6,60%	100%	275	1
	4 45-54	21%	5,12%	79%	5,12%	100%	428	3
	5 55-64	21%	4,37%	79%	4,37%	100%	587	3
	6 65-74	11%	3,02%	89%	3,02%	100%	693	21
	7 75-84	9%	3,79%	91%	3,79%	100%	393	13
<b>KOMMUN</b>	1 Arboga	17%	7,30%	83%	7,30%	100%	205	4
	2 Fagersta	16%	5,97%	84%	5,97%	100%	206	1
	3 Hallstahammar	18%	5,79%	82%	5,79%	100%	223	5
	4 Kungsör	20%	5,80%	80%	5,80%	100%	238	5
	5 Köping	18%	5,72%	82%	5,72%	100%	276	8
	6 Norberg	19%	6,27%	81%	6,27%	100%	211	4
	7 Sala	22%	5,67%	78%	5,67%	100%	312	4
	8 Skinnskatteberg	19%	5,90%	81%	5,90%	100%	217	5
	9 Surahammar	18%	5,76%	82%	5,76%	100%	217	7
	10 Västerås	20%	3,60%	80%	3,60%	100%	582	5
<b>BOENDEORT</b>	1 I kommunens centralort	18%	2,70%	82%	2,70%	100%	1573	27
	2 I annan tätort i kommunen	12%	6,11%	88%	6,11%	100%	293	4
	3 Utanför tätort	24%	5,33%	76%	5,33%	100%	648	12
<b>FÖDELSELAND</b>	1 Sverige	21%	2,52%	79%	2,52%	100%	2238	31
	2 Europa Utom Norden	21%	12,86%	79%	12,86%	100%	87	4
	3 Norden utom Sverige	9%	4,50%	91%	4,50%	100%	192	8
	4 Övriga världen	13%	6,32%	87%	6,32%	100%	170	5
<b>UTBILDNING</b>	1 Grundskola	19%	5,64%	81%	5,64%	100%	575	19
	2 Gymnasieexamen	19%	4,04%	81%	4,04%	100%	817	11
	3 Annan eftergymnasial utbildning	18%	5,12%	82%	5,12%	100%	394	3
	4 Kortare studier vid högskola/universitet	21%	7,07%	79%	7,07%	100%	241	4
	5 Examen från högskola/universitet (kand/mag/master/forskarexamen)	21%	4,48%	79%	4,48%	100%	607	4

F36_15 Utställningar (konst, teknik, konstrunda)		1 Ja		2 Nej		Samtliga	Antal svar (oviktad)	Antal ej svar (oviktad)
		Procent	Fel +/-	Procent	Fel +/-	Procent		
<b>Totalt</b>		17%	1,98%	83%	1,98%	100%	2687	48
<b>KÖN</b>	1 Kvinna	21%	2,89%	79%	2,89%	100%	1456	21
	2 Man	14%	2,71%	86%	2,71%	100%	1231	27
<b>ÅLDER</b>	1 18-24	8%	5,30%	92%	5,30%	100%	112	2
	2 25-34	11%	5,35%	89%	5,35%	100%	199	5
	3 35-44	18%	5,81%	82%	5,81%	100%	275	1
	4 45-54	18%	4,84%	82%	4,84%	100%	428	3
	5 55-64	21%	4,37%	79%	4,37%	100%	587	3
	6 65-74	20%	3,99%	80%	3,99%	100%	693	21
	7 75-84	28%	6,24%	72%	6,24%	100%	393	13
<b>KOMMUN</b>	1 Arboga	29%	8,78%	71%	8,78%	100%	205	4
	2 Fagersta	11%	4,69%	89%	4,69%	100%	206	1
	3 Hallstahammar	21%	6,94%	79%	6,94%	100%	223	5
	4 Kungsör	17%	5,20%	83%	5,20%	100%	238	5
	5 Köping	9%	3,35%	91%	3,35%	100%	276	8
	6 Norberg	17%	6,73%	83%	6,73%	100%	211	4
	7 Sala	16%	4,45%	84%	4,45%	100%	312	4
	8 Skinnskatteberg	16%	4,98%	84%	4,98%	100%	217	5
	9 Surahammar	19%	5,48%	81%	5,48%	100%	217	7
	10 Västerås	18%	3,17%	82%	3,17%	100%	582	5
<b>BOENDEORT</b>	1 I kommunens centralort	19%	2,61%	81%	2,61%	100%	1573	27
	2 I annan tätort i kommunen	11%	4,39%	89%	4,39%	100%	293	4
	3 Utanför tätort	17%	4,42%	83%	4,42%	100%	648	12
<b>FÖDELSELAND</b>	1 Sverige	19%	2,26%	81%	2,26%	100%	2238	31
	2 Europa Utom Norden	13%	8,39%	87%	8,39%	100%	87	4
	3 Norden utom Sverige	14%	6,64%	86%	6,64%	100%	192	8
	4 Övriga världen	9%	5,51%	91%	5,51%	100%	170	5
<b>UTBILDNING</b>	1 Grundskola	10%	3,48%	90%	3,48%	100%	575	19
	2 Gymnasieexamen	11%	2,68%	89%	2,68%	100%	817	11
	3 Annan eftergymnasial utbildning	17%	5,14%	83%	5,14%	100%	394	3
	4 Kortare studier vid högskola/universitet	29%	7,96%	71%	7,96%	100%	241	4
	5 Examen från högskola/universitet (kand/mag/master/forskarexamen)	25%	4,56%	75%	4,56%	100%	607	4

F36_16 Andra föreställningar (skoluppvisning, shower, etc.)								
		1 Ja		2 Nej		Samtliga	Antal svar (oviktad)	Antal ej svar (oviktad)
		Procent	Fel +/-	Procent	Fel +/-			
<b>Totalt</b>		21%	2,22%	79%	2,22%	100%	2687	48
<b>KÖN</b>	1 Kvinna	24%	3,17%	76%	3,17%	100%	1456	21
	2 Man	17%	3,11%	83%	3,11%	100%	1231	27
<b>ÅLDER</b>	1 18-24	24%	9,51%	76%	9,51%	100%	112	2
	2 25-34	12%	5,55%	88%	5,55%	100%	199	5
	3 35-44	33%	6,92%	67%	6,92%	100%	275	1
	4 45-54	26%	5,33%	74%	5,33%	100%	428	3
	5 55-64	13%	3,39%	87%	3,39%	100%	587	3
	6 65-74	21%	4,27%	79%	4,27%	100%	693	21
	7 75-84	14%	5,06%	86%	5,06%	100%	393	13
<b>KOMMUN</b>	1 Arboga	20%	7,79%	80%	7,79%	100%	205	4
	2 Fagersta	15%	5,34%	85%	5,34%	100%	206	1
	3 Hallstahammar	14%	5,05%	86%	5,05%	100%	223	5
	4 Kungsör	12%	4,87%	88%	4,87%	100%	238	5
	5 Köping	21%	5,69%	79%	5,69%	100%	276	8
	6 Norberg	20%	7,59%	80%	7,59%	100%	211	4
	7 Sala	22%	5,32%	78%	5,32%	100%	312	4
	8 Skinnskatteberg	21%	6,59%	79%	6,59%	100%	217	5
	9 Surahammar	18%	5,72%	82%	5,72%	100%	217	7
	10 Västerås	22%	3,60%	78%	3,60%	100%	582	5
<b>BOENDEORT</b>	1 I kommunens centralort	20%	2,80%	80%	2,80%	100%	1573	27
	2 I annan tätort i kommunen	17%	6,92%	83%	6,92%	100%	293	4
	3 Utanför tätort	26%	5,04%	74%	5,04%	100%	648	12
<b>FÖDELSELAND</b>	1 Sverige	22%	2,49%	78%	2,49%	100%	2238	31
	2 Europa Utom Norden	11%	8,66%	89%	8,66%	100%	87	4
	3 Norden utom Sverige	16%	7,25%	84%	7,25%	100%	192	8
	4 Övriga världen	16%	7,39%	84%	7,39%	100%	170	5
<b>UTBILDNING</b>	1 Grundskola	17%	5,14%	83%	5,14%	100%	575	19
	2 Gymnasieexamen	19%	3,89%	81%	3,89%	100%	817	11
	3 Annan eftergymnasial utbildning	17%	5,63%	83%	5,63%	100%	394	3
	4 Kortare studier vid högskola/universitet	19%	6,31%	81%	6,31%	100%	241	4
	5 Examen från högskola/universitet (kand/mag/master/forskarexamen)	27%	4,74%	73%	4,74%	100%	607	4

F36_17 Inget av ovanstående								
		1 Ja		2 Nej		Samtliga	Antal svar (oviktad)	Antal ej svar (oviktad)
		Procent	Fel +/-	Procent	Fel +/-	Procent		
<b>Totalt</b>		8%	1,17%	92%	1,17%	100%	2687	48
<b>KÖN</b>	1 Kvinna	8%	1,54%	92%	1,54%	100%	1456	21
	2 Man	8%	1,75%	92%	1,75%	100%	1231	27
<b>ÅLDER</b>	1 18-24	2%	2,18%	98%	2,18%	100%	112	2
	2 25-34	5%	3,09%	95%	3,09%	100%	199	5
	3 35-44	4%	2,12%	96%	2,12%	100%	275	1
	4 45-54	7%	2,77%	93%	2,77%	100%	428	3
	5 55-64	9%	2,83%	91%	2,83%	100%	587	3
	6 65-74	12%	2,90%	88%	2,90%	100%	693	21
	7 75-84	21%	5,23%	79%	5,23%	100%	393	13
<b>KOMMUN</b>	1 Arboga	12%	5,00%	88%	5,00%	100%	205	4
	2 Fagersta	17%	6,01%	83%	6,01%	100%	206	1
	3 Hallstahammar	9%	3,72%	91%	3,72%	100%	223	5
	4 Kungsör	13%	5,01%	87%	5,01%	100%	238	5
	5 Köping	11%	3,83%	89%	3,83%	100%	276	8
	6 Norberg	16%	5,59%	84%	5,59%	100%	211	4
	7 Sala	12%	3,61%	88%	3,61%	100%	312	4
	8 Skinnskatteberg	15%	4,81%	85%	4,81%	100%	217	5
	9 Surahammar	14%	4,76%	86%	4,76%	100%	217	7
	10 Västerås	5%	1,62%	95%	1,62%	100%	582	5
<b>BOENDEORT</b>	1 I kommunens centralort	6%	1,33%	94%	1,33%	100%	1573	27
	2 I annan tätort i kommunen	8%	3,43%	92%	3,43%	100%	293	4
	3 Utanför tätort	13%	3,31%	87%	3,31%	100%	648	12
<b>FÖDELSELAND</b>	1 Sverige	7%	1,14%	93%	1,14%	100%	2238	31
	2 Europa Utom Norden	6%	5,46%	94%	5,46%	100%	87	4
	3 Norden utom Sverige	17%	6,89%	83%	6,89%	100%	192	8
	4 Övriga världen	11%	5,59%	89%	5,59%	100%	170	5
<b>UTBILDNING</b>	1 Grundskola	20%	4,30%	80%	4,30%	100%	575	19
	2 Gymnasieexamen	8%	2,02%	92%	2,02%	100%	817	11
	3 Annan eftergymnasial utbildning	11%	4,29%	89%	4,29%	100%	394	3
	4 Kortare studier vid högskola/universitet	2%	1,12%	98%	1,12%	100%	241	4
	5 Examen från högskola/universitet (kand/mag/master/forskarexamen)	2%	1,23%	98%	1,23%	100%	607	4

F37A ... du hade mer tid?														
		1 Ja, mycket		2 Ja, ganska mycket		3 Ja, men inte så mycket		4 Nej		5 Vet inte		Samtliga	Antal svar (oviktad)	Antal ej svar (oviktad)
		Procent	Fel +/-	Procent	Fel +/-	Procent	Fel +/-	Procent	Fel +/-	Procent	Fel +/-	Procent		
<b>Totalt</b>		13%	2,17%	19%	2,26%	29%	2,53%	30%	2,42%	9%	1,42%	100%	2631	104
<b>KÖN</b>	1 Kvinna	15%	3,10%	21%	3,11%	27%	3,41%	29%	3,26%	10%	2,04%	100%	1418	59
	2 Man	12%	3,04%	18%	3,29%	32%	3,74%	30%	3,56%	8%	1,98%	100%	1213	45
<b>ÅLDER</b>	1 18-24	16%	8,62%	16%	7,76%	28%	9,70%	26%	10,07%	14%	7,87%	100%	112	2
	2 25-34	27%	8,02%	19%	6,80%	33%	8,19%	17%	6,32%	4%	2,78%	100%	201	3
	3 35-44	18%	5,66%	33%	7,01%	31%	6,62%	15%	5,22%	4%	2,87%	100%	271	5
	4 45-54	15%	4,53%	24%	5,49%	34%	5,87%	20%	5,10%	6%	2,61%	100%	425	6
	5 55-64	8%	3,00%	25%	4,72%	33%	5,05%	25%	4,51%	8%	2,61%	100%	588	2
	6 65-74	0%	0,25%	5%	2,33%	21%	3,93%	59%	4,91%	15%	3,62%	100%	682	32
	7 75-84	0%		5%	3,31%	18%	5,56%	62%	6,89%	16%	4,85%	100%	352	54
<b>KOMMUN</b>	1 Arboga	7%	4,97%	19%	7,32%	27%	8,06%	36%	8,74%	12%	5,13%	100%	199	10
	2 Fagersta	13%	6,20%	15%	5,90%	29%	7,46%	32%	6,83%	11%	4,94%	100%	203	4
	3 Hallstahammar	7%	4,02%	15%	7,66%	29%	7,66%	36%	8,06%	13%	6,54%	100%	215	13
	4 Kungsör	10%	4,57%	16%	5,42%	30%	6,65%	32%	6,40%	12%	4,50%	100%	233	10
	5 Köping	13%	5,21%	15%	4,98%	32%	6,82%	29%	6,23%	11%	4,77%	100%	271	13
	6 Norberg	7%	4,14%	16%	6,87%	28%	7,70%	34%	7,66%	16%	5,92%	100%	209	6
	7 Sala	8%	3,72%	17%	5,33%	34%	6,01%	30%	5,60%	11%	3,89%	100%	304	12
	8 Skinnskatteberg	5%	3,21%	15%	5,99%	34%	8,35%	30%	6,75%	16%	6,97%	100%	216	6
	9 Surahammar	15%	7,90%	15%	5,33%	28%	7,07%	34%	8,12%	8%	3,83%	100%	211	13
	10 Västerås	16%	3,57%	22%	3,69%	28%	4,04%	28%	3,81%	7%	2,08%	100%	570	17
<b>BOENDEORT</b>	1 I kommunens centralort	14%	2,86%	20%	2,90%	29%	3,23%	28%	2,99%	8%	1,85%	100%	1540	60
	2 I annan tätort i kommunen	17%	7,71%	20%	6,62%	25%	7,80%	30%	7,84%	8%	3,68%	100%	285	12
	3 Utanför tätort	8%	3,18%	20%	5,20%	33%	5,44%	30%	5,05%	10%	2,87%	100%	644	16
<b>FÖDELSELAND</b>	1 Sverige	11%	2,25%	19%	2,48%	30%	2,80%	32%	2,73%	8%	1,50%	100%	2195	74
	2 Europa Utom Norden	35%	15,33%	18%	10,13%	21%	11,45%	20%	10,57%	6%	5,16%	100%	87	4
	3 Norden utom Sverige	4%	4,16%	9%	4,48%	27%	9,37%	43%	9,82%	17%	6,90%	100%	183	17
	4 Övriga världen	22%	8,17%	28%	8,52%	27%	8,59%	12%	6,02%	11%	5,90%	100%	166	9
<b>UTBILDNING</b>	1 Grundskola	9%	4,80%	13%	4,93%	19%	4,61%	42%	6,05%	17%	4,30%	100%	542	52
	2 Gymnasieexamen	8%	3,00%	19%	3,88%	34%	4,71%	31%	4,52%	8%	2,45%	100%	818	10
	3 Annan eftergymnasial utbildning	15%	5,91%	15%	4,98%	32%	6,82%	25%	5,78%	13%	4,43%	100%	384	13
	4 Kortare studier vid högskola/universitet	18%	8,10%	24%	7,61%	24%	7,76%	28%	7,86%	6%	4,80%	100%	235	10
	5 Examen från högskola/universitet (kand/mag/master/forskarexamen)	18%	4,74%	23%	4,83%	30%	5,11%	24%	4,42%	4%	1,83%	100%	607	4

F37B ... priset var lägre?															
		1 Ja, mycket		2 Ja, ganska mycket		3 Ja, men inte så mycket		4 Nej		5 Vet inte		Samtliga		Antal svar (oviktad)	Antal ej svar (oviktad)
		Procent	Fel +/-	Procent	Fel +/-	Procent	Fel +/-	Procent	Fel +/-	Procent	Fel +/-	Procent	Fel +/-		
<b>Totalt</b>		12%	1,99%	17%	2,10%	27%	2,49%	32%	2,55%	11%	1,72%	100%		2634	101
<b>KÖN</b>	1 Kvinna	15%	3,03%	21%	3,11%	24%	3,21%	30%	3,39%	11%	2,25%	100%		1420	57
	2 Man	9%	2,57%	14%	2,80%	30%	3,76%	35%	3,79%	12%	2,59%	100%		1214	44
<b>ÅLDER</b>	1 18-24	12%	7,15%	22%	9,03%	27%	9,99%	25%	9,89%	13%	7,26%	100%		113	1
	2 25-34	22%	7,43%	13%	5,41%	26%	7,59%	26%	7,68%	12%	5,96%	100%		201	3
	3 35-44	13%	5,04%	22%	6,25%	32%	6,86%	25%	6,32%	8%	3,94%	100%		267	9
	4 45-54	11%	3,95%	19%	5,14%	29%	5,72%	32%	5,79%	8%	3,05%	100%		425	6
	5 55-64	9%	3,35%	18%	4,08%	29%	4,92%	35%	5,04%	9%	2,70%	100%		584	6
	6 65-74	7%	2,76%	13%	3,28%	22%	4,14%	44%	4,95%	14%	3,33%	100%		687	27
	7 75-84	5%	3,34%	13%	5,24%	19%	5,59%	45%	6,96%	18%	5,07%	100%		357	49
<b>KOMMUN</b>	1 Arboga	7%	5,41%	21%	8,03%	27%	8,17%	34%	8,52%	10%	4,27%	100%		197	12
	2 Fagersta	13%	5,69%	13%	5,35%	24%	6,92%	39%	7,59%	11%	4,78%	100%		206	1
	3 Hallstahammar	6%	3,49%	12%	4,83%	33%	8,51%	30%	7,18%	19%	7,18%	100%		214	14
	4 Kungsör	8%	4,37%	14%	4,82%	24%	6,06%	33%	6,57%	20%	5,93%	100%		233	10
	5 Köping	9%	3,99%	16%	5,03%	23%	5,82%	36%	6,86%	17%	5,95%	100%		273	11
	6 Norberg	8%	4,93%	13%	6,21%	25%	6,92%	36%	8,10%	18%	6,36%	100%		208	7
	7 Sala	11%	4,53%	14%	4,54%	28%	5,77%	37%	5,99%	10%	3,71%	100%		306	10
	8 Skinnskatteberg	7%	4,19%	13%	7,28%	27%	7,16%	36%	7,50%	17%	7,04%	100%		214	8
	9 Surahammar	10%	4,54%	15%	5,09%	26%	6,74%	35%	9,05%	15%	5,29%	100%		211	13
	10 Västerås	14%	3,29%	19%	3,41%	27%	3,99%	30%	4,04%	9%	2,61%	100%		572	15
<b>BOENDEORT</b>	1 I kommunens centralort	13%	2,50%	17%	2,68%	29%	3,22%	30%	3,14%	12%	2,35%	100%		1546	54
	2 I annan tätort i kommunen	20%	8,03%	18%	6,97%	19%	6,65%	34%	8,20%	10%	4,24%	100%		281	16
	3 Utanför tätort	7%	3,28%	17%	4,48%	24%	5,03%	41%	5,67%	12%	3,17%	100%		642	18
<b>FÖDELSELAND</b>	1 Sverige	10%	2,09%	16%	2,23%	28%	2,76%	36%	2,87%	11%	1,81%	100%		2199	70
	2 Europa Utom Norden	22%	11,90%	22%	11,26%	16%	10,24%	22%	12,39%	18%	12,42%	100%		89	2
	3 Norden utom Sverige	7%	5,64%	17%	7,43%	24%	8,94%	33%	9,21%	19%	6,96%	100%		183	17
	4 Övriga världen	25%	8,13%	26%	8,33%	24%	8,54%	14%	6,90%	11%	6,11%	100%		163	12
<b>UTBILDNING</b>	1 Grundskola	14%	4,93%	17%	5,35%	20%	4,85%	35%	5,85%	14%	3,74%	100%		539	55
	2 Gymnasieexamen	10%	3,23%	17%	3,72%	29%	4,54%	33%	4,60%	11%	2,81%	100%		818	10
	3 Annan eftergymnasial utbildning	14%	5,83%	20%	6,02%	20%	5,47%	31%	6,54%	14%	4,63%	100%		387	10
	4 Kortare studier vid högskola/universitet	13%	6,97%	23%	7,54%	27%	8,11%	29%	7,99%	9%	5,51%	100%		238	7
	5 Examen från högskola/universitet (kand/mag/master/forskarexamen)	12%	3,90%	14%	3,63%	31%	5,19%	34%	5,12%	10%	3,65%	100%		606	5



F37C ... om tillgängligheten ökade avseende geografisk närhet, kommunikationer, etc.?														
		1 Ja, mycket		2 Ja, ganska mycket		3 Ja, men inte så mycket		4 Nej		5 Vet inte		Samtliga	Antal svar (oviktad)	Antal ej svar (oviktad)
		Procent	Fel +/-	Procent	Fel +/-	Procent	Fel +/-	Procent	Fel +/-	Procent	Fel +/-			
<b>Totalt</b>		9%	1,65%	18%	2,18%	30%	2,55%	32%	2,62%	11%	1,58%	100%	2625	110
<b>KÖN</b>	1 Kvinna	12%	2,48%	21%	3,25%	25%	3,24%	30%	3,56%	12%	2,17%	100%	1417	60
	2 Man	7%	2,18%	15%	2,89%	34%	3,88%	34%	3,83%	10%	2,28%	100%	1208	50
<b>ÅLDER</b>	1 18-24	10%	6,28%	25%	9,61%	23%	9,23%	31%	10,61%	11%	6,54%	100%	113	1
	2 25-34	16%	6,12%	21%	7,32%	31%	8,04%	23%	7,71%	8%	4,57%	100%	199	5
	3 35-44	12%	4,87%	18%	5,46%	28%	6,64%	31%	7,02%	11%	4,32%	100%	267	9
	4 45-54	8%	2,87%	17%	4,55%	35%	6,14%	32%	5,90%	8%	2,97%	100%	425	6
	5 55-64	7%	2,80%	20%	4,14%	31%	4,98%	33%	5,12%	9%	2,77%	100%	581	9
	6 65-74	6%	2,39%	13%	2,98%	27%	4,40%	40%	5,00%	15%	3,37%	100%	682	32
	7 75-84	2%	1,18%	13%	4,34%	31%	6,83%	36%	6,70%	19%	5,24%	100%	358	48
<b>KOMMUN</b>	1 Arboga	14%	7,45%	24%	7,57%	28%	8,43%	24%	7,23%	10%	5,07%	100%	197	12
	2 Fagersta	15%	6,24%	18%	5,61%	27%	7,16%	26%	6,76%	14%	5,56%	100%	205	2
	3 Hallstahammar	5%	2,81%	17%	5,75%	35%	8,49%	25%	6,77%	19%	7,15%	100%	214	14
	4 Kungsör	12%	4,96%	19%	5,39%	24%	6,25%	28%	6,36%	17%	5,21%	100%	232	11
	5 Köping	12%	5,20%	19%	5,33%	24%	6,29%	27%	5,85%	18%	6,02%	100%	273	11
	6 Norberg	12%	5,25%	24%	7,62%	22%	6,70%	24%	7,42%	19%	6,11%	100%	208	7
	7 Sala	9%	4,05%	20%	5,08%	31%	5,88%	27%	5,61%	13%	4,24%	100%	305	11
	8 Skinnskatteberg	8%	4,35%	25%	7,97%	27%	6,95%	27%	6,75%	13%	6,79%	100%	215	7
	9 Surahammar	12%	4,99%	12%	4,65%	26%	6,52%	34%	9,16%	16%	5,53%	100%	211	13
	10 Västerås	8%	2,54%	17%	3,55%	31%	4,12%	36%	4,28%	8%	2,23%	100%	565	22
<b>BOENDEORT</b>	1 I kommunens centralort	9%	2,11%	17%	2,78%	28%	3,15%	33%	3,36%	12%	2,17%	100%	1541	59
	2 I annan tätort i kommunen	11%	5,95%	22%	7,52%	34%	8,64%	23%	7,26%	10%	3,78%	100%	281	16
	3 Utanför tätort	9%	3,33%	19%	4,56%	33%	5,60%	30%	5,39%	9%	2,49%	100%	640	20
<b>FÖDELSELAND</b>	1 Sverige	8%	1,62%	18%	2,36%	31%	2,83%	35%	2,93%	10%	1,61%	100%	2196	73
	2 Europa Utom Norden	13%	8,24%	25%	13,33%	15%	9,00%	32%	14,83%	15%	10,04%	100%	86	5
	3 Norden utom Sverige	4%	3,83%	13%	6,11%	30%	9,57%	34%	9,57%	19%	6,80%	100%	182	18
	4 Övriga världen	23%	8,26%	21%	7,91%	29%	8,90%	12%	6,34%	15%	6,71%	100%	161	14
<b>UTBILDNING</b>	1 Grundskola	11%	4,86%	13%	4,33%	25%	5,34%	33%	5,88%	18%	4,43%	100%	538	56
	2 Gymnasieexamen	6%	2,36%	18%	3,80%	31%	4,65%	33%	4,70%	11%	2,80%	100%	817	11
	3 Annan eftergymnasial utbildning	13%	5,30%	15%	4,99%	25%	6,31%	31%	6,85%	16%	4,69%	100%	385	12
	4 Kortare studier vid högskola/universitet	12%	6,17%	20%	6,91%	33%	8,65%	27%	8,38%	8%	5,34%	100%	236	9
	5 Examen från högskola/universitet (kand/mag/master/forskarexamen)	8%	2,91%	21%	4,77%	31%	5,15%	34%	5,27%	5%	2,29%	100%	605	6

F37D ... om tillgängligheten ökade avseende öppettider, tid på dygnet, etc.?														
		1 Ja, mycket		2 Ja, ganska mycket		3 Ja, men inte så mycket		4 Nej		5 Vet inte		Samtliga	Antal svar (oviktad)	Antal ej svar (oviktad)
		Procent	Fel +/-	Procent	Fel +/-	Procent	Fel +/-	Procent	Fel +/-	Procent	Fel +/-	Procent		
<b>Totalt</b>		8%	1,69%	15%	2,14%	27%	2,49%	37%	2,67%	12%	1,67%	100%	2606	129
<b>KÖN</b>	1 Kvinna	8%	2,43%	17%	3,04%	24%	3,27%	37%	3,64%	14%	2,47%	100%	1401	76
	2 Man	8%	2,36%	14%	3,02%	29%	3,73%	38%	3,90%	11%	2,25%	100%	1205	53
<b>ÅLDER</b>	1 18-24	7%	5,66%	32%	10,61%	14%	7,00%	32%	10,76%	14%	7,24%	100%	112	2
	2 25-34	18%	6,70%	17%	6,45%	34%	8,35%	23%	7,34%	9%	4,87%	100%	199	5
	3 35-44	9%	4,20%	16%	5,26%	30%	6,79%	34%	7,15%	11%	4,39%	100%	266	10
	4 45-54	8%	3,52%	16%	4,65%	30%	5,85%	39%	6,11%	8%	2,63%	100%	421	10
	5 55-64	5%	2,55%	16%	3,82%	27%	4,75%	41%	5,29%	12%	3,09%	100%	580	10
	6 65-74	4%	2,09%	6%	2,15%	24%	4,24%	50%	5,03%	17%	3,65%	100%	678	36
	7 75-84	1%	0,60%	7%	3,55%	20%	5,86%	50%	7,10%	23%	5,81%	100%	350	56
<b>KOMMUN</b>	1 Arboga	10%	6,65%	17%	6,84%	25%	8,22%	33%	8,37%	14%	5,76%	100%	196	13
	2 Fagersta	11%	5,82%	12%	4,93%	30%	7,57%	31%	6,97%	15%	5,65%	100%	203	4
	3 Hallstahammar	4%	2,87%	13%	5,24%	30%	8,24%	36%	7,83%	18%	6,88%	100%	214	14
	4 Kungsör	8%	3,94%	16%	5,51%	21%	5,80%	34%	6,66%	21%	5,81%	100%	232	11
	5 Köping	7%	4,37%	16%	5,34%	23%	5,95%	35%	6,63%	19%	6,32%	100%	266	18
	6 Norberg	4%	3,68%	17%	7,00%	25%	7,07%	32%	7,81%	21%	6,90%	100%	206	9
	7 Sala	7%	3,59%	14%	4,71%	29%	5,69%	36%	6,01%	15%	4,64%	100%	303	13
	8 Skinnskatteberg	4%	3,13%	15%	7,49%	28%	7,31%	36%	7,51%	17%	7,16%	100%	212	10
	9 Surahammar	8%	4,09%	11%	4,75%	26%	6,70%	41%	8,96%	14%	5,24%	100%	208	16
	10 Västerås	9%	2,72%	16%	3,49%	27%	4,00%	40%	4,31%	9%	2,39%	100%	566	21
<b>BOENDEORT</b>	1 I kommunens centralort	9%	2,29%	16%	2,73%	25%	3,06%	37%	3,39%	13%	2,30%	100%	1528	72
	2 I annan tätort i kommunen	9%	5,85%	16%	6,99%	28%	8,02%	37%	8,53%	10%	3,88%	100%	279	18
	3 Utanför tätort	4%	2,14%	16%	4,68%	30%	5,60%	39%	5,58%	11%	2,86%	100%	636	24
<b>FÖDELSELAND</b>	1 Sverige	6%	1,63%	14%	2,29%	27%	2,77%	41%	2,99%	12%	1,79%	100%	2178	91
	2 Europa Utom Norden	11%	8,02%	15%	10,36%	26%	13,76%	32%	13,89%	14%	10,08%	100%	87	4
	3 Norden utom Sverige	4%	4,55%	7%	4,53%	29%	9,22%	41%	9,92%	19%	6,96%	100%	181	19
	4 Övriga världen	24%	8,58%	28%	8,78%	21%	7,65%	15%	7,06%	12%	6,03%	100%	160	15
<b>UTBILDNING</b>	1 Grundskola	11%	5,03%	12%	4,57%	21%	5,32%	39%	6,00%	17%	4,23%	100%	530	64
	2 Gymnasieexamen	5%	2,34%	17%	4,02%	31%	4,60%	36%	4,71%	11%	2,72%	100%	813	15
	3 Annan eftergymnasial utbildning	10%	4,76%	15%	5,33%	22%	6,18%	37%	6,94%	16%	4,62%	100%	385	12
	4 Kortare studier vid högskola/universitet	8%	5,89%	14%	6,21%	26%	7,44%	37%	9,08%	14%	6,77%	100%	235	10
	5 Examen från högskola/universitet (kand/mag/master/forskarexamen)	9%	3,38%	16%	4,35%	27%	5,08%	40%	5,39%	8%	2,90%	100%	599	12

F37E ... om du hade bättre kunskap om det utbud som finns?														
		1 Ja, mycket		2 Ja, ganska mycket		3 Ja, men inte så mycket		4 Nej		5 Vet inte		Samtliga	Antal svar (oviktad)	Antal ej svar (oviktad)
		Procent	Fel +/-	Procent	Fel +/-	Procent	Fel +/-	Procent	Fel +/-	Procent	Fel +/-	Procent		
<b>Totalt</b>		13%	2,14%	22%	2,45%	28%	2,43%	26%	2,32%	12%	1,64%	100%	2621	114
<b>KÖN</b>	1 Kvinna	16%	3,32%	20%	3,27%	25%	3,12%	25%	3,10%	14%	2,36%	100%	1412	65
	2 Man	9%	2,66%	23%	3,63%	31%	3,68%	26%	3,43%	11%	2,27%	100%	1209	49
<b>ÅLDER</b>	1 18-24	22%	9,18%	29%	10,17%	18%	8,11%	20%	9,52%	11%	6,25%	100%	113	1
	2 25-34	27%	8,03%	27%	7,92%	22%	6,98%	16%	6,11%	8%	4,53%	100%	200	4
	3 35-44	15%	5,50%	28%	6,80%	30%	6,73%	18%	5,48%	9%	4,08%	100%	265	11
	4 45-54	8%	3,25%	23%	5,48%	36%	6,01%	24%	5,27%	9%	3,18%	100%	426	5
	5 55-64	7%	2,93%	20%	4,14%	32%	5,03%	31%	4,95%	10%	2,93%	100%	584	6
	6 65-74	4%	2,15%	13%	3,58%	25%	4,15%	39%	4,95%	18%	3,82%	100%	678	36
	7 75-84	1%	0,84%	9%	3,85%	30%	6,68%	33%	6,47%	27%	6,36%	100%	355	51
<b>KOMMUN</b>	1 Arboga	11%	6,45%	19%	6,95%	33%	9,18%	20%	6,24%	17%	6,27%	100%	197	12
	2 Fagersta	13%	6,24%	15%	5,17%	33%	7,58%	26%	6,65%	13%	5,04%	100%	205	2
	3 Hallstahammar	5%	3,71%	21%	7,19%	33%	7,83%	20%	6,24%	20%	7,45%	100%	214	14
	4 Kungsör	7%	3,76%	16%	5,01%	33%	6,94%	27%	6,18%	16%	5,20%	100%	232	11
	5 Köping	12%	5,24%	25%	6,67%	21%	5,74%	27%	5,81%	15%	5,20%	100%	270	14
	6 Norberg	3%	2,40%	25%	8,13%	27%	6,97%	26%	7,58%	19%	6,39%	100%	205	10
	7 Sala	8%	4,22%	13%	4,39%	33%	5,95%	33%	5,85%	13%	4,15%	100%	306	10
	8 Skinnskatteberg	3%	2,68%	17%	7,55%	32%	7,74%	31%	7,02%	17%	6,93%	100%	214	8
	9 Surahammar	6%	3,76%	20%	6,23%	32%	8,40%	30%	8,13%	11%	4,41%	100%	209	15
	10 Västerås	15%	3,52%	24%	3,97%	26%	3,82%	25%	3,71%	10%	2,43%	100%	569	18
<b>BOENDEORT</b>	1 I kommunens centralort	15%	2,89%	22%	3,09%	27%	3,03%	24%	2,86%	12%	2,16%	100%	1541	59
	2 I annan tätort i kommunen	12%	6,56%	24%	8,18%	26%	7,61%	26%	7,55%	11%	4,36%	100%	282	15
	3 Utanför tätort	9%	3,92%	20%	4,97%	31%	5,45%	27%	4,91%	13%	3,41%	100%	634	26
<b>FÖDELSELAND</b>	1 Sverige	10%	2,19%	21%	2,67%	29%	2,70%	28%	2,65%	12%	1,72%	100%	2194	75
	2 Europa Utom Norden	21%	12,16%	34%	14,15%	21%	12,67%	11%	7,92%	14%	10,10%	100%	85	6
	3 Norden utom Sverige	3%	3,64%	19%	8,12%	26%	7,99%	30%	9,69%	22%	7,83%	100%	182	18
	4 Övriga världen	30%	9,35%	28%	8,59%	21%	7,68%	8%	5,20%	12%	6,28%	100%	160	15
<b>UTBILDNING</b>	1 Grundskola	11%	5,12%	19%	5,40%	21%	4,70%	29%	5,51%	20%	4,56%	100%	537	57
	2 Gymnasieexamen	10%	3,27%	23%	4,47%	31%	4,45%	24%	4,14%	12%	2,83%	100%	816	12
	3 Annan eftergymnasial utbildning	15%	6,10%	19%	5,35%	23%	6,04%	28%	6,35%	16%	4,87%	100%	384	13
	4 Kortare studier vid högskola/universitet	12%	6,96%	24%	8,27%	30%	8,04%	23%	7,45%	10%	5,42%	100%	237	8
	5 Examen från högskola/universitet (kand/mag/master/forskarexamen)	15%	4,58%	23%	4,99%	30%	4,98%	26%	4,51%	7%	2,54%	100%	602	9

F37F ... om utbudet var annorlunda?															
		1 Ja, mycket		2 Ja, ganska mycket		3 Ja, men inte så mycket		4 Nej		5 Vet inte		Samtliga		Antal svar (oviktad)	Antal ej svar (oviktad)
		Procent	Fel +/-	Procent	Fel +/-	Procent	Fel +/-	Procent	Fel +/-	Procent	Fel +/-	Procent	Fel +/-		
<b>Totalt</b>		9%	1,71%	18%	2,24%	25%	2,46%	25%	2,36%	23%	2,24%	100%		2610	125
<b>KÖN</b>	1 Kvinna	8%	2,21%	16%	2,88%	23%	3,27%	25%	3,24%	27%	3,35%	100%		1407	70
	2 Man	9%	2,61%	20%	3,41%	27%	3,65%	24%	3,42%	19%	2,92%	100%		1203	55
<b>ÅLDER</b>	1 18-24	16%	8,42%	22%	9,17%	21%	9,03%	22%	9,77%	20%	7,95%	100%		112	2
	2 25-34	11%	4,95%	24%	7,49%	29%	8,13%	20%	7,11%	16%	6,50%	100%		198	6
	3 35-44	11%	4,94%	23%	6,17%	26%	6,43%	16%	5,27%	24%	6,41%	100%		266	10
	4 45-54	10%	3,82%	21%	5,21%	29%	5,63%	22%	5,19%	19%	4,76%	100%		423	8
	5 55-64	9%	3,30%	15%	3,86%	30%	4,96%	25%	4,57%	22%	4,13%	100%		582	8
	6 65-74	3%	1,76%	10%	2,84%	20%	3,98%	37%	4,94%	30%	4,59%	100%		673	41
	7 75-84	2%	1,70%	6%	3,04%	17%	5,34%	36%	6,69%	40%	6,93%	100%		356	50
<b>KOMMUN</b>	1 Arboga	7%	4,28%	16%	7,61%	28%	8,41%	18%	6,02%	29%	8,46%	100%		196	13
	2 Fagersta	12%	5,25%	18%	6,42%	22%	6,55%	22%	6,53%	25%	6,89%	100%		202	5
	3 Hallstahammar	3%	2,48%	19%	6,87%	25%	7,21%	20%	6,16%	33%	8,32%	100%		214	14
	4 Kungsör	6%	3,44%	19%	5,68%	23%	5,96%	25%	6,09%	28%	6,44%	100%		231	12
	5 Köping	8%	4,60%	21%	6,06%	19%	5,67%	25%	5,91%	27%	6,41%	100%		268	16
	6 Norberg	4%	2,62%	19%	7,62%	26%	7,33%	25%	6,81%	26%	7,49%	100%		206	9
	7 Sala	8%	3,91%	15%	4,66%	29%	5,89%	26%	5,40%	22%	5,07%	100%		306	10
	8 Skinnskatteberg	2%	2,09%	17%	6,39%	27%	7,97%	27%	6,65%	27%	7,93%	100%		211	11
	9 Surahammar	10%	4,76%	19%	7,98%	22%	6,16%	28%	7,98%	21%	6,20%	100%		211	13
	10 Västerås	10%	2,81%	18%	3,58%	26%	3,97%	25%	3,83%	21%	3,46%	100%		565	22
<b>BOENDEORT</b>	1 I kommunens centralort	10%	2,27%	19%	2,94%	24%	2,97%	24%	2,95%	23%	2,92%	100%		1534	66
	2 I annan tätort i kommunen	9%	6,17%	16%	5,78%	30%	8,72%	23%	7,38%	22%	6,44%	100%		281	16
	3 Utanför tätort	5%	2,57%	15%	4,53%	28%	5,43%	27%	5,07%	25%	4,74%	100%		633	27
<b>FÖDELSELAND</b>	1 Sverige	7%	1,70%	16%	2,32%	27%	2,77%	27%	2,68%	23%	2,44%	100%		2186	83
	2 Europa Utom Norden	18%	10,59%	24%	13,37%	18%	12,01%	17%	11,53%	23%	11,45%	100%		86	5
	3 Norden utom Sverige	5%	4,91%	15%	6,80%	18%	6,75%	30%	9,80%	33%	9,26%	100%		179	21
	4 Övriga världen	22%	8,08%	32%	9,35%	16%	7,18%	7%	5,10%	23%	7,86%	100%		159	16
<b>UTBILDNING</b>	1 Grundskola	11%	4,69%	14%	4,94%	15%	4,02%	30%	5,49%	30%	5,62%	100%		537	57
	2 Gymnasieexamen	7%	2,66%	19%	3,99%	28%	4,59%	24%	4,28%	22%	3,76%	100%		811	17
	3 Annan eftergymnasial utbildning	12%	5,37%	16%	5,43%	19%	5,60%	26%	6,26%	27%	6,20%	100%		381	16
	4 Kortare studier vid högskola/universitet	13%	6,78%	16%	6,78%	28%	8,02%	21%	7,64%	22%	7,42%	100%		236	9
	5 Examen från högskola/universitet (kand/mag/master/forskarexamen)	7%	2,87%	21%	4,72%	29%	5,13%	24%	4,61%	19%	4,33%	100%		601	10

F38 Hur nöjd är du sammantaget med livet där du bor?														
		1 Mycket nöjd		2 Ganska nöjd		3 Inte särskilt nöjd		4 Inte alls nöjd		5 Vet inte		Samtliga	Antal svar (oviktad)	Antal ej svar (oviktad)
		Procent	Fel +/-	Procent	Fel +/-	Procent	Fel +/-	Procent	Fel +/-	Procent	Fel +/-	Procent		
<b>Totalt</b>		40%	2,69%	53%	2,75%	5%	1,30%	1%	0,55%	0%	0,42%	100%	2699	36
<b>KÖN</b>	1 Kvinna	44%	3,74%	49%	3,76%	5%	1,80%	1%	0,97%	0%	0,24%	100%	1458	19
	2 Man	37%	3,84%	57%	3,97%	5%	1,87%	1%	0,51%	1%	0,81%	100%	1241	17
<b>ÅLDER</b>	1 18-24	27%	10,05%	55%	11,08%	11%	6,40%	5%	4,42%	2%	3,87%	100%	112	2
	2 25-34	38%	8,59%	56%	8,72%	6%	4,24%	0%		0%		100%	201	3
	3 35-44	38%	7,19%	56%	7,29%	5%	3,20%	0%	0,39%	1%	0,67%	100%	273	3
	4 45-54	40%	6,03%	55%	6,17%	5%	2,88%	1%	0,94%	0%		100%	430	1
	5 55-64	41%	5,17%	56%	5,25%	3%	1,80%	1%	0,96%	0%	0,28%	100%	588	2
	6 65-74	48%	4,95%	47%	4,92%	4%	2,10%	1%	0,79%	0%	0,29%	100%	701	13
	7 75-84	50%	6,69%	45%	6,60%	3%	2,23%	1%	1,50%	1%	0,73%	100%	394	12
<b>KOMMUN</b>	1 Arboga	29%	6,98%	60%	8,30%	8%	5,16%	2%	1,99%	1%	1,84%	100%	205	4
	2 Fagersta	32%	7,11%	61%	7,65%	7%	4,49%	0%		1%	1,01%	100%	206	1
	3 Hallstahammar	47%	8,26%	50%	8,33%	3%	2,46%	0%		0%	0,58%	100%	221	7
	4 Kungsör	39%	6,64%	56%	6,87%	2%	1,99%	2%	2,75%		1,52%	100%	240	3
	5 Köping	35%	6,43%	61%	6,71%	4%	3,08%	0%		0%	0,42%	100%	282	2
	6 Norberg	37%	8,00%	55%	8,31%	8%	4,81%	0%	0,67%	0%	0,74%	100%	212	3
	7 Sala	47%	6,29%	49%	6,30%	4%	3,05%	0%		1%	1,04%	100%	312	4
	8 Skinnkatteberg	38%	7,43%	57%	7,83%	4%	2,41%	1%	1,29%	0%	0,59%	100%	218	4
	9 Surahammar	27%	7,84%	65%	8,13%	5%	3,33%	2%	2,08%	1%	1,40%	100%	221	3
	10 Västerås	43%	4,35%	50%	4,42%	5%	2,09%	1%	0,94%	0%	0,70%	100%	582	5
<b>BOENDEORT</b>	1 I kommunens centralort	38%	3,42%	55%	3,51%	6%	1,85%	1%	0,51%	0%	0,19%	100%	1578	22
	2 I annan tätort i kommunen	34%	8,18%	58%	8,61%	4%	3,73%	1%	1,50%	2%	3,50%	100%	294	3
	3 Utanför tätort	53%	5,72%	44%	5,69%	2%	1,51%	1%	1,58%	0%	0,55%	100%	656	4
<b>FÖDELSELAND</b>	1 Sverige	42%	2,99%	53%	3,02%	4%	1,22%	1%	0,55%	0%	0,52%	100%	2244	25
	2 Europa Utom Norden	23%	11,99%	61%	14,10%	15%	10,73%	0%		0%		100%	91	0
	3 Norden utom Sverige	40%	9,11%	58%	9,22%	2%	1,66%	0%		1%	0,95%	100%	194	6
	4 Övriga världen	33%	8,97%	52%	9,47%	12%	6,27%	3%	2,86%	0%	0,56%	100%	170	5
<b>UTBILDNING</b>	1 Grundskola	45%	5,97%	46%	6,02%	6%	3,27%	1%	1,72%	1%	0,80%	100%	582	12
	2 Gymnasieexamen	34%	4,64%	58%	4,89%	6%	2,64%	1%	0,79%	1%	1,30%	100%	822	6
	3 Annan eftergymnasial utbildning	39%	6,91%	53%	7,16%	6%	4,06%	2%	2,45%	0%		100%	393	4
	4 Kortare studier vid högskola/universitet	39%	8,59%	55%	8,93%	6%	5,02%	0%	0,23%	0%	0,15%	100%	244	1
	5 Examen från högskola/universitet (kand/mag/master/forskarexamen)	47%	5,56%	50%	5,56%	3%	1,55%	1%	0,90%	0%	0,10%	100%	610	1

F39 Hur nära ett sådant ideal tycker du din nuvarande ort kommer?														
		1 Mycket nära		2 Ganska nära		3 Inte särskilt nära		4 Inte alls nära		5 Vet inte		Samtliga	Antal svar (oviktad)	Antal ej svar (oviktad)
		Procent	Fel +/-	Procent	Fel +/-	Procent	Fel +/-	Procent	Fel +/-	Procent	Fel +/-	Procent		
<b>Totalt</b>		16%	1,94%	56%	2,73%	19%	2,17%	6%	1,40%	3%	1,00%	100%	2688	47
<b>KÖN</b>	1 Kvinna	18%	2,77%	58%	3,68%	16%	2,62%	5%	1,67%	3%	1,46%	100%	1453	24
	2 Man	15%	2,71%	53%	4,02%	22%	3,40%	7%	2,24%	3%	1,38%	100%	1235	23
<b>ÅLDER</b>	1 18-24	11%	7,29%	48%	11,12%	19%	8,32%	16%	8,10%	6%	5,22%	100%	113	1
	2 25-34	10%	5,40%	53%	8,64%	25%	7,36%	8%	4,57%	3%	2,72%	100%	202	2
	3 35-44	16%	5,38%	54%	7,31%	21%	5,76%	6%	3,28%	4%	3,06%	100%	270	6
	4 45-54	14%	4,29%	60%	6,10%	19%	5,00%	4%	2,18%	2%	2,17%	100%	429	2
	5 55-64	16%	3,60%	58%	5,21%	21%	4,39%	4%	1,94%	2%	1,16%	100%	584	6
	6 65-74	23%	4,17%	59%	4,81%	12%	2,89%	3%	1,72%	3%	1,59%	100%	703	11
	7 75-84	28%	6,20%	56%	6,71%	11%	3,84%	3%	2,19%	3%	2,30%	100%	387	19
<b>KOMMUN</b>	1 Arboga	11%	3,88%	54%	8,97%	23%	7,41%	7%	6,01%	6%	4,57%	100%	203	6
	2 Fagersta	12%	4,69%	52%	7,92%	20%	6,25%	12%	5,76%	5%	3,71%	100%	206	1
	3 Hallstahammar	17%	4,86%	57%	8,24%	17%	6,61%	3%	2,35%	6%	5,85%	100%	223	5
	4 Kungsör	19%	5,27%	50%	7,10%	19%	5,54%	10%	5,29%	2%	2,04%	100%	235	8
	5 Köping	15%	4,23%	52%	7,05%	26%	6,55%	4%	3,30%	2%	2,31%	100%	282	2
	6 Norberg	15%	5,38%	50%	8,42%	28%	8,47%	6%	4,04%	2%	1,68%	100%	209	6
	7 Sala	21%	5,05%	55%	6,32%	16%	4,80%	6%	3,45%	2%	1,71%	100%	310	6
	8 Skinnskatteberg	22%	5,82%	49%	8,31%	19%	7,50%	6%	4,16%	3%	3,21%	100%	219	3
	9 Surahammar	8%	3,42%	51%	8,35%	29%	8,12%	9%	4,37%	3%	2,35%	100%	219	5
	10 Västerås	17%	3,20%	58%	4,38%	17%	3,38%	6%	2,21%	3%	1,52%	100%	582	5
<b>BOENDEORT</b>	1 I kommunens centralort	14%	2,32%	56%	3,49%	20%	2,85%	7%	1,98%	3%	1,06%	100%	1571	29
	2 I annan tätort i kommunen	13%	5,46%	60%	8,37%	15%	5,47%	5%	2,60%	7%	5,56%	100%	293	4
	3 Utanför tätort	26%	5,14%	53%	5,73%	15%	3,93%	3%	2,47%	3%	1,60%	100%	653	7
<b>FÖDELSELAND</b>	1 Sverige	16%	2,10%	58%	2,98%	19%	2,34%	5%	1,44%	2%	0,98%	100%	2237	32
	2 Europa Utom Norden	9%	5,42%	57%	14,39%	24%	12,83%	8%	9,56%	3%	3,41%	100%	91	0
	3 Norden utom Sverige	21%	7,98%	50%	9,62%	19%	7,79%	9%	6,86%	1%	1,35%	100%	192	8
	4 Övriga världen	20%	7,73%	44%	9,39%	18%	7,73%	9%	5,54%	9%	5,39%	100%	168	7
<b>UTBILDNING</b>	1 Grundskola	21%	4,62%	52%	6,05%	13%	4,00%	10%	4,29%	4%	2,45%	100%	575	19
	2 Gymnasieexamen	14%	3,13%	54%	4,91%	23%	4,21%	7%	2,54%	3%	2,03%	100%	825	3
	3 Annan eftergymnasial utbildning	17%	5,42%	58%	7,01%	13%	3,96%	7%	4,09%	4%	3,22%	100%	393	4
	4 Kortare studier vid högskola/universitet	16%	5,79%	52%	9,01%	24%	7,61%	5%	4,87%	3%	2,83%	100%	243	2
	5 Examen från högskola/universitet (kand/mag/master/forskarexamen)	16%	4,16%	60%	5,46%	18%	4,34%	3%	2,01%	2%	1,22%	100%	605	6

F40 Skulle du rekommendera dina vänner och bekanta att flytta till din ort?										
		1 Ja, det gör jag redan idag		2 Ja, om det blir aktuellt		3 Nej		Samtliga	Antal svar (oviktad)	Antal ej svar (oviktad)
		Procent	Fel +/-	Procent	Fel +/-	Procent	Fel +/-	Procent		
<b>Totalt</b>		23%	2,41%	64%	2,68%	13%	1,82%	100%	2662	73
<b>KÖN</b>	1 Kvinna	24%	3,30%	64%	3,63%	12%	2,30%	100%	1437	40
	2 Man	22%	3,51%	64%	3,95%	14%	2,80%	100%	1225	33
<b>ÅLDER</b>	1 18-24	23%	9,73%	54%	11,06%	23%	8,86%	100%	113	1
	2 25-34	26%	7,63%	60%	8,49%	14%	5,83%	100%	201	3
	3 35-44	32%	6,99%	59%	7,26%	10%	3,77%	100%	269	7
	4 45-54	25%	5,31%	62%	5,99%	13%	4,09%	100%	427	4
	5 55-64	19%	4,12%	69%	4,82%	12%	3,22%	100%	574	16
	6 65-74	16%	3,75%	73%	4,39%	11%	2,91%	100%	690	24
	7 75-84	19%	5,47%	72%	6,04%	9%	3,46%	100%	388	18
<b>KOMMUN</b>	1 Arboga	24%	7,73%	63%	8,70%	14%	5,94%	100%	201	8
	2 Fagersta	13%	5,39%	56%	7,98%	31%	7,57%	100%	203	4
	3 Hallstahammar	28%	7,14%	61%	7,95%	11%	5,04%	100%	220	8
	4 Kungsör	26%	6,45%	61%	7,18%	13%	5,43%	100%	231	12
	5 Köping	13%	4,82%	72%	6,26%	15%	4,78%	100%	277	7
	6 Norberg	22%	7,10%	56%	8,49%	21%	7,43%	100%	208	7
	7 Sala	24%	5,61%	63%	6,27%	13%	4,54%	100%	311	5
	8 Skinnskatteberg	16%	5,27%	73%	6,65%	12%	4,48%	100%	218	4
	9 Surahammar	16%	5,40%	65%	7,36%	18%	5,64%	100%	221	3
	10 Västerås	25%	3,95%	64%	4,34%	11%	2,84%	100%	572	15
<b>BOENDEORT</b>	1 I kommunens centralort	21%	2,99%	65%	3,40%	14%	2,37%	100%	1556	44
	2 I annan tätort i kommunen	24%	7,85%	64%	8,59%	12%	5,74%	100%	292	5
	3 Utanför tätort	28%	5,56%	61%	5,76%	10%	3,29%	100%	645	15
<b>FÖDELSELAND</b>	1 Sverige	22%	2,58%	66%	2,90%	12%	1,94%	100%	2214	55
	2 Europa Utom Norden	22%	11,97%	55%	14,61%	23%	12,35%	100%	89	2
	3 Norden utom Sverige	18%	7,59%	67%	9,47%	14%	7,71%	100%	192	8
	4 Övriga världen	35%	9,33%	50%	9,58%	15%	6,23%	100%	167	8
<b>UTBILDNING</b>	1 Grundskola	18%	5,11%	67%	5,93%	15%	4,38%	100%	575	19
	2 Gymnasieexamen	19%	3,87%	65%	4,73%	16%	3,67%	100%	812	16
	3 Annan eftergymnasial utbildning	27%	6,64%	63%	7,00%	10%	3,85%	100%	387	10
	4 Kortare studier vid högskola/universitet	22%	7,79%	65%	8,75%	13%	6,01%	100%	243	2
	5 Examen från högskola/universitet (kand/mag/master/forskarexamen)	28%	5,17%	62%	5,49%	10%	3,22%	100%	600	11

F41 Hur länge har du bott i Västmanlands län?														
		1 Har alltid bott här		2 Inflyttad har bott här 11 år eller mer		3 Inflyttad har bott här 4 - 10 år		4 Inflyttad har bott här 1 - 3 år		5 Inflyttad har bott här i mindre än 1 år		Samtliga	Antal svar (oviktad)	Antal ej svar (oviktad)
		Procent	Fel +/-	Procent	Fel +/-	Procent	Fel +/-	Procent	Fel +/-	Procent	Fel +/-	Procent		
<b>Totalt</b>		50%	2,77%	32%	2,48%	11%	1,90%	5%	1,31%	2%	0,88%	100%	2653	82
<b>KÖN</b>	1 Kvinna	50%	3,80%	32%	3,39%	11%	2,69%	5%	1,67%	2%	1,21%	100%	1432	45
	2 Man	50%	4,04%	32%	3,62%	11%	2,68%	5%	2,02%	2%	1,27%	100%	1221	37
<b>ÅLDER</b>	1 18-24	73%	9,87%	6%	5,22%	8%	5,71%	9%	6,94%	3%	3,80%	100%	112	2
	2 25-34	55%	8,67%	14%	6,05%	19%	7,11%	8%	4,69%	4%	3,12%	100%	202	2
	3 35-44	39%	7,05%	30%	6,88%	19%	5,91%	6%	3,10%	5%	3,46%	100%	273	3
	4 45-54	54%	6,26%	34%	6,07%	8%	3,59%	3%	1,98%	0%	0,29%	100%	426	5
	5 55-64	53%	5,36%	38%	5,28%	5%	2,48%	2%	1,63%	1%	0,88%	100%	579	11
	6 65-74	41%	4,87%	50%	5,00%	5%	2,19%	3%	1,78%	1%	0,52%	100%	687	27
	7 75-84	32%	6,24%	59%	6,65%	6%	3,27%	2%	1,94%	0%	0,35%	100%	374	32
<b>KOMMUN</b>	1 Arboga	48%	8,97%	36%	8,31%	9%	5,73%	1%	1,04%	6%	6,35%	100%	203	6
	2 Fagersta	57%	7,82%	22%	5,68%	12%	5,44%	9%	5,18%	0%		100%	202	5
	3 Hallstahammar	54%	8,32%	30%	6,97%	9%	6,32%	4%	3,31%	2%	2,45%	100%	220	8
	4 Kungsör	50%	7,08%	31%	6,13%	8%	3,77%	7%	3,85%	4%	3,48%	100%	236	7
	5 Köping	60%	6,74%	25%	5,32%	8%	3,91%	3%	2,29%	3%	3,32%	100%	276	8
	6 Norberg	51%	8,44%	27%	7,18%	12%	5,58%	9%	4,81%	2%	2,80%	100%	208	7
	7 Sala	52%	6,38%	30%	5,65%	10%	4,10%	6%	3,21%	2%	1,71%	100%	304	12
	8 Skinnkatteberg	57%	7,88%	30%	6,59%	8%	4,00%	3%	2,95%	2%	2,12%	100%	218	4
	9 Surahammar	62%	7,63%	28%	6,56%	7%	3,92%	2%	2,33%	1%	1,46%	100%	214	10
	10 Västerås	46%	4,46%	35%	4,07%	12%	3,10%	5%	2,17%	2%	1,26%	100%	572	15
<b>BOENDEORT</b>	1 I kommunens centralort	49%	3,54%	33%	3,19%	11%	2,44%	5%	1,68%	2%	1,01%	100%	1553	47
	2 I annan tätort i kommunen	50%	8,76%	35%	8,11%	7%	4,09%	8%	5,06%	1%	1,18%	100%	289	8
	3 Utanför tätort	54%	5,80%	30%	5,07%	10%	4,06%	2%	2,25%	4%	2,86%	100%	646	14
<b>FÖDELSELAND</b>	1 Sverige	58%	2,99%	30%	2,64%	8%	1,90%	3%	1,08%	1%	0,68%	100%	2210	59
	2 Europa Utom Norden	15%	11,50%	44%	14,32%	29%	14,01%	7%	5,31%	5%	8,75%	100%	86	5
	3 Norden utom Sverige	18%	6,61%	75%	7,98%	6%	5,11%	2%	1,68%	0%		100%	188	12
	4 Övriga världen	18%	6,84%	32%	8,86%	24%	7,90%	18%	8,10%	9%	5,20%	100%	169	6
<b>UTBILDNING</b>	1 Grundskola	49%	6,17%	35%	5,57%	8%	3,19%	7%	3,94%	2%	1,96%	100%	560	34
	2 Gymnasieexamen	65%	4,60%	24%	3,96%	7%	2,57%	3%	1,66%	1%	1,16%	100%	818	10
	3 Annan eftergymnasial utbildning	48%	7,20%	35%	6,55%	10%	5,20%	5%	3,57%	2%	2,19%	100%	388	9
	4 Kortare studier vid högskola/universitet	51%	9,13%	31%	8,02%	13%	6,69%	5%	4,36%	1%	0,86%	100%	238	7
	5 Examen från högskola/universitet (kand/mag/master/forskarexamen)	35%	5,35%	40%	5,30%	15%	4,39%	6%	2,82%	4%	2,32%	100%	606	5



F42 Har du som är inflyttad bott i länet tidigare?								
		1 Ja		2 Nej		Samtliga	Antal svar (oviktad)	Antal ej svar (oviktad)
		Procent	Fel +/-	Procent	Fel +/-			
<b>Totalt</b>		29%	3,53%	71%	3,53%	100%	1302	1433
<b>KÖN</b>	1 Kvinna	27%	4,68%	73%	4,68%	100%	719	758
	2 Man	31%	5,27%	69%	5,27%	100%	583	675
<b>ÅLDER</b>	1 18-24	17%	17,40%	83%	17,40%	100%	31	83
	2 25-34	29%	11,94%	71%	11,94%	100%	87	117
	3 35-44	30%	8,89%	70%	8,89%	100%	151	125
	4 45-54	30%	8,71%	70%	8,71%	100%	178	253
	5 55-64	23%	6,93%	77%	6,93%	100%	248	342
	6 65-74	34%	6,44%	66%	6,44%	100%	370	344
	7 75-84	31%	7,81%	69%	7,81%	100%	237	169
<b>KOMMUN</b>	1 Arboga	32%	11,47%	68%	11,47%	100%	113	96
	2 Fagersta	25%	9,48%	75%	9,48%	100%	93	114
	3 Hallstahammar	36%	12,48%	64%	12,48%	100%	102	126
	4 Kungsör	31%	8,82%	69%	8,82%	100%	122	121
	5 Köping	25%	9,10%	75%	9,10%	100%	122	162
	6 Norberg	23%	9,61%	77%	9,61%	100%	100	115
	7 Sala	32%	8,57%	68%	8,57%	100%	142	174
	8 Skinnskatteberg	34%	9,51%	66%	9,51%	100%	106	116
	9 Surahammar	36%	10,56%	64%	10,56%	100%	92	132
	10 Västerås	28%	5,36%	72%	5,36%	100%	310	277
<b>BOENDEORT</b>	1 I kommunens centralort	28%	4,40%	72%	4,40%	100%	793	807
	2 I annan tätort i kommunen	31%	11,16%	69%	11,16%	100%	152	145
	3 Utanför tätort	29%	7,83%	71%	7,83%	100%	275	385
<b>FÖDELSELAND</b>	1 Sverige	31%	4,22%	69%	4,22%	100%	954	1315
	2 Europa Utom Norden	20%	13,50%	80%	13,50%	100%	72	19
	3 Norden utom Sverige	32%	11,13%	68%	11,13%	100%	145	55
	4 Övriga världen	22%	9,02%	78%	9,02%	100%	131	44
<b>UTBILDNING</b>	1 Grundskola	29%	7,62%	71%	7,62%	100%	274	320
	2 Gymnasieexamen	25%	6,68%	75%	6,68%	100%	303	525
	3 Annan eftergymnasial utbildning	26%	8,80%	74%	8,80%	100%	196	201
	4 Kortare studier vid högskola/universitet	32%	11,67%	68%	11,67%	100%	129	116
	5 Examen från högskola/universitet (kand/mag/master/forskarexamen)	31%	6,35%	69%	6,35%	100%	375	236

F43 Anledning till inflyttning till Västmanland		1 Studier		2 Arbete		3 Familjesituation		4 Annat		Samtliga		Antal svar (oviktad)	Antal ej svar (oviktad)
		Procent	Fel +/-	Procent	Fel +/-	Procent	Fel +/-	Procent	Fel +/-	Procent			
<b>Totalt</b>		9%	2,93%	33%	3,62%	47%	3,97%	12%	2,35%	100%	1267	1468	
<b>KÖN</b>	1 Kvinna	8%	3,80%	23%	4,34%	58%	5,31%	10%	2,75%	100%	699	778	
	2 Man	9%	4,44%	42%	5,65%	37%	5,59%	13%	3,78%	100%	568	690	
<b>ÅLDER</b>	1 18-24	54%	21,53%	3%	4,12%	37%	20,76%	6%	5,83%	100%	31	83	
	2 25-34	17%	10,87%	13%	8,86%	55%	13,66%	16%	9,87%	100%	83	121	
	3 35-44	11%	6,53%	34%	9,51%	46%	9,69%	9%	4,66%	100%	150	126	
	4 45-54	4%	4,14%	39%	9,72%	47%	9,74%	10%	5,75%	100%	176	255	
	5 55-64	1%	2,04%	38%	8,32%	48%	8,37%	13%	4,96%	100%	242	348	
	6 65-74	1%	1,48%	36%	6,55%	49%	6,90%	13%	4,48%	100%	352	362	
	7 75-84	0%	0,36%	50%	8,66%	40%	8,52%	10%	4,43%	100%	233	173	
<b>KOMMUN</b>	1 Arboga	1%	2,05%	25%	9,48%	59%	11,92%	15%	7,02%	100%	110	99	
	2 Fagersta	1%	1,76%	42%	11,55%	46%	11,73%	11%	7,70%	100%	90	117	
	3 Hallstahammar	9%	11,13%	40%	11,57%	42%	11,54%	9%	5,32%	100%	101	127	
	4 Kungsör	2%	2,99%	22%	7,46%	56%	9,91%	21%	8,74%	100%	115	128	
	5 Köping	4%	7,38%	34%	9,08%	43%	9,94%	19%	8,20%	100%	122	162	
	6 Norberg	1%	2,37%	22%	9,20%	53%	12,06%	24%	10,91%	100%	99	116	
	7 Sala	2%	3,12%	17%	6,18%	55%	9,30%	26%	8,19%	100%	135	181	
	8 Skinnskatteberg	0%		27%	8,96%	58%	10,26%	15%	7,13%	100%	101	121	
	9 Surahammar	7%	6,91%	38%	10,47%	49%	11,08%	6%	4,59%	100%	91	133	
	10 Västerås	12%	4,60%	35%	5,62%	45%	6,06%	8%	3,40%	100%	303	284	
<b>BOENDEORT</b>	1 I kommunens centralort	9%	3,66%	33%	4,50%	47%	5,00%	12%	3,16%	100%	763	837	
	2 I annan tätort i kommunen	7%	8,31%	31%	11,37%	49%	12,14%	13%	6,78%	100%	149	148	
	3 Utanför tätort	11%	7,65%	30%	8,02%	47%	8,99%	13%	4,68%	100%	271	389	
<b>FÖDELSELAND</b>	1 Sverige	8%	3,44%	34%	4,36%	48%	4,66%	10%	2,45%	100%	917	1352	
	2 Europa Utom Norden	5%	7,52%	28%	13,55%	48%	16,45%	18%	14,48%	100%	70	21	
	3 Norden utom Sverige	0%		44%	11,01%	40%	10,88%	16%	8,19%	100%	146	54	
	4 Övriga världen	16%	9,11%	23%	9,03%	48%	10,92%	13%	6,44%	100%	134	41	
<b>UTBILDNING</b>	1 Grundskola	6%	6,17%	31%	7,76%	50%	8,62%	12%	4,90%	100%	273	321	
	2 Gymnasieexamen	5%	5,53%	29%	7,46%	51%	8,26%	15%	5,81%	100%	291	537	
	3 Annan eftergymnasial utbildning	10%	8,68%	29%	8,72%	52%	10,24%	9%	4,22%	100%	197	200	
	4 Kortare studier vid högskola/universitet	5%	5,56%	24%	9,95%	52%	12,76%	20%	10,46%	100%	128	117	
	5 Examen från högskola/universitet (kand/mag/master/forskarexamen)	12%	5,44%	40%	6,83%	41%	7,01%	7%	3,35%	100%	356	255	

F44 Vilken är din högsta utbildning?																
		1 Grundskola eller motsvarande		2 Gymnasieexamen eller motsvarande		3 Annan eftergymnasial utbildning (t.ex. YH- utbildning, KY, folkhögskola)		4 Kortare studier vid högskola/un iversitet (t.ex. enstaka kurser, påbörjad/ej avslutad utbildning)		5 Examen från högskola/un iversitet (kand/mag/ master)		6 Forskarexa men från högskola/un iversitet		Samtliga	Antal svar (oviktad)	Antal ej svar (oviktad)
		Procent	Fel +/-	Procent	Fel +/-	Procent	Fel +/-	Procent	Fel +/-	Procent	Fel +/-	Procent	Fel +/-	Procent		
<b>Totalt</b>		16%	1,80%	31%	2,56%	13%	1,75%	11%	1,79%	28%	2,62%	1%	0,59%	100%	2675	60
<b>KÖN</b>	1 Kvinna	15%	2,37%	24%	3,06%	13%	2,42%	11%	2,52%	35%	3,81%	1%	0,79%	100%	1447	30
	2 Man	16%	2,69%	38%	3,95%	13%	2,53%	10%	2,54%	21%	3,48%	1%	0,89%	100%	1228	30
<b>ÅLDER</b>	1 18-24	17%	8,21%	52%	11,23%	6%	5,33%	14%	7,91%	12%	7,54%	0%		100%	111	3
	2 25-34	7%	3,71%	30%	7,66%	11%	5,29%	15%	6,27%	37%	8,68%	0%		100%	202	2
	3 35-44	8%	3,76%	25%	6,12%	16%	5,24%	8%	3,76%	42%	7,45%	2%	2,18%	100%	267	9
	4 45-54	10%	3,92%	32%	5,83%	14%	4,02%	8%	3,43%	33%	5,91%	3%	2,35%	100%	424	7
	5 55-64	11%	3,26%	41%	5,20%	12%	3,31%	10%	3,35%	25%	4,82%	1%	1,27%	100%	582	8
	6 65-74	28%	4,25%	23%	4,12%	19%	3,91%	9%	2,93%	21%	4,26%	1%	0,88%	100%	699	15
	7 75-84	44%	6,61%	19%	5,39%	12%	4,29%	12%	4,50%	13%	4,84%	1%	1,42%	100%	390	16
<b>KOMMUN</b>	1 Arboga	18%	6,58%	32%	8,35%	14%	5,12%	12%	6,37%	24%	8,19%	0%	0,53%	100%	205	4
	2 Fagersta	23%	6,16%	39%	8,03%	13%	5,15%	8%	4,34%	17%	5,52%	1%	1,39%	100%	204	3
	3 Hallstahammar	16%	4,78%	40%	8,42%	16%	5,93%	7%	3,31%	20%	6,16%	1%	1,54%	100%	221	7
	4 Kungsör	23%	5,81%	36%	7,02%	14%	4,62%	9%	4,30%	17%	4,98%	1%	0,83%	100%	236	7
	5 Köping	19%	5,38%	37%	7,08%	16%	4,75%	10%	4,45%	18%	5,39%	0%	0,84%	100%	276	8
	6 Norberg	22%	6,14%	35%	8,61%	15%	5,27%	11%	5,32%	16%	5,47%	1%	2,56%	100%	212	3
	7 Sala	20%	4,80%	35%	6,32%	14%	4,16%	13%	4,63%	18%	4,53%	0%		100%	306	10
	8 Skinnskatteberg	23%	7,24%	40%	8,41%	14%	5,15%	5%	3,78%	17%	5,15%	0%	0,59%	100%	219	3
	9 Surahammar	23%	5,90%	35%	8,24%	14%	4,74%	10%	7,15%	18%	5,72%	1%	1,10%	100%	222	2
	10 Västerås	13%	2,75%	27%	4,00%	12%	2,79%	11%	2,88%	36%	4,30%	2%	1,03%	100%	574	13
<b>BOENDEORT</b>	1 I kommunens centralort	14%	2,03%	30%	3,18%	12%	2,13%	12%	2,51%	31%	3,43%	1%	0,75%	100%	1574	26
	2 I annan tätort i kommunen	18%	6,47%	39%	8,81%	15%	5,67%	8%	4,92%	19%	7,15%	1%	1,26%	100%	288	9
	3 Utanför tätort	20%	4,38%	29%	5,22%	17%	4,18%	6%	2,36%	27%	5,45%	1%	0,87%	100%	648	12
<b>FÖDELSELAND</b>	1 Sverige	13%	1,77%	33%	2,86%	13%	1,88%	11%	1,99%	29%	2,87%	1%	0,59%	100%	2237	32
	2 Europa Utom Norden	7%	6,92%	25%	11,09%	14%	8,31%	7%	8,47%	44%	15,12%	2%	3,37%	100%	89	2
	3 Norden utom Sverige	35%	8,77%	30%	8,85%	14%	6,60%	7%	5,12%	12%	7,21%	2%	3,76%	100%	192	8
	4 Övriga världen	31%	8,79%	21%	8,02%	14%	7,18%	9%	6,16%	22%	8,58%	2%	2,72%	100%	157	18
<b>UTBILDNING</b>	1 Grundskola	100%		0%		0%		0%		0%		0%		100%	594	0
	2 Gymnasieexamen	0%		100%		0%		0%		0%		0%		100%	828	0
	3 Annan eftergymnasial utbildning	0%		0%		100%		0%		0%		0%		100%	397	0
	4 Kortare studier vid högskola/universitet	0%		0%		0%		100%		0%		0%		100%	245	0
	5 Examen från högskola/universitet (kand/mag/master/forskarexamen)	0%		0%		0%		0%		96%	2,01%	4%	2,01%	100%	611	0



Regionhuset, 721 89 Västerås  
021-17 30 00  
region@regionvastmanland.se  
[www.regionvastmanland.se/utveckling](http://www.regionvastmanland.se/utveckling)